HQIP
Healthcare Quality Improvement Partnership

PICANet

Paediatric Intensive Care Audit Network

Annual Report 2017

Tables and Figures

Data Collection Period January 2014- December 2016

University of Leicester

University of Leeds

GIG CYMRU NHS WALES

HCA Hospitals
World-Class Healthcare

NOCA National Office of Clinical Audit

HSC Belfast Health and Social Care Trust

NHS National Services Scotland

Key

A	Cambridge, Addenbrooke's Hospital
B*	Brighton, Royal Alexandra Hospital
C	Cardiff, Noah's Ark Children's Hospital for Wales
D	Manchester, Royal Children's Hospital
E1	London, Great Ormond Street Hospital - PICU/NICU
E2	London, Great Ormond Street Hospital - CCCU
F	London, Evelina Children's Hospital
G	Hull Royal Infirmary
H	London, Kings College Hospital
I	Leeds General Infirmary
K2	Newcastle Freeman Hospital
K3	Newcastle, Great North Children's Hospital
L	Stoke on Trent, Royal Stoke University Hospital.
M	Nottingham, Queen's Medical Centre
N	Oxford, John Radcliffe Hospital
O	London, Royal Brompton Hospital
P	Liverpool, Alder Hey
Q	Sheffield Children's Hospital (PICU)
R	Southampton Children's Hospital
S	Middlesbrough, James Cook Hospital
T	London, St George's Hospital
U	London, St Mary's Hospital
V	Birmingham Children's Hospital
W	Bristol, Royal Hospital for Children
X	Leicester Glenfield Hospital
X	Leicester Royal Infirmary
Y	Edinburgh Royal Hospital for Sick Children
Z	London, The Royal London Hospital
ZA	Glasgow Royal Hospital for Children
ZB	Belfast, Royal Belfast Hospital for Sick Children
ZC	Dublin, Our Lady's Children's Hospital Crumlin
ZD	Dublin, Children's University Hospital Temple Street
ZE	London, Harley Street Clinic
ZF	London, The Portland Hospital
T001	CATS - Children's Acute Transport Service
T002	Embrace: Yorkshire & Humber Infant & Children's Service
T003	NWTS: North West and North Wales P.T.S
T004	STRS - South Thames Retrieval Service
T005	KIDS Intensive Care & Decision Support
T008	SORT - Southampton, Oxford retrieval team
T010	NISTAR - Paediatric
T016	SCOTSTAR - Edinburgh team
T017	SCOTSTAR - Glasgow team
T020	SCOTSTAR - Paediatric Retrieval Service
T022	IPATS - Irish Paediatric Acute Transport Service
T024	WATCh - Wales and West Acute Transport for Children
T026	NECTAR - North East Children's Transport and Retrieval

* Brighton ceased to be a designated PICU in 2014 and so will not be included in future annual reports

Published in the UK by the Paediatric Intensive Care Audit Network (PICANet). This work is copyright.
Apart from any use as permitted under the Copyright, Designs and Patents Act 1988, no part may
be reproduced by any process without permission from PICANet.

Requests and enquiries concerning reproduction rights should be directed to PICANet at:
PICANet
School of Medicine
Room 8.49, Worsley Building
University Of Leeds
Leeds, LS2 9JT
Telephone: 0113 343 8125
E-mail: picanet@leeds.ac.uk

In all cases PICANet must be acknowledged as the source when reproducing or quoting any part of this publication.
Please use the following format when citing this report:
Paediatric Intensive Care Audit Network Annual Report 2017 (published November 2017): Universities of Leeds and Leicester.
©2017 The University of Leeds, University of Leicester and the Healthcare Quality Improvement Partnership.

INDEX

	PRINTED PAGE NUMBER
DATA DESCRIPTION	2
ADMISSION DATA	3
INDEX TO ADMISSION DATA	4
RETRIEVAL & TRANSFER DATA	32
INDEX TO RETRIEVAL & TRANSFER	33
INTERVENTION DATA	39
INDEX TO INTERVENTION DATA	40
BED ACTIVITY AND LENGTH OF STAY	47
INDEX TO BED ACTIVITY & LOS	48
OUTCOME DATA	58
INDEX TO OUTCOME DATA	59
INDEX TO SMR TABLES	69
30 DAY FOLLOW-UP	76
INDEX TO FOLLOW-UP TABLES	77
DATA ON INDIVIDUAL CHILDREN	79
INDEX TO DATA ON INDIVIDUAL CHILDREN	80
PREVALENCE FOR ADMISSION	82
INDEX TO PREVALENCE	83
CHILDREN IN ADULT ICUs	89
INDEX TO CHILDREN IN ADULT ICUs	90
PCCMDS DATA	97
INDEX TO PCCMDS	98
DATA QUALITY	103
INDEX TO DATA QUALITY	104
REFERRAL AND TRANSPORT DATA	114
INDEX TO REFERRAL AND TRANSPORT	115
STAFFING DATA	128
INDEX TO STAFFING DATA	129

DESCRIPTION OF TABLES AND FIGURES

A brief description of the data contained in the tables and figures is given before each section.

All data is downloadable for use by individuals and organisations but please acknowledge the source of this data as indicated at the bottom of the key to organisations at the beginning of this report.

The PICANet dataset is dynamic and updated regularly. This means that overall admission figures have changed for 2014 and 2015 since the publication of the last national report. The data in this report are those supplied to PICANet up to 26th May 2017 when the dataset was frozen.

In mid-2014, some updates were made to the PICANet data collection forms; to make the collection of transport team type more comparable, to allow collection of variables relevant for PIM3 and to include two new daily data items (unplanned extubations and high flow oxygen).

DATASET DEFINITIONS FOR THIS REPORT

1) This report covers the three year period January 2014 - December 2016.

2) There are now 33 participating organisations (located in England, Wales, Scotland, Northern Ireland and The Republic of Ireland). Brighton ceased to function as a PICU at the end of 2014, therefore data has not been collected beyond this point. Throughout these tables the term Health Organisation refers to governing bodies such as Health Boards, NHS Trusts or non-NHS providers.

3) Health Organisations are identified in this report, with agreement from all their Chief Executives.

4) A key enabling identification of each Health Organisation can be found at the beginning of the report.

5) The main focus of this report are admissions aged 0-15 years, with some tables reporting just those 16 years and over and others all ages.

6) Unless stated otherwise, the proportions in tables throughout the report are row percentages, except in the total column where they are column percentages.

7) The term 'unknown' includes cases where the unit have specifically recorded not known and also cases where a required value has been left blank.

ADMISSION DATA

ADMISSION NUMBERS BY AGE, SEX, MONTH AND YEAR OF ADMISSION, ORGANISATION AND DIAGNOSTIC GROUP

Tables 1 – 9 give numbers of admissions by age, sex, month of admission, organisation and diagnostic group. The primary diagnosis for the whole admission has been categorised into 13 diagnostic groups to enable a simple comparison between organisations. The classification is based on CT3 (The Read Codes). Within these mutually exclusive thirteen groups:

- 'Infection' excludes any respiratory or gastrointestinal infection but does include meningitis
- 'Neurological disorders' include neurovascular complications
- 'Oncology' includes neuro-oncology (brain tumours)
- 'Other' includes those diagnoses not covered by the other 12 groups.

Read codes are five characters in length and can be made up of numbers, letters, or periods. The ordering of the individual characters does not indicate the hierarchy (e.g. patent ductus arteriosus (P70..) is a subset of Congenital abnormality of ductus arteriosus (Xa6aC)). Table 8 and Figure 8 focus on admissions for respiratory conditions by year and month.

ADMISSIONS BY COUNTRY/NHS COMMISSIONING REGION (NHSCR)

Table 10 gives numbers of admissions by Clinical Commissioning Group (CCG) /NHS Commissioning Region (NHSCR). These were obtained by linking the validated home address of children admitted to PICU, to CCG/NHSCR via the National Statistics Postcode Directory (NSPD) (http://www.statistics.gov.uk/geography/nspd.asp).These tables present column percentages. Figure 10 shows the Health Geography of the UK and the Republic of Ireland. Children in the Republic of Ireland were identified by a text search of address fields. Note that numbers of admissions from Ireland are separate to other non-UK addresses, although some Irish admissions may be classed as missing due to the anonymisation process for personal data. For the Republic of Ireland, the only available geographical breakdown is by county region.

ADMISSIONS BY MORTALITY RISK CATEGORY

Table 11 gives numbers of admissions by predicted mortality risk group by organisation. The expected probability of mortality was estimated using a recalibrated Paediatric Index of Mortality 2r (PIM2r (2017)). The categorization into <1%, 1-<5%, 5%-<15%, 15-<30% and 30% plus expected probability of mortality reflects those used by the Australian and New Zealand Intensive Care Society (ANZPICS)(2) for comparability.

ADMISSIONS BY ADMISSION TYPE

Tables 12 – 15 present numbers by admission type overall and by organisation and year and a breakdown of the source of admission and care area admitted from by organisation and year for emergency admissions (see below).

We have used the following definitions for type of admission:
An admission that is planned, following surgery, is one that the unit is aware of before the surgery begins, or one that could have been delayed for 24 hours without risk (e.g. spinal surgery).
An admission that is unplanned, following surgery, is one that the unit was not aware of before surgery began. The admission could not have been delayed without risk (e.g. bleeding tonsillectomy).
A planned admission, is an other admission is any other planned admission that is not an emergency (e.g. liver biopsy).
An unplanned is an other admission is one that the unit was not expecting and is therefore an emergency admission (e.g. status epilepticus).

NB: Surgery is defined as undergoing all or part of a procedure or anaesthesia for a procedure in an operating theatre or anaesthetic room. Patients admitted from the operating theatre where surgery is not the main reason for admission (e.g. a patient with a head injury who is admitted from theatre after insertion of an ICP monitor) are not included here. In such patients the main reason for admission is head injury and thus the admission type would be unplanned - other.

ADMISSIONS BY PRIMARY DIAGNOSTIC GROUP

Tables 16 – 22 present a breakdown of admissions by diagnostic group, overall, by organisation and year and further by organisation and year for each of the admission types listed above.

Tables 23 – 25 have been removed from the report following a critical appraisal of the utility and accessibility of all tables and figures.

Some organisations have chosen to code diagnoses in more detail to allow them to use this information locally, others have coded a single diagnosis at a general level. For most reporting purposes, the broad diagnostic groups used in this report are sufficient. Further disaggregation is not always possible due to the variation in coding practice between individual organisations.

REFERENCES

1) Shann F, Slater A, Pearson G. PIM 2: a revised version of the Paediatric Index of mortality. Intensive Care Med 2003; 29:278-285.

2) Australian and New Zealand Intensive Care Society. Report of the Australian and New Zealand Paediatric Intensive Care Registry 2007. ISBN: 1 876980 69 9 [Online] [Accessed 19/06/2009] Available from the World Wide Web at http://www.anzics.com.au/uploads/2007ANZPICRAnnualReport.pdf

INDEX TO ADMISSION DATA

TABLE 1 ADMISSIONS BY AGE AND SEX, 2014 - 2016
FIGURE 1 ADMISSIONS BY AGE AND SEX, 2014 - 2016

TABLE 2 ADMISSIONS BY AGE (<1 YEAR) AND SEX, 2014 - 2016
FIGURE 2 ADMISSIONS BY AGE (<1 YEAR) AND SEX, 2014 - 2016

TABLE 3 ADMISSIONS BY AGE, BY HEALTH ORGANISATION, 2014 - 2016
TABLE 4 ADMISSIONS BY AGE (<1 YEAR) BY HEALTH ORGANISATION, 2014 - 2016

TABLE 5 ADMISSIONS BY AGE (16+ YEARS) BY HEALTH ORGANISATION, 2014 - 2016

TABLE 6 ADMISSIONS BY MONTH AND AGE, 2014 - 2016
FIGURE 6 ADMISSIONS BY MONTH AND AGE, 2014 - 2016

TABLE 7 ADMISSIONS BY MONTH AND PRIMARY DIAGNOSTIC GROUP, 2014 - 2016
FIGURE 7 ADMISSIONS BY MONTH AND PRIMARY DIAGNOSTIC GROUP, 2014 - 2016

TABLE 8 RESPIRATORY ADMISSIONS BY MONTH AND AGE, 2014 - 2016
FIGURE 8 RESPIRATORY ADMISSIONS BY MONTH AND AGE, 2014 - 2016

TABLE 9 ADMISSIONS BY MONTH, BY HEALTH ORGANISATION, 2014 - 2016

TABLE 10 ADMISSIONS BY COUNTRY / NHS COMMISSIONING REGION (NHSCR) AND YEAR, 2014 - 2016

FIGURE 10 MAP SHOWING NHS AREA TEAM / HEALTH ORGANISATION / COUNTY BOUNDARIES

TABLE 11 ADMISSIONS BY PREDICTED MORTALITY RISK GROUP, BY HEALTH ORGANISATION, 2014 - 2016

TABLE 12 ADMISSIONS BY ADMISSION TYPE AND AGE, 2014 - 2016
FIGURE 12 ADMISSIONS BY ADMISSION TYPE AND AGE, 2014 - 2016

TABLE 13 ADMISSIONS BY ADMISSION TYPE, BY HEALTH ORGANISATION, 2014 - 2016
FIGURE 13 ADMISSIONS BY ADMISSION TYPE, BY HEALTH ORGANISATION, 2014 - 2016

TABLE 14 ADMISSIONS BY SOURCE OF ADMISSION (ADMISSION TYPE UNPLANNED - OTHER), BY HEALTH ORGANISATION, 2014 - 2016
FIGURE 14 ADMISSIONS BY SOURCE OF ADMISSION (ADMISSION TYPE UNPLANNED - OTHER), BY HEALTH ORGANISATION, 2014 - 2016

TABLE 15 ADMISSIONS BY CARE AREA ADMITTED FROM (ADMISSION TYPE UNPLANNED-OTHER; ADMITTED FROM HOSPITAL), BY HEALTH ORGANISATION, 2014 - 2016
FIGURE 15 ADMISSIONS BY CARE AREA ADMITTED FROM (ADMISSION TYPE UNPLANNED -OTHER; ADMITTED FROM HOSPITAL), BY HEALTH ORGANISATION, 2014 - 2016

TABLE 16 ADMISSIONS BY PRIMARY DIAGNOSTIC GROUP AND AGE, 2014 - 2016
FIGURE 16 ADMISSIONS BY PRIMARY DIAGNOSTIC GROUP, 2014 - 2016

TABLE 17 ADMISSIONS BY PRIMARY DIAGNOSTIC GROUP AND AGE (16+), 2014 - 2016
FIGURE 17 ADMISSIONS BY PRIMARY DIAGNOSTIC GROUP AND AGE (16+), 2014 - 2016

TABLE 18 ADMISSIONS BY PRIMARY DIAGNOSTIC GROUP BY HEALTH ORGANISATION, 2014 - 2016

TABLE 19 ADMISSIONS BY PRIMARY DIAGNOSTIC GROUP (PLANNED - FOLLOWING SURGERY), BY HEALTH ORGANISATION, 2014 - 2016

TABLE 20 ADMISSIONS BY PRIMARY DIAGNOSTIC GROUP (UNPLANNED - FOLLOWING SURGERY), BY HEALTH ORGANISATION, 2014 - 2016

TABLE 21 ADMISSIONS BY PRIMARY DIAGNOSTIC GROUP (PLANNED - OTHER), BY HEALTH ORGANISATION, 2014 - 2016

TABLE 22 ADMISSIONS BY PRIMARY DIAGNOSTIC GROUP (UNPLANNED - OTHER), BY HEALTH ORGANISATION, 2014 - 2016

TABLE 1 ADMISSIONS BY AGE AND SEX, 2014 - 2016

Age Years	SEX									
	Male		Female		Ambiguous		Unknown		Total	
	n	(%)	n	(%)	n	(%)	n	(%)	n	(%)
0	16,003	(58.4)	11,378	(41.5)	2	(0.0)	1	(0.0)	27,384	(45.6)
1	3,749	(57.2)	2,800	(42.8)	0	(0.0)	0	(0.0)	6,549	(10.9)
2	2,145	(56.4)	1,658	(43.6)	0	(0.0)	0	(0.0)	3,803	(6.3)
3	1,819	(57.3)	1,353	(42.6)	1	(0.0)	0	(0.0)	3,173	(5.3)
4	1,417	(55.9)	1,116	(44.1)	0	(0.0)	0	(0.0)	2,533	(4.2)
5	1,154	(57.2)	863	(42.8)	0	(0.0)	0	(0.0)	2,017	(3.4)
6	953	(55.8)	754	(44.2)	0	(0.0)	0	(0.0)	1,707	(2.8)
7	800	(57.0)	604	(43.0)	0	(0.0)	0	(0.0)	1,404	(2.3)
8	776	(58.2)	557	(41.8)	0	(0.0)	0	(0.0)	1,333	(2.2)
9	760	(57.6)	559	(42.4)	0	(0.0)	0	(0.0)	1,319	(2.2)
10	687	(57.6)	506	(42.4)	0	(0.0)	0	(0.0)	1,193	(2.0)
11	683	(53.7)	589	(46.3)	0	(0.0)	0	(0.0)	1,272	(2.1)
12	735	(51.1)	704	(48.9)	0	(0.0)	0	(0.0)	1,439	(2.4)
13	780	(48.2)	839	(51.8)	0	(0.0)	0	(0.0)	1,619	(2.7)
14	890	(51.5)	839	(48.5)	0	(0.0)	0	(0.0)	1,729	(2.9)
15	841	(52.3)	767	(47.7)	0	(0.0)	0	(0.0)	1,608	(2.7)
Unknown	4	(66.7)	2	(33.3)	0	(0.0)	0	(0.0)	6	(0.0)
Total	34,196	(56.9)	25,888	(43.1)	3	(0.0)	1	(0.0)	60,088	(100.0)

FIGURE 1 ADMISSIONS BY AGE AND SEX, 2014 - 2016

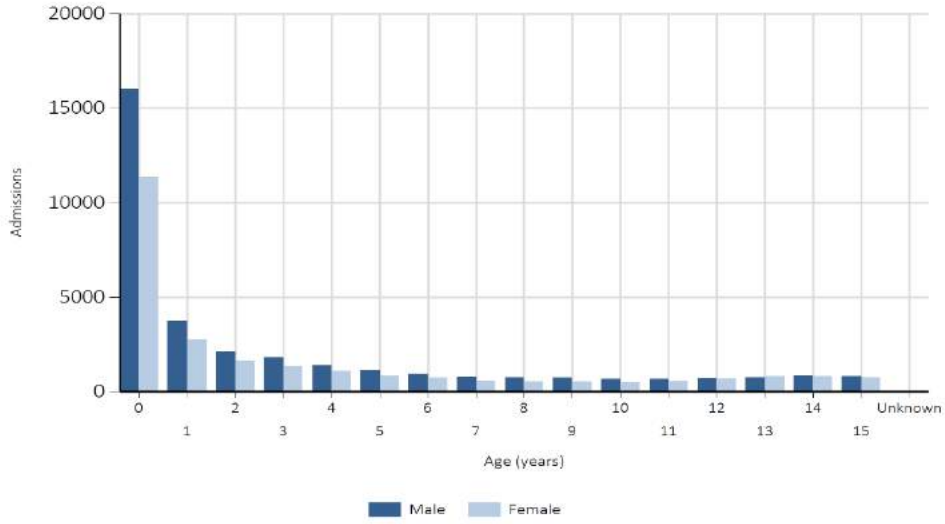

TABLE 2 ADMISSIONS BY AGE (<1 YEAR) AND SEX, 2014 - 2016

Age Months	SEX									
	Male		Female		Ambiguous		Unknown		Total	
	n	(%)	n	(%)	n	(%)	n	(%)	n	(%)
0	5,177	(58.8)	3,631	(41.2)	0	(0.0)	0	(0.0)	8,808	(32.2)
1	2,328	(60.2)	1,539	(39.8)	1	(0.0)	0	(0.0)	3,868	(14.1)
2	1,562	(60.2)	1,033	(39.8)	0	(0.0)	1	(0.0)	2,596	(9.5)
3	1,267	(57.7)	928	(42.3)	0	(0.0)	0	(0.0)	2,195	(8.0)
4	1,180	(60.1)	785	(39.9)	0	(0.0)	0	(0.0)	1,965	(7.2)
5	940	(56.5)	723	(43.5)	0	(0.0)	0	(0.0)	1,663	(6.1)
6	785	(55.3)	634	(44.7)	0	(0.0)	0	(0.0)	1,419	(5.2)
7	701	(58.8)	491	(41.2)	1	(0.1)	0	(0.0)	1,193	(4.4)
8	586	(56.3)	454	(43.7)	0	(0.0)	0	(0.0)	1,040	(3.8)
9	505	(56.4)	391	(43.6)	0	(0.0)	0	(0.0)	896	(3.3)
10	517	(55.6)	413	(44.4)	0	(0.0)	0	(0.0)	930	(3.4)
11	455	(56.1)	356	(43.9)	0	(0.0)	0	(0.0)	811	(3.0)
Total	16,003	(58.4)	11,378	(41.5)	2	(0.0)	1	(0.0)	27,384	(100.0)

FIGURE 2 ADMISSIONS BY AGE (<1 YEAR) AND SEX, 2014 - 2016

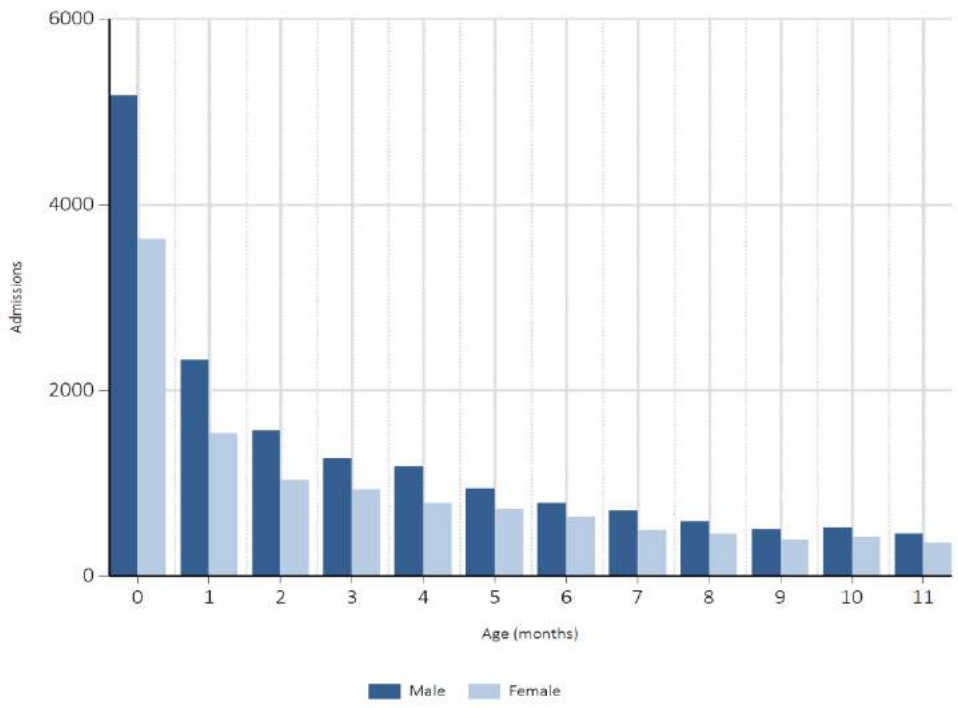

TABLE 3 ADMISSIONS BY AGE, BY HEALTH ORGANISATION, 2014 - 2016

Year / Organisation	AGE GROUP (YEARS) <1		1-4		5-10		11-15		Total	
	n	(%)	n	(%)	n	(%)	n	(%)	n	(%)
2014										
A	197	(30.4)	194	(30.0)	125	(19.3)	131	(20.2)	**647**	**(3.3)**
B	117	(44.2)	97	(36.6)	32	(12.1)	19	(7.2)	**265**	**(1.3)**
C	113	(38.2)	88	(29.7)	46	(15.5)	49	(16.6)	**296**	**(1.5)**
D	269	(35.7)	213	(28.2)	157	(20.8)	115	(15.3)	**754**	**(3.8)**
E1	502	(53.5)	200	(21.3)	142	(15.1)	95	(10.1)	**939**	**(4.7)**
E2	417	(52.7)	213	(26.9)	91	(11.5)	71	(9.0)	**792**	**(4.0)**
F	658	(52.3)	332	(26.4)	140	(11.1)	128	(10.2)	**1,258**	**(6.4)**
G	1	(8.3)	4	(33.3)	2	(16.7)	5	(41.7)	**12**	**(0.1)**
H	177	(33.0)	152	(28.3)	110	(20.5)	98	(18.2)	**537**	**(2.7)**
I	402	(50.4)	187	(23.4)	121	(15.2)	88	(11.0)	**798**	**(4.0)**
K2	170	(59.2)	70	(24.4)	31	(10.8)	16	(5.6)	**287**	**(1.5)**
K3	255	(44.8)	156	(27.4)	80	(14.1)	78	(13.7)	**569**	**(2.9)**
L	123	(40.6)	80	(26.4)	51	(16.8)	49	(16.2)	**303**	**(1.5)**
M	130	(32.2)	126	(31.2)	62	(15.3)	86	(21.3)	**404**	**(2.0)**
N	211	(29.1)	276	(38.0)	110	(15.2)	129	(17.8)	**726**	**(3.7)**
O	441	(64.5)	145	(21.2)	47	(6.9)	51	(7.5)	**684**	**(3.5)**
P	601	(59.3)	215	(21.2)	110	(10.9)	87	(8.6)	**1,013**	**(5.1)**
Q	225	(43.5)	144	(27.9)	86	(16.6)	62	(12.0)	**517**	**(2.6)**
R	496	(55.5)	200	(22.4)	97	(10.9)	100	(11.2)	**893**	**(4.5)**
S	45	(34.1)	24	(18.2)	29	(22.0)	34	(25.8)	**132**	**(0.7)**
T	154	(32.4)	165	(34.7)	80	(16.8)	76	(16.0)	**475**	**(2.4)**
U	124	(38.2)	95	(29.2)	59	(18.2)	47	(14.5)	**325**	**(1.6)**
V	642	(47.7)	348	(25.9)	213	(15.8)	142	(10.6)	**1,345**	**(6.8)**
W	343	(49.7)	179	(25.9)	108	(15.7)	60	(8.7)	**690**	**(3.5)**
X	437	(54.3)	207	(25.7)	86	(10.7)	75	(9.3)	**805**	**(4.1)**
Y	133	(35.1)	100	(26.4)	63	(16.6)	83	(21.9)	**379**	**(1.9)**
Z	150	(34.7)	144	(33.3)	73	(16.9)	65	(15.0)	**432**	**(2.2)**
ZA	415	(38.5)	350	(32.4)	195	(18.1)	119	(11.0)	**1,079**	**(5.5)**
ZB	202	(39.8)	133	(26.2)	99	(19.5)	73	(14.4)	**507**	**(2.6)**
ZC	635	(62.3)	203	(19.9)	87	(8.5)	95	(9.3)	**1,020**	**(5.2)**
ZD	221	(46.7)	119	(25.2)	78	(16.5)	55	(11.6)	**473**	**(2.4)**
ZE	94	(31.2)	93	(30.9)	63	(20.9)	51	(16.9)	**301**	**(1.5)**
ZF	24	(19.7)	34	(27.9)	34	(27.9)	30	(24.6)	**122**	**(0.6)**
Total	**9,124**	**(46.1)**	**5,286**	**(26.7)**	**2,907**	**(14.7)**	**2,462**	**(12.4)**	**19,779**	**(100.0)**
2015										
A	182	(29.6)	194	(31.5)	113	(18.4)	126	(20.5)	**615**	**(3.1)**
C	160	(34.3)	133	(28.5)	77	(16.5)	96	(20.6)	**466**	**(2.3)**
D	215	(33.4)	216	(33.6)	108	(16.8)	104	(16.2)	**643**	**(3.2)**
E1	539	(54.1)	222	(22.3)	149	(14.9)	87	(8.7)	**997**	**(5.0)**
E2	466	(57.1)	202	(24.8)	87	(10.7)	61	(7.5)	**816**	**(4.1)**
F	558	(46.9)	349	(29.3)	157	(13.2)	126	(10.6)	**1,190**	**(6.0)**
G	6	(27.3)	4	(18.2)	2	(9.1)	10	(45.5)	**22**	**(0.1)**
H	156	(28.8)	160	(29.6)	114	(21.1)	111	(20.5)	**541**	**(2.7)**
I	396	(49.9)	165	(20.8)	138	(17.4)	94	(11.9)	**793**	**(4.0)**
K2	155	(60.3)	53	(20.6)	23	(8.9)	26	(10.1)	**257**	**(1.3)**
K3	287	(48.0)	149	(24.9)	87	(14.5)	75	(12.5)	**598**	**(3.0)**
L	142	(44.0)	84	(26.0)	51	(15.8)	46	(14.2)	**323**	**(1.6)**
M	212	(30.9)	214	(31.2)	113	(16.5)	147	(21.4)	**686**	**(3.4)**
N	238	(28.8)	313	(37.9)	139	(16.8)	136	(16.5)	**826**	**(4.1)**
O	410	(61.3)	133	(19.9)	69	(10.3)	57	(8.5)	**669**	**(3.3)**
P	588	(60.9)	208	(21.5)	95	(9.8)	75	(7.8)	**966**	**(4.8)**
Q	201	(42.2)	137	(28.8)	79	(16.6)	59	(12.4)	**476**	**(2.4)**
R	462	(48.3)	258	(27.0)	130	(13.6)	106	(11.1)	**956**	**(4.8)**
S	46	(37.4)	29	(23.6)	19	(15.4)	29	(23.6)	**123**	**(0.6)**
T	198	(31.0)	196	(30.7)	118	(18.5)	127	(19.9)	**639**	**(3.2)**
U	121	(38.2)	110	(34.7)	56	(17.7)	30	(9.5)	**317**	**(1.6)**
V	662	(49.3)	324	(24.1)	207	(15.4)	150	(11.2)	**1,343**	**(6.7)**
W	365	(48.0)	190	(25.0)	112	(14.7)	94	(12.4)	**761**	**(3.8)**
X	501	(55.7)	205	(22.8)	127	(14.1)	66	(7.3)	**899**	**(4.5)**
Y	108	(28.3)	126	(33.1)	84	(22.0)	63	(16.5)	**381**	**(1.9)**
Z	154	(34.9)	150	(34.0)	77	(17.5)	60	(13.6)	**441**	**(2.2)**
ZA	399	(42.4)	289	(30.7)	160	(17.0)	93	(9.9)	**941**	**(4.7)**
ZB	264	(41.9)	170	(27.0)	120	(19.0)	76	(12.1)	**630**	**(3.2)**
ZC	550	(58.4)	189	(20.1)	120	(12.7)	83	(8.8)	**942**	**(4.7)**
ZD	217	(47.6)	120	(26.3)	73	(16.0)	46	(10.1)	**456**	**(2.3)**
ZE	47	(23.6)	64	(32.2)	39	(19.6)	49	(24.6)	**199**	**(1.0)**
ZF	17	(23.9)	19	(26.8)	17	(23.9)	18	(25.4)	**71**	**(0.4)**
Total	**9,022**	**(45.1)**	**5,375**	**(26.9)**	**3,060**	**(15.3)**	**2,526**	**(12.6)**	**19,983**	**(100.0)**
2016										
A	156	(24.6)	209	(32.9)	139	(21.9)	131	(20.6)	**635**	**(3.1)**
C	196	(37.0)	151	(28.5)	96	(18.1)	87	(16.4)	**530**	**(2.6)**
D	257	(35.1)	217	(29.6)	138	(18.9)	120	(16.4)	**732**	**(3.6)**
E1	534	(53.9)	230	(23.2)	124	(12.5)	103	(10.4)	**991**	**(4.9)**
E2	485	(56.7)	210	(24.5)	83	(9.7)	78	(9.1)	**856**	**(4.2)**
F	591	(51.2)	290	(25.1)	146	(12.7)	127	(11.0)	**1,154**	**(5.7)**
G	3	(23.1)	5	(38.5)	3	(23.1)	2	(15.4)	**13**	**(0.1)**
H	195	(33.9)	192	(33.3)	113	(19.6)	76	(13.2)	**576**	**(2.8)**
I	356	(47.5)	191	(25.5)	104	(13.9)	98	(13.1)	**749**	**(3.7)**
K2	168	(54.0)	77	(24.8)	39	(12.5)	27	(8.7)	**311**	**(1.5)**
K3	281	(45.0)	164	(26.3)	84	(13.5)	95	(15.2)	**624**	**(3.1)**
L	116	(43.6)	65	(24.4)	44	(16.5)	41	(15.4)	**266**	**(1.3)**
M	234	(37.0)	184	(29.1)	92	(14.5)	123	(19.4)	**633**	**(3.1)**
N	221	(26.2)	319	(37.8)	158	(18.7)	147	(17.4)	**845**	**(4.2)**
O	415	(63.7)	118	(18.1)	60	(9.2)	59	(9.0)	**652**	**(3.2)**
P	607	(64.4)	176	(18.7)	86	(9.1)	73	(7.7)	**942**	**(4.6)**
Q	260	(36.1)	194	(26.9)	142	(19.7)	125	(17.3)	**721**	**(3.5)**
R	494	(56.0)	191	(21.7)	108	(12.2)	89	(10.1)	**882**	**(4.3)**
S	54	(33.1)	46	(28.2)	24	(14.7)	39	(23.9)	**163**	**(0.8)**
T	150	(25.0)	214	(35.7)	118	(19.7)	118	(19.7)	**600**	**(3.0)**
U	112	(34.0)	109	(33.1)	60	(18.2)	48	(14.6)	**329**	**(1.6)**
V	715	(50.7)	341	(24.2)	204	(14.5)	149	(10.6)	**1,409**	**(6.9)**
W	340	(48.8)	178	(25.5)	109	(15.6)	70	(10.0)	**697**	**(3.4)**
X	489	(57.4)	176	(20.7)	106	(12.4)	81	(9.5)	**852**	**(4.2)**
Y	171	(33.2)	179	(34.8)	80	(15.5)	85	(16.5)	**515**	**(2.5)**
Z	123	(32.0)	127	(33.1)	68	(17.7)	66	(17.2)	**384**	**(1.9)**
ZA	377	(38.8)	313	(32.2)	146	(15.0)	136	(14.0)	**972**	**(4.8)**
ZB	264	(47.4)	141	(25.3)	93	(16.7)	59	(10.6)	**557**	**(2.7)**
ZC	602	(58.4)	208	(20.2)	117	(11.3)	104	(10.1)	**1,031**	**(5.1)**
ZD	184	(49.7)	101	(27.3)	51	(13.8)	34	(9.2)	**370**	**(1.8)**
ZE	67	(27.7)	54	(22.3)	49	(20.2)	72	(29.8)	**242**	**(1.2)**
ZF	21	(24.1)	27	(31.0)	22	(25.3)	17	(19.5)	**87**	**(0.4)**
Total	**9,238**	**(45.5)**	**5,397**	**(26.6)**	**3,006**	**(14.8)**	**2,679**	**(13.2)**	**20,320**	**(100.0)**
Grand Total	**27,384**	**(45.6)**	**16,058**	**(26.7)**	**8,973**	**(14.9)**	**7,667**	**(12.8)**	**60,082**	**(100.0)**

Children with unknown age are excluded from this table

TABLE 4 ADMISSIONS BY AGE (<1 YEAR) BY HEALTH ORGANISATION, 2014 - 2016

Year / Organisation	AGE GROUP (MONTHS) <1		1-2		3-5		6-11		Total	
	n	(%)	n	(%)	n	(%)	n	(%)	n	(%)
2014										
A	49	(24.9)	50	(25.4)	51	(25.9)	47	(23.9)	**197**	**(2.2)**
B	8	(6.8)	31	(26.5)	30	(25.6)	48	(41.0)	**117**	**(1.3)**
C	32	(28.3)	36	(31.9)	22	(19.5)	23	(20.4)	**113**	**(1.2)**
D	62	(23.0)	69	(25.7)	56	(20.8)	82	(30.5)	**269**	**(2.9)**
E1	217	(43.2)	123	(24.5)	88	(17.5)	74	(14.7)	**502**	**(5.5)**
E2	141	(33.8)	62	(14.9)	117	(28.1)	97	(23.3)	**417**	**(4.6)**
F	240	(36.5)	139	(21.1)	144	(21.9)	135	(20.5)	**658**	**(7.2)**
G	0	(0.0)	1	(100.0)	0	(0.0)	0	(0.0)	**1**	**(0.0)**
H	35	(19.8)	50	(28.2)	40	(22.6)	52	(29.4)	**177**	**(1.9)**
I	114	(28.4)	92	(22.9)	93	(23.1)	103	(25.6)	**402**	**(4.4)**
K2	60	(35.3)	39	(22.9)	43	(25.3)	28	(16.5)	**170**	**(1.9)**
K3	88	(34.5)	69	(27.1)	62	(24.3)	36	(14.1)	**255**	**(2.8)**
L	30	(24.4)	52	(42.3)	24	(19.5)	17	(13.8)	**123**	**(1.3)**
M	22	(16.9)	44	(33.8)	25	(19.2)	39	(30.0)	**130**	**(1.4)**
N	42	(19.9)	64	(30.3)	43	(20.4)	62	(29.4)	**211**	**(2.3)**
O	188	(42.6)	70	(15.9)	87	(19.7)	96	(21.8)	**441**	**(4.8)**
P	225	(37.4)	147	(24.5)	124	(20.6)	105	(17.5)	**601**	**(6.6)**
Q	60	(26.7)	68	(30.2)	35	(15.6)	62	(27.6)	**225**	**(2.5)**
R	218	(44.0)	106	(21.4)	87	(17.5)	85	(17.1)	**496**	**(5.4)**
S	14	(31.1)	15	(33.3)	5	(11.1)	11	(24.4)	**45**	**(0.5)**
T	27	(17.5)	61	(39.6)	35	(22.7)	31	(20.1)	**154**	**(1.7)**
U	35	(28.2)	31	(25.0)	22	(17.7)	36	(29.0)	**124**	**(1.4)**
V	270	(42.1)	138	(21.5)	108	(16.8)	126	(19.6)	**642**	**(7.0)**
W	114	(33.2)	77	(22.4)	83	(24.2)	69	(20.1)	**343**	**(3.8)**
X	162	(37.1)	115	(26.3)	72	(16.5)	88	(20.1)	**437**	**(4.8)**
Y	45	(33.8)	32	(24.1)	25	(18.8)	31	(23.3)	**133**	**(1.5)**
Z	41	(27.3)	40	(26.7)	28	(18.7)	41	(27.3)	**150**	**(1.6)**
ZA	91	(21.9)	75	(18.1)	101	(24.3)	148	(35.7)	**415**	**(4.5)**
ZB	80	(39.6)	51	(25.2)	32	(15.8)	39	(19.3)	**202**	**(2.2)**
ZC	274	(43.1)	139	(21.9)	126	(19.8)	96	(15.1)	**635**	**(7.0)**
ZD	99	(44.8)	64	(29.0)	29	(13.1)	29	(13.1)	**221**	**(2.4)**
ZE	8	(8.5)	19	(20.2)	26	(27.7)	41	(43.6)	**94**	**(1.0)**
ZF	4	(16.7)	6	(25.0)	7	(29.2)	7	(29.2)	**24**	**(0.3)**
Total	**3,095**	**(33.9)**	**2,175**	**(23.8)**	**1,870**	**(20.5)**	**1,984**	**(21.7)**	**9,124**	**(100.0)**
2015										
A	43	(23.6)	50	(27.5)	38	(20.9)	51	(28.0)	**182**	**(2.0)**
C	37	(23.1)	43	(26.9)	47	(29.4)	33	(20.6)	**160**	**(1.8)**
D	28	(13.0)	66	(30.7)	50	(23.3)	71	(33.0)	**215**	**(2.4)**
E1	241	(44.7)	104	(19.3)	93	(17.3)	101	(18.7)	**539**	**(6.0)**
E2	167	(35.8)	71	(15.2)	112	(24.0)	116	(24.9)	**466**	**(5.2)**
F	164	(29.4)	120	(21.5)	119	(21.3)	155	(27.8)	**558**	**(6.2)**
G	1	(16.7)	1	(16.7)	1	(16.7)	3	(50.0)	**6**	**(0.1)**
H	27	(17.3)	43	(27.6)	31	(19.9)	55	(35.3)	**156**	**(1.7)**
I	105	(26.5)	83	(21.0)	111	(28.0)	97	(24.5)	**396**	**(4.4)**
K2	54	(34.8)	36	(23.2)	36	(23.2)	29	(18.7)	**155**	**(1.7)**
K3	98	(34.1)	65	(22.6)	68	(23.7)	56	(19.5)	**287**	**(3.2)**
L	31	(21.8)	51	(35.9)	35	(24.6)	25	(17.6)	**142**	**(1.6)**
M	40	(18.9)	65	(30.7)	55	(25.9)	52	(24.5)	**212**	**(2.3)**
N	38	(16.0)	86	(36.1)	46	(19.3)	68	(28.6)	**238**	**(2.6)**
O	186	(45.4)	64	(15.6)	67	(16.3)	93	(22.7)	**410**	**(4.5)**
P	229	(38.9)	126	(21.4)	129	(21.9)	104	(17.7)	**588**	**(6.5)**
Q	40	(19.9)	63	(31.3)	47	(23.4)	51	(25.4)	**201**	**(2.2)**
R	180	(39.0)	86	(18.6)	100	(21.6)	96	(20.8)	**462**	**(5.1)**
S	11	(23.9)	20	(43.5)	10	(21.7)	5	(10.9)	**46**	**(0.5)**
T	25	(12.6)	46	(23.2)	53	(26.8)	74	(37.4)	**198**	**(2.2)**
U	25	(20.7)	36	(29.8)	17	(14.0)	43	(35.5)	**121**	**(1.3)**
V	250	(37.8)	127	(19.2)	152	(23.0)	133	(20.1)	**662**	**(7.3)**
W	109	(29.9)	88	(24.1)	87	(23.8)	81	(22.2)	**365**	**(4.0)**
X	183	(36.5)	119	(23.8)	83	(16.6)	116	(23.2)	**501**	**(5.6)**
Y	42	(38.9)	25	(23.1)	19	(17.6)	22	(20.4)	**108**	**(1.2)**
Z	21	(13.6)	39	(25.3)	37	(24.0)	57	(37.0)	**154**	**(1.7)**
ZA	84	(21.1)	89	(22.3)	101	(25.3)	125	(31.3)	**399**	**(4.4)**
ZB	88	(33.3)	78	(29.5)	47	(17.8)	51	(19.3)	**264**	**(2.9)**
ZC	210	(38.2)	103	(18.7)	140	(25.5)	97	(17.6)	**550**	**(6.1)**
ZD	98	(45.2)	59	(27.2)	31	(14.3)	29	(13.4)	**217**	**(2.4)**
ZE	2	(4.3)	14	(29.8)	13	(27.7)	18	(38.3)	**47**	**(0.5)**
ZF	2	(11.8)	2	(11.8)	3	(17.6)	10	(58.8)	**17**	**(0.2)**
Total	**2,859**	**(31.7)**	**2,068**	**(22.9)**	**1,978**	**(21.9)**	**2,117**	**(23.5)**	**9,022**	**(100.0)**
2016										
A	22	(14.1)	44	(28.2)	27	(17.3)	63	(40.4)	**156**	**(1.7)**
C	34	(17.3)	56	(28.6)	50	(25.5)	56	(28.6)	**196**	**(2.1)**
D	49	(19.1)	73	(28.4)	57	(22.2)	78	(30.4)	**257**	**(2.8)**
E1	215	(40.3)	123	(23.0)	83	(15.5)	113	(21.2)	**534**	**(5.8)**
E2	135	(27.8)	91	(18.8)	128	(26.4)	131	(27.0)	**485**	**(5.3)**
F	166	(28.1)	129	(21.8)	166	(28.1)	130	(22.0)	**591**	**(6.4)**
G	1	(33.3)	1	(33.3)	0	(0.0)	1	(33.3)	**3**	**(0.0)**
H	40	(20.5)	47	(24.1)	36	(18.5)	72	(36.9)	**195**	**(2.1)**
I	88	(24.7)	71	(19.9)	101	(28.4)	96	(27.0)	**356**	**(3.9)**
K2	65	(38.7)	29	(17.3)	39	(23.2)	35	(20.8)	**168**	**(1.8)**
K3	107	(38.1)	76	(27.0)	42	(14.9)	56	(19.9)	**281**	**(3.0)**
L	26	(22.4)	40	(34.5)	22	(19.0)	28	(24.1)	**116**	**(1.3)**
M	45	(19.2)	66	(28.2)	51	(21.8)	72	(30.8)	**234**	**(2.5)**
N	44	(19.9)	61	(27.6)	47	(21.3)	69	(31.2)	**221**	**(2.4)**
O	194	(46.7)	73	(17.6)	80	(19.3)	68	(16.4)	**415**	**(4.5)**
P	238	(39.2)	128	(21.1)	134	(22.1)	107	(17.6)	**607**	**(6.6)**
Q	57	(21.9)	81	(31.2)	62	(23.8)	60	(23.1)	**260**	**(2.8)**
R	163	(33.0)	115	(23.3)	117	(23.7)	99	(20.0)	**494**	**(5.3)**
S	10	(18.5)	21	(38.9)	9	(16.7)	14	(25.9)	**54**	**(0.6)**
T	28	(18.7)	47	(31.3)	41	(27.3)	34	(22.7)	**150**	**(1.6)**
U	18	(16.1)	35	(31.3)	16	(14.3)	43	(38.4)	**112**	**(1.2)**
V	268	(37.5)	159	(22.2)	119	(16.6)	169	(23.6)	**715**	**(7.7)**
W	106	(31.2)	92	(27.1)	81	(23.8)	61	(17.9)	**340**	**(3.7)**
X	173	(35.4)	120	(24.5)	100	(20.4)	96	(19.6)	**489**	**(5.3)**
Y	46	(26.9)	40	(23.4)	34	(19.9)	51	(29.8)	**171**	**(1.9)**
Z	19	(15.4)	30	(24.4)	21	(17.1)	53	(43.1)	**123**	**(1.3)**
ZA	80	(21.2)	79	(21.0)	97	(25.7)	121	(32.1)	**377**	**(4.1)**
ZB	77	(29.2)	81	(30.7)	51	(19.3)	55	(20.8)	**264**	**(2.9)**
ZC	256	(42.5)	139	(23.1)	120	(19.9)	87	(14.5)	**602**	**(6.5)**
ZD	77	(41.8)	59	(32.1)	20	(10.9)	28	(15.2)	**184**	**(2.0)**
ZE	6	(9.0)	11	(16.4)	18	(26.9)	32	(47.8)	**67**	**(0.7)**
ZF	1	(4.8)	4	(19.0)	6	(28.6)	10	(47.6)	**21**	**(0.2)**
Total	**2,854**	**(30.9)**	**2,221**	**(24.0)**	**1,975**	**(21.4)**	**2,188**	**(23.7)**	**9,238**	**(100.0)**
Grand Total	**8,808**	**(32.2)**	**6,464**	**(23.6)**	**5,823**	**(21.3)**	**6,289**	**(23.0)**	**27,384**	**(100.0)**

Children with unknown age are excluded from this table

TABLE 5 ADMISSIONS BY AGE (16+ YEARS) BY HEALTH ORGANISATION, 2014 - 2016

Year / Organisation	AGE GROUP (YEARS) 16		17-20		21-25		26+		Total	
	n	(%)	n	(%)	n	(%)	n	(%)	n	(%)
2014										
A	8	(53.3)	7	(46.7)	0	(0.0)	0	(0.0)	**15**	**(3.1)**
B	15	(75.0)	5	(25.0)	0	(0.0)	0	(0.0)	**20**	**(4.1)**
C	1	(100.0)	0	(0.0)	0	(0.0)	0	(0.0)	**1**	**(0.2)**
D	10	(58.8)	7	(41.2)	0	(0.0)	0	(0.0)	**17**	**(3.5)**
E1	15	(71.4)	6	(28.6)	0	(0.0)	0	(0.0)	**21**	**(4.3)**
E2	13	(68.4)	6	(31.6)	0	(0.0)	0	(0.0)	**19**	**(3.9)**
F	15	(55.6)	12	(44.4)	0	(0.0)	0	(0.0)	**27**	**(5.6)**
H	12	(66.7)	6	(33.3)	0	(0.0)	0	(0.0)	**18**	**(3.7)**
I	5	(71.4)	2	(28.6)	0	(0.0)	0	(0.0)	**7**	**(1.4)**
K2	7	(63.6)	4	(36.4)	0	(0.0)	0	(0.0)	**11**	**(2.3)**
K3	12	(44.4)	15	(55.6)	0	(0.0)	0	(0.0)	**27**	**(5.6)**
L	7	(46.7)	8	(53.3)	0	(0.0)	0	(0.0)	**15**	**(3.1)**
M	6	(37.5)	10	(62.5)	0	(0.0)	0	(0.0)	**16**	**(3.3)**
N	11	(64.7)	6	(35.3)	0	(0.0)	0	(0.0)	**17**	**(3.5)**
O	3	(60.0)	2	(40.0)	0	(0.0)	0	(0.0)	**5**	**(1.0)**
P	7	(43.8)	6	(37.5)	3	(18.8)	0	(0.0)	**16**	**(3.3)**
Q	7	(87.5)	1	(12.5)	0	(0.0)	0	(0.0)	**8**	**(1.7)**
R	20	(54.1)	17	(45.9)	0	(0.0)	0	(0.0)	**37**	**(7.7)**
S	6	(75.0)	2	(25.0)	0	(0.0)	0	(0.0)	**8**	**(1.7)**
T	14	(73.7)	5	(26.3)	0	(0.0)	0	(0.0)	**19**	**(3.9)**
U	2	(50.0)	2	(50.0)	0	(0.0)	0	(0.0)	**4**	**(0.8)**
V	15	(75.0)	5	(25.0)	0	(0.0)	0	(0.0)	**20**	**(4.1)**
W	18	(81.8)	4	(18.2)	0	(0.0)	0	(0.0)	**22**	**(4.6)**
X	3	(42.9)	4	(57.1)	0	(0.0)	0	(0.0)	**7**	**(1.4)**
Y	10	(34.5)	19	(65.5)	0	(0.0)	0	(0.0)	**29**	**(6.0)**
Z	7	(77.8)	2	(22.2)	0	(0.0)	0	(0.0)	**9**	**(1.9)**
ZA	14	(51.9)	11	(40.7)	1	(3.7)	1	(3.7)	**27**	**(5.6)**
ZB	4	(50.0)	4	(50.0)	0	(0.0)	0	(0.0)	**8**	**(1.7)**
ZC	8	(72.7)	3	(27.3)	0	(0.0)	0	(0.0)	**11**	**(2.3)**
ZD	3	(60.0)	2	(40.0)	0	(0.0)	0	(0.0)	**5**	**(1.0)**
ZE	8	(50.0)	7	(43.8)	1	(6.3)	0	(0.0)	**16**	**(3.3)**
ZF	0	(0.0)	1	(100.0)	0	(0.0)	0	(0.0)	**1**	**(0.2)**
Total	**286**	**(59.2)**	**191**	**(39.5)**	**5**	**(1.0)**	**1**	**(0.2)**	**483**	**(100.0)**
2015										
A	15	(71.4)	6	(28.6)	0	(0.0)	0	(0.0)	**21**	**(4.5)**
C	5	(71.4)	2	(28.6)	0	(0.0)	0	(0.0)	**7**	**(1.5)**
D	12	(57.1)	9	(42.9)	0	(0.0)	0	(0.0)	**21**	**(4.5)**
E1	6	(35.3)	11	(64.7)	0	(0.0)	0	(0.0)	**17**	**(3.6)**
E2	10	(58.8)	7	(41.2)	0	(0.0)	0	(0.0)	**17**	**(3.6)**
F	13	(54.2)	10	(41.7)	1	(4.2)	0	(0.0)	**24**	**(5.1)**
G	1	(100.0)	0	(0.0)	0	(0.0)	0	(0.0)	**1**	**(0.2)**
H	11	(68.8)	5	(31.3)	0	(0.0)	0	(0.0)	**16**	**(3.4)**
I	3	(75.0)	1	(25.0)	0	(0.0)	0	(0.0)	**4**	**(0.9)**
K2	1	(25.0)	3	(75.0)	0	(0.0)	0	(0.0)	**4**	**(0.9)**
K3	9	(52.9)	8	(47.1)	0	(0.0)	0	(0.0)	**17**	**(3.6)**
L	11	(44.0)	14	(56.0)	0	(0.0)	0	(0.0)	**25**	**(5.3)**
M	26	(60.5)	17	(39.5)	0	(0.0)	0	(0.0)	**43**	**(9.2)**
N	15	(75.0)	5	(25.0)	0	(0.0)	0	(0.0)	**20**	**(4.3)**
P	5	(35.7)	9	(64.3)	0	(0.0)	0	(0.0)	**14**	**(3.0)**
Q	9	(75.0)	3	(25.0)	0	(0.0)	0	(0.0)	**12**	**(2.6)**
R	16	(61.5)	10	(38.5)	0	(0.0)	0	(0.0)	**26**	**(5.5)**
S	8	(53.3)	7	(46.7)	0	(0.0)	0	(0.0)	**15**	**(3.2)**
T	19	(86.4)	3	(13.6)	0	(0.0)	0	(0.0)	**22**	**(4.7)**
U	5	(62.5)	3	(37.5)	0	(0.0)	0	(0.0)	**8**	**(1.7)**
V	19	(73.1)	7	(26.9)	0	(0.0)	0	(0.0)	**26**	**(5.5)**
W	7	(77.8)	2	(22.2)	0	(0.0)	0	(0.0)	**9**	**(1.9)**
X	10	(62.5)	6	(37.5)	0	(0.0)	0	(0.0)	**16**	**(3.4)**
Y	4	(22.2)	12	(66.7)	2	(11.1)	0	(0.0)	**18**	**(3.8)**
Z	4	(57.1)	3	(42.9)	0	(0.0)	0	(0.0)	**7**	**(1.5)**
ZA	19	(79.2)	5	(20.8)	0	(0.0)	0	(0.0)	**24**	**(5.1)**
ZB	3	(50.0)	3	(50.0)	0	(0.0)	0	(0.0)	**6**	**(1.3)**
ZC	11	(68.8)	5	(31.3)	0	(0.0)	0	(0.0)	**16**	**(3.4)**
ZD	2	(66.7)	1	(33.3)	0	(0.0)	0	(0.0)	**3**	**(0.6)**
ZE	3	(42.9)	3	(42.9)	1	(14.3)	0	(0.0)	**7**	**(1.5)**
ZF	2	(66.7)	0	(0.0)	1	(33.3)	0	(0.0)	**3**	**(0.6)**
Total	**284**	**(60.6)**	**180**	**(38.4)**	**5**	**(1.1)**	**0**	**(0.0)**	**469**	**(100.0)**
2016										
A	6	(75.0)	2	(25.0)	0	(0.0)	0	(0.0)	**8**	**(1.8)**
C	4	(80.0)	1	(20.0)	0	(0.0)	0	(0.0)	**5**	**(1.2)**
D	13	(81.3)	3	(18.8)	0	(0.0)	0	(0.0)	**16**	**(3.7)**
E1	14	(66.7)	7	(33.3)	0	(0.0)	0	(0.0)	**21**	**(4.8)**
E2	6	(46.2)	7	(53.8)	0	(0.0)	0	(0.0)	**13**	**(3.0)**
F	11	(73.3)	3	(20.0)	1	(6.7)	0	(0.0)	**15**	**(3.5)**
H	10	(83.3)	2	(16.7)	0	(0.0)	0	(0.0)	**12**	**(2.8)**
I	1	(100.0)	0	(0.0)	0	(0.0)	0	(0.0)	**1**	**(0.2)**
K2	4	(80.0)	1	(20.0)	0	(0.0)	0	(0.0)	**5**	**(1.2)**
K3	5	(31.3)	11	(68.8)	0	(0.0)	0	(0.0)	**16**	**(3.7)**
L	10	(52.6)	9	(47.4)	0	(0.0)	0	(0.0)	**19**	**(4.4)**
M	21	(46.7)	24	(53.3)	0	(0.0)	0	(0.0)	**45**	**(10.4)**
N	6	(85.7)	1	(14.3)	0	(0.0)	0	(0.0)	**7**	**(1.6)**
O	1	(33.3)	2	(66.7)	0	(0.0)	0	(0.0)	**3**	**(0.7)**
P	4	(28.6)	10	(71.4)	0	(0.0)	0	(0.0)	**14**	**(3.2)**
Q	10	(43.5)	13	(56.5)	0	(0.0)	0	(0.0)	**23**	**(5.3)**
R	15	(68.2)	6	(27.3)	1	(4.5)	0	(0.0)	**22**	**(5.1)**
S	9	(75.0)	3	(25.0)	0	(0.0)	0	(0.0)	**12**	**(2.8)**
T	14	(56.0)	11	(44.0)	0	(0.0)	0	(0.0)	**25**	**(5.8)**
U	4	(57.1)	3	(42.9)	0	(0.0)	0	(0.0)	**7**	**(1.6)**
V	8	(44.4)	10	(55.6)	0	(0.0)	0	(0.0)	**18**	**(4.1)**
W	8	(72.7)	3	(27.3)	0	(0.0)	0	(0.0)	**11**	**(2.5)**
X	15	(78.9)	4	(21.1)	0	(0.0)	0	(0.0)	**19**	**(4.4)**
Y	4	(36.4)	7	(63.6)	0	(0.0)	0	(0.0)	**11**	**(2.5)**
Z	1	(25.0)	3	(75.0)	0	(0.0)	0	(0.0)	**4**	**(0.9)**
ZA	18	(58.1)	13	(41.9)	0	(0.0)	0	(0.0)	**31**	**(7.1)**
ZB	1	(25.0)	3	(75.0)	0	(0.0)	0	(0.0)	**4**	**(0.9)**
ZC	6	(60.0)	4	(40.0)	0	(0.0)	0	(0.0)	**10**	**(2.3)**
ZD	4	(50.0)	4	(50.0)	0	(0.0)	0	(0.0)	**8**	**(1.8)**
ZE	7	(36.8)	12	(63.2)	0	(0.0)	0	(0.0)	**19**	**(4.4)**
ZF	2	(20.0)	8	(80.0)	0	(0.0)	0	(0.0)	**10**	**(2.3)**
Total	**242**	**(55.8)**	**190**	**(43.8)**	**2**	**(0.5)**	**0**	**(0.0)**	**434**	**(100.0)**
Grand Total	**812**	**(58.6)**	**561**	**(40.5)**	**12**	**(0.9)**	**1**	**(0.1)**	**1,386**	**(100.0)**

Children with unknown age are excluded from this table

TABLE 6 ADMISSIONS BY MONTH AND AGE, 2014 - 2016

Year / Month	AGE GROUP (YEARS) <1		1-4		5-10		11-15		Total	
	n	(%)	n	(%)	n	(%)	n	(%)	n	(%)
2014										
1	926	(51.7)	440	(24.6)	216	(12.1)	210	(11.7)	**1,792**	**(9.1)**
2	751	(45.3)	480	(28.9)	222	(13.4)	206	(12.4)	**1,659**	**(8.4)**
3	774	(46.0)	462	(27.5)	247	(14.7)	200	(11.9)	**1,683**	**(8.5)**
4	719	(44.4)	460	(28.4)	240	(14.8)	201	(12.4)	**1,620**	**(8.2)**
5	719	(45.7)	408	(25.9)	242	(15.4)	206	(13.1)	**1,575**	**(8.0)**
6	683	(42.6)	409	(25.5)	269	(16.8)	241	(15.0)	**1,602**	**(8.1)**
7	718	(43.0)	455	(27.3)	265	(15.9)	230	(13.8)	**1,668**	**(8.4)**
8	600	(42.4)	368	(26.0)	247	(17.5)	199	(14.1)	**1,414**	**(7.1)**
9	651	(42.5)	432	(28.2)	257	(16.8)	190	(12.4)	**1,530**	**(7.7)**
10	757	(44.7)	466	(27.5)	244	(14.4)	228	(13.5)	**1,695**	**(8.6)**
11	806	(47.6)	455	(26.8)	253	(14.9)	181	(10.7)	**1,695**	**(8.6)**
12	1,020	(55.3)	451	(24.4)	205	(11.1)	170	(9.2)	**1,846**	**(9.3)**
Total	**9,124**	**(46.1)**	**5,286**	**(26.7)**	**2,907**	**(14.7)**	**2,462**	**(12.4)**	**19,779**	**(100.0)**
2015										
1	792	(47.4)	453	(27.1)	217	(13.0)	208	(12.5)	**1,670**	**(8.4)**
2	690	(43.4)	465	(29.3)	232	(14.6)	202	(12.7)	**1,589**	**(8.0)**
3	773	(42.9)	505	(28.0)	305	(16.9)	220	(12.2)	**1,803**	**(9.0)**
4	753	(45.3)	430	(25.8)	266	(16.0)	215	(12.9)	**1,664**	**(8.3)**
5	676	(41.8)	474	(29.3)	265	(16.4)	201	(12.4)	**1,616**	**(8.1)**
6	644	(40.8)	422	(26.7)	279	(17.7)	235	(14.9)	**1,580**	**(7.9)**
7	708	(43.5)	414	(25.5)	250	(15.4)	254	(15.6)	**1,626**	**(8.1)**
8	629	(42.7)	396	(26.9)	250	(17.0)	197	(13.4)	**1,472**	**(7.4)**
9	686	(43.3)	445	(28.1)	237	(15.0)	215	(13.6)	**1,583**	**(7.9)**
10	731	(43.3)	484	(28.6)	261	(15.4)	214	(12.7)	**1,690**	**(8.5)**
11	912	(50.0)	427	(23.4)	286	(15.7)	200	(11.0)	**1,825**	**(9.1)**
12	1,028	(55.1)	460	(24.7)	212	(11.4)	165	(8.8)	**1,865**	**(9.3)**
Total	**9,022**	**(45.1)**	**5,375**	**(26.9)**	**3,060**	**(15.3)**	**2,526**	**(12.6)**	**19,983**	**(100.0)**
2016										
1	800	(45.1)	471	(26.5)	268	(15.1)	236	(13.3)	**1,775**	**(8.7)**
2	736	(44.4)	473	(28.5)	268	(16.2)	180	(10.9)	**1,657**	**(8.2)**
3	742	(42.0)	523	(29.6)	263	(14.9)	237	(13.4)	**1,765**	**(8.7)**
4	702	(44.3)	427	(26.9)	253	(16.0)	204	(12.9)	**1,586**	**(7.8)**
5	717	(42.5)	463	(27.5)	267	(15.8)	239	(14.2)	**1,686**	**(8.3)**
6	726	(42.9)	470	(27.7)	257	(15.2)	241	(14.2)	**1,694**	**(8.3)**
7	667	(42.6)	417	(26.6)	243	(15.5)	238	(15.2)	**1,565**	**(7.7)**
8	723	(46.1)	399	(25.4)	232	(14.8)	216	(13.8)	**1,570**	**(7.7)**
9	649	(41.1)	442	(28.0)	252	(16.0)	235	(14.9)	**1,578**	**(7.8)**
10	755	(45.3)	427	(25.6)	239	(14.4)	244	(14.7)	**1,665**	**(8.2)**
11	994	(50.4)	491	(24.9)	253	(12.8)	236	(12.0)	**1,974**	**(9.7)**
12	1,027	(56.9)	394	(21.8)	211	(11.7)	173	(9.6)	**1,805**	**(8.9)**
Total	**9,238**	**(45.5)**	**5,397**	**(26.6)**	**3,006**	**(14.8)**	**2,679**	**(13.2)**	**20,320**	**(100.0)**
Grand Total	**27,384**	**(45.6)**	**16,058**	**(26.7)**	**8,973**	**(14.9)**	**7,667**	**(12.8)**	**60,082**	**(100.0)**

Children with unknown age are excluded from this table

FIGURE 6 ADMISSIONS BY MONTH AND AGE, 2014 - 2016

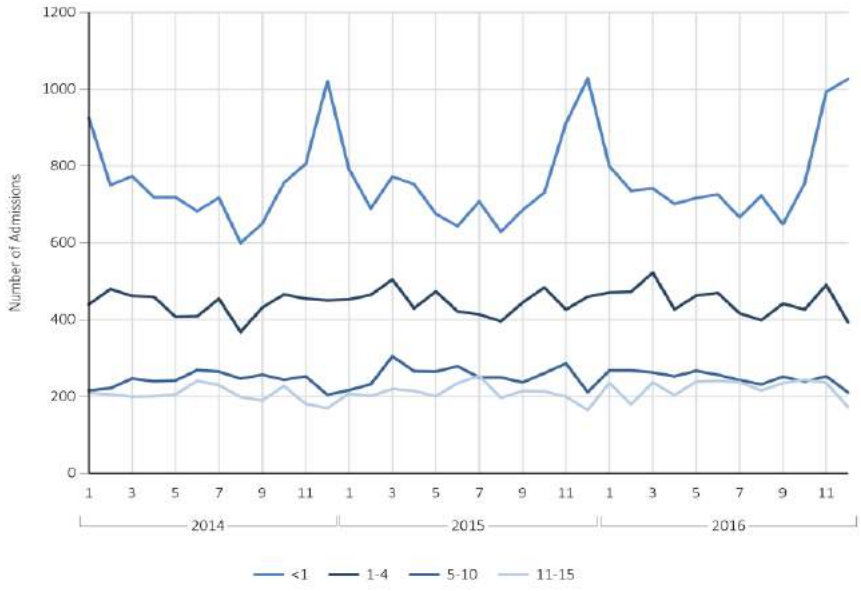

TABLE 7 ADMISSIONS BY MONTH AND PRIMARY DIAGNOSTIC GROUP, 2014 - 2016

Year / Month	DIAGNOSTIC GROUP																													
	Blood / lymphatic		Body wall and cavities		Cardiovascular		Endocrine / metabolic		Gastro - intestinal		Infection		Multisystem		Musculo - skeletal		Neurological		Oncology		Respiratory		Trauma		Other		Unknown		Total	
	n	(%)	n	(%)	n	(%)	n	(%)	n	(%)	n	(%)	n	(%)	n	(%)	n	(%)	n	(%)	n	(%)	n	(%)	n	(%)	n	(%)	n	(%)
2014																														
1	14	(0.8)	33	(1.8)	523	(29.2)	40	(2.2)	92	(5.1)	94	(5.2)	4	(0.2)	77	(4.3)	176	(9.8)	63	(3.5)	550	(30.7)	30	(1.7)	94	(5.2)	2	(0.1)	**1,792**	**(9.1)**
2	16	(1.0)	26	(1.6)	486	(29.3)	41	(2.5)	91	(5.5)	81	(4.9)	2	(0.1)	71	(4.3)	166	(10.0)	51	(3.1)	495	(29.8)	30	(1.8)	101	(6.1)	2	(0.1)	**1,659**	**(8.4)**
3	13	(0.8)	31	(1.8)	522	(31.0)	40	(2.4)	96	(5.7)	99	(5.9)	5	(0.3)	86	(5.1)	164	(9.7)	57	(3.4)	449	(26.7)	23	(1.4)	94	(5.6)	4	(0.2)	**1,683**	**(8.5)**
4	23	(1.4)	24	(1.5)	455	(28.1)	50	(3.1)	102	(6.3)	82	(5.1)	5	(0.3)	63	(3.9)	176	(10.9)	58	(3.6)	452	(27.9)	41	(2.5)	87	(5.4)	2	(0.1)	**1,620**	**(8.2)**
5	13	(0.8)	34	(2.2)	448	(28.4)	29	(1.8)	112	(7.1)	91	(5.8)	6	(0.4)	73	(4.6)	196	(12.4)	49	(3.1)	406	(25.8)	32	(2.0)	84	(5.3)	2	(0.1)	**1,575**	**(8.0)**
6	20	(1.2)	36	(2.2)	503	(31.4)	38	(2.4)	98	(6.1)	74	(4.6)	6	(0.4)	85	(5.3)	179	(11.2)	67	(4.2)	342	(21.3)	65	(4.1)	89	(5.6)	0	(0.0)	**1,602**	**(8.1)**
7	17	(1.0)	32	(1.9)	521	(31.2)	46	(2.8)	116	(7.0)	72	(4.3)	4	(0.2)	71	(4.3)	216	(12.9)	72	(4.3)	356	(21.3)	43	(2.6)	102	(6.1)	0	(0.0)	**1,668**	**(8.4)**
8	20	(1.4)	25	(1.8)	480	(33.9)	38	(2.7)	101	(7.1)	64	(4.5)	7	(0.5)	56	(4.0)	174	(12.3)	58	(4.1)	253	(17.9)	49	(3.5)	85	(6.0)	4	(0.3)	**1,414**	**(7.1)**
9	16	(1.0)	32	(2.1)	488	(31.9)	36	(2.4)	110	(7.2)	60	(3.9)	6	(0.4)	68	(4.4)	166	(10.8)	54	(3.5)	356	(23.3)	38	(2.5)	96	(6.3)	4	(0.3)	**1,530**	**(7.7)**
10	19	(1.1)	36	(2.1)	510	(30.1)	38	(2.2)	122	(7.2)	77	(4.5)	1	(0.1)	77	(4.5)	200	(11.8)	52	(3.1)	442	(26.0)	29	(1.7)	93	(5.5)	1	(0.1)	**1,697**	**(8.6)**
11	14	(0.8)	33	(1.9)	438	(25.8)	44	(2.6)	88	(5.2)	93	(5.5)	2	(0.1)	67	(4.0)	155	(9.1)	52	(3.1)	612	(36.1)	20	(1.2)	77	(4.5)	1	(0.1)	**1,696**	**(8.6)**
12	6	(0.3)	14	(0.8)	383	(20.7)	52	(2.8)	61	(3.3)	111	(6.0)	4	(0.2)	29	(1.6)	141	(7.6)	50	(2.7)	903	(48.9)	28	(1.5)	60	(3.3)	4	(0.2)	**1,846**	**(9.3)**
Total	**191**	**(1.0)**	**356**	**(1.8)**	**5,757**	**(29.1)**	**492**	**(2.5)**	**1,189**	**(6.0)**	**998**	**(5.0)**	**52**	**(0.3)**	**823**	**(4.2)**	**2,109**	**(10.7)**	**683**	**(3.5)**	**5,616**	**(28.4)**	**428**	**(2.2)**	**1,062**	**(5.4)**	**26**	**(0.1)**	**19,782**	**(100.0)**
2015																														
1	16	(1.0)	28	(1.7)	467	(28.0)	40	(2.4)	89	(5.3)	111	(6.6)	1	(0.1)	73	(4.4)	162	(9.7)	50	(3.0)	535	(32.0)	22	(1.3)	72	(4.3)	4	(0.2)	**1,670**	**(8.4)**
2	14	(0.9)	25	(1.6)	470	(29.6)	61	(3.8)	85	(5.3)	92	(5.8)	10	(0.6)	64	(4.0)	176	(11.1)	52	(3.3)	440	(27.7)	26	(1.6)	69	(4.3)	5	(0.3)	**1,589**	**(8.0)**
3	14	(0.8)	28	(1.6)	503	(27.9)	60	(3.3)	112	(6.2)	93	(5.2)	2	(0.1)	76	(4.2)	195	(10.8)	66	(3.7)	531	(29.5)	43	(2.4)	75	(4.2)	5	(0.3)	**1,803**	**(9.0)**
4	14	(0.8)	34	(2.0)	497	(29.9)	37	(2.2)	109	(6.6)	101	(6.1)	4	(0.2)	70	(4.2)	167	(10.0)	49	(2.9)	439	(26.4)	46	(2.8)	91	(5.5)	6	(0.4)	**1,664**	**(8.3)**
5	16	(1.0)	19	(1.2)	470	(29.1)	53	(3.3)	115	(7.1)	94	(5.8)	7	(0.4)	67	(4.1)	165	(10.2)	52	(3.2)	431	(26.7)	38	(2.4)	83	(5.1)	6	(0.4)	**1,616**	**(8.1)**
6	8	(0.5)	27	(1.7)	471	(29.8)	49	(3.1)	93	(5.9)	79	(5.0)	4	(0.3)	89	(5.6)	189	(12.0)	60	(3.8)	342	(21.6)	48	(3.0)	115	(7.3)	6	(0.4)	**1,580**	**(7.9)**
7	26	(1.6)	34	(2.1)	493	(30.3)	49	(3.0)	112	(6.9)	59	(3.6)	6	(0.4)	92	(5.7)	211	(13.0)	55	(3.4)	334	(20.5)	54	(3.3)	97	(6.0)	4	(0.2)	**1,626**	**(8.1)**
8	16	(1.1)	30	(2.0)	471	(32.0)	44	(3.0)	104	(7.1)	71	(4.8)	2	(0.1)	70	(4.8)	158	(10.7)	64	(4.3)	305	(20.7)	43	(2.9)	92	(6.2)	3	(0.2)	**1,473**	**(7.4)**
9	20	(1.3)	30	(1.9)	486	(30.7)	55	(3.5)	103	(6.5)	57	(3.6)	5	(0.3)	78	(4.9)	155	(9.8)	63	(4.0)	401	(25.3)	41	(2.6)	87	(5.5)	3	(0.2)	**1,584**	**(7.9)**
10	14	(0.8)	35	(2.1)	474	(28.0)	45	(2.7)	100	(5.9)	62	(3.7)	4	(0.2)	73	(4.3)	231	(13.7)	69	(4.1)	472	(27.9)	29	(1.7)	79	(4.7)	3	(0.2)	**1,690**	**(8.5)**
11	14	(0.8)	35	(1.9)	406	(22.2)	45	(2.5)	90	(4.9)	85	(4.7)	4	(0.2)	75	(4.1)	186	(10.2)	56	(3.1)	688	(37.7)	40	(2.2)	96	(5.3)	5	(0.3)	**1,825**	**(9.1)**
12	12	(0.6)	24	(1.3)	393	(21.1)	50	(2.7)	81	(4.3)	114	(6.1)	4	(0.2)	41	(2.2)	176	(9.4)	42	(2.3)	841	(45.1)	25	(1.3)	55	(2.9)	7	(0.4)	**1,865**	**(9.3)**
Total	**184**	**(0.9)**	**349**	**(1.7)**	**5,601**	**(28.0)**	**588**	**(2.9)**	**1,193**	**(6.0)**	**1,018**	**(5.1)**	**53**	**(0.3)**	**868**	**(4.3)**	**2,171**	**(10.9)**	**678**	**(3.4)**	**5,759**	**(28.8)**	**455**	**(2.3)**	**1,011**	**(5.1)**	**57**	**(0.3)**	**19,985**	**(100.0)**
2016																														
1	9	(0.5)	24	(1.4)	446	(25.1)	48	(2.7)	109	(6.1)	108	(6.1)	3	(0.2)	99	(5.6)	182	(10.3)	53	(3.0)	589	(33.2)	21	(1.2)	80	(4.5)	4	(0.2)	**1,775**	**(8.7)**
2	10	(0.6)	18	(1.1)	470	(28.4)	43	(2.6)	90	(5.4)	126	(7.6)	9	(0.5)	74	(4.5)	180	(10.9)	61	(3.7)	461	(27.8)	23	(1.4)	81	(4.9)	11	(0.7)	**1,657**	**(8.2)**
3	10	(0.6)	26	(1.5)	480	(27.2)	56	(3.2)	107	(6.1)	119	(6.7)	3	(0.2)	82	(4.6)	196	(11.1)	55	(3.1)	520	(29.4)	26	(1.5)	82	(4.6)	4	(0.2)	**1,766**	**(8.7)**
4	16	(1.0)	25	(1.6)	465	(29.3)	44	(2.8)	101	(6.4)	86	(5.4)	5	(0.3)	71	(4.5)	173	(10.9)	54	(3.4)	424	(26.7)	33	(2.1)	83	(5.2)	6	(0.4)	**1,586**	**(7.8)**
5	19	(1.1)	38	(2.3)	442	(26.2)	64	(3.8)	111	(6.6)	86	(5.1)	9	(0.5)	76	(4.5)	200	(11.9)	65	(3.9)	436	(25.9)	42	(2.5)	83	(4.9)	15	(0.9)	**1,686**	**(8.3)**
6	17	(1.0)	29	(1.7)	463	(27.3)	50	(3.0)	96	(5.7)	97	(5.7)	9	(0.5)	88	(5.2)	202	(11.9)	53	(3.1)	446	(26.3)	42	(2.5)	89	(5.3)	13	(0.8)	**1,694**	**(8.3)**
7	17	(1.1)	28	(1.8)	454	(29.0)	59	(3.8)	108	(6.9)	90	(5.8)	6	(0.4)	66	(4.2)	168	(10.7)	52	(3.3)	387	(24.7)	44	(2.8)	82	(5.2)	4	(0.3)	**1,565**	**(7.7)**
8	17	(1.1)	28	(1.8)	514	(32.7)	55	(3.5)	107	(6.8)	67	(4.3)	9	(0.6)	94	(6.0)	150	(9.6)	58	(3.7)	326	(20.8)	49	(3.1)	85	(5.4)	11	(0.7)	**1,570**	**(7.7)**
9	17	(1.1)	31	(2.0)	452	(28.6)	47	(3.0)	115	(7.3)	78	(4.9)	5	(0.3)	73	(4.6)	164	(10.4)	70	(4.4)	416	(26.4)	32	(2.0)	69	(4.4)	9	(0.6)	**1,578**	**(7.8)**
10	24	(1.4)	21	(1.3)	450	(27.0)	65	(3.9)	102	(6.1)	70	(4.2)	4	(0.2)	83	(5.0)	159	(9.5)	48	(2.9)	537	(32.3)	38	(2.3)	61	(3.7)	3	(0.2)	**1,665**	**(8.2)**
11	15	(0.8)	28	(1.4)	512	(25.9)	43	(2.2)	95	(4.8)	81	(4.1)	4	(0.2)	67	(3.4)	182	(9.2)	64	(3.2)	803	(40.7)	19	(1.0)	55	(2.8)	6	(0.3)	**1,974**	**(9.7)**
12	8	(0.4)	24	(1.3)	380	(21.1)	44	(2.4)	82	(4.5)	84	(4.7)	2	(0.1)	29	(1.6)	164	(9.1)	50	(2.8)	851	(47.1)	25	(1.4)	56	(3.1)	6	(0.3)	**1,805**	**(8.9)**
Total	**179**	**(0.9)**	**320**	**(1.6)**	**5,528**	**(27.2)**	**618**	**(3.0)**	**1,223**	**(6.0)**	**1,092**	**(5.4)**	**68**	**(0.3)**	**902**	**(4.4)**	**2,120**	**(10.4)**	**683**	**(3.4)**	**6,196**	**(30.5)**	**394**	**(1.9)**	**906**	**(4.5)**	**92**	**(0.5)**	**20,321**	**(100.0)**
Grand Total	**554**	**(0.9)**	**1,025**	**(1.7)**	**16,886**	**(28.1)**	**1,698**	**(2.8)**	**3,605**	**(6.0)**	**3,108**	**(5.2)**	**173**	**(0.3)**	**2,593**	**(4.3)**	**6,400**	**(10.7)**	**2,044**	**(3.4)**	**17,571**	**(29.2)**	**1,277**	**(2.1)**	**2,979**	**(5.0)**	**175**	**(0.3)**	**60,088**	**(100.0)**

FIGURE 7 ADMISSIONS BY MONTH AND PRIMARY DIAGNOSTIC GROUP, 2014 - 2016

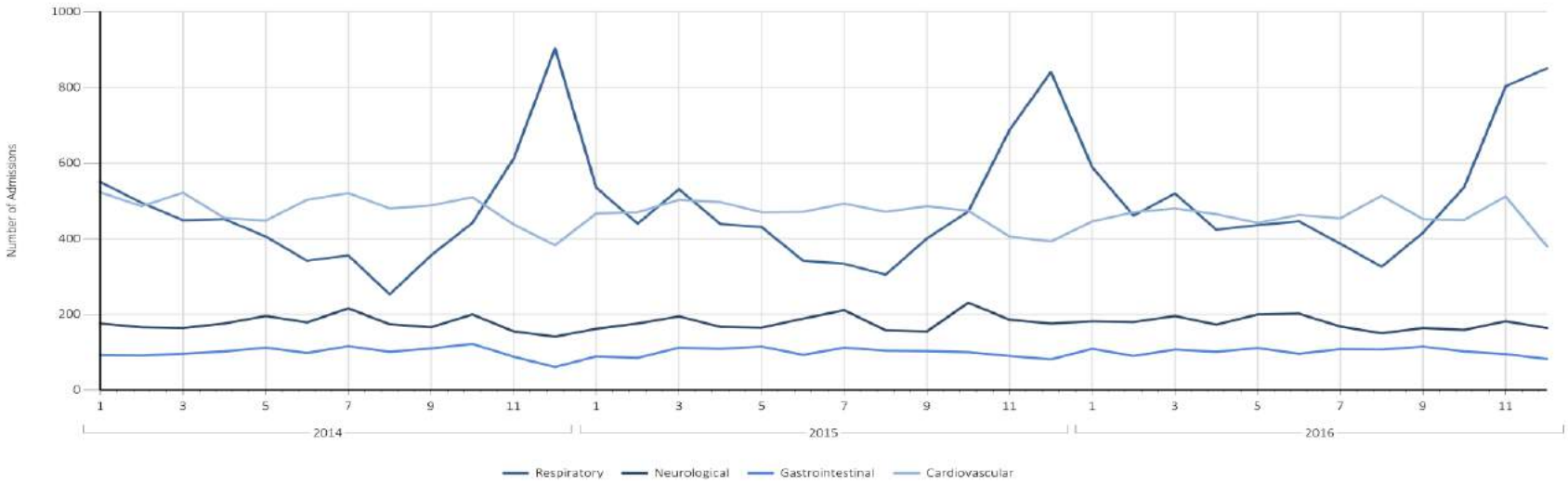

TABLE 8 RESPIRATORY ADMISSIONS BY MONTH AND AGE, 2014 - 2016

Year / Month	AGE GROUP (YEARS) <1		1-4		5-10		11-15		Total	
	n	(%)	n	(%)	n	(%)	n	(%)	n	(%)
2014										
1	329	(59.8)	142	(25.8)	49	(8.9)	30	(5.5)	**550**	**(9.8)**
2	238	(48.1)	154	(31.1)	68	(13.7)	35	(7.1)	**495**	**(8.8)**
3	214	(47.7)	142	(31.6)	65	(14.5)	28	(6.2)	**449**	**(8.0)**
4	226	(50.0)	148	(32.7)	47	(10.4)	31	(6.9)	**452**	**(8.1)**
5	176	(43.3)	128	(31.5)	63	(15.5)	39	(9.6)	**406**	**(7.2)**
6	133	(38.9)	112	(32.7)	57	(16.7)	40	(11.7)	**342**	**(6.1)**
7	154	(43.3)	120	(33.7)	50	(14.0)	32	(9.0)	**356**	**(6.3)**
8	103	(40.7)	87	(34.4)	38	(15.0)	25	(9.9)	**253**	**(4.5)**
9	146	(41.0)	114	(32.0)	64	(18.0)	32	(9.0)	**356**	**(6.3)**
10	177	(40.2)	141	(32.0)	64	(14.5)	58	(13.2)	**440**	**(7.8)**
11	329	(53.8)	170	(27.8)	67	(10.9)	46	(7.5)	**612**	**(10.9)**
12	574	(63.6)	221	(24.5)	61	(6.8)	47	(5.2)	**903**	**(16.1)**
Total	**2,799**	**(49.9)**	**1,679**	**(29.9)**	**693**	**(12.3)**	**443**	**(7.9)**	**5,614**	**(100.0)**
2015										
1	287	(53.6)	164	(30.7)	50	(9.3)	34	(6.4)	**535**	**(9.3)**
2	197	(44.8)	146	(33.2)	62	(14.1)	35	(8.0)	**440**	**(7.6)**
3	242	(45.6)	173	(32.6)	82	(15.4)	34	(6.4)	**531**	**(9.2)**
4	216	(49.2)	132	(30.1)	61	(13.9)	30	(6.8)	**439**	**(7.6)**
5	188	(43.6)	145	(33.6)	69	(16.0)	29	(6.7)	**431**	**(7.5)**
6	154	(45.0)	106	(31.0)	55	(16.1)	27	(7.9)	**342**	**(5.9)**
7	159	(47.6)	95	(28.4)	50	(15.0)	30	(9.0)	**334**	**(5.8)**
8	122	(40.0)	105	(34.4)	52	(17.0)	26	(8.5)	**305**	**(5.3)**
9	160	(39.9)	142	(35.4)	58	(14.5)	41	(10.2)	**401**	**(7.0)**
10	199	(42.2)	185	(39.2)	57	(12.1)	31	(6.6)	**472**	**(8.2)**
11	427	(62.1)	161	(23.4)	69	(10.0)	31	(4.5)	**688**	**(11.9)**
12	550	(65.4)	198	(23.5)	60	(7.1)	33	(3.9)	**841**	**(14.6)**
Total	**2,901**	**(50.4)**	**1,752**	**(30.4)**	**725**	**(12.6)**	**381**	**(6.6)**	**5,759**	**(100.0)**
2016										
1	298	(50.6)	172	(29.2)	70	(11.9)	49	(8.3)	**589**	**(9.5)**
2	210	(45.6)	155	(33.6)	70	(15.2)	26	(5.6)	**461**	**(7.4)**
3	215	(41.3)	196	(37.7)	68	(13.1)	41	(7.9)	**520**	**(8.4)**
4	177	(41.7)	143	(33.7)	77	(18.2)	27	(6.4)	**424**	**(6.8)**
5	183	(42.0)	149	(34.2)	64	(14.7)	40	(9.2)	**436**	**(7.0)**
6	185	(41.5)	161	(36.1)	62	(13.9)	38	(8.5)	**446**	**(7.2)**
7	151	(39.0)	135	(34.9)	64	(16.5)	37	(9.6)	**387**	**(6.2)**
8	151	(46.3)	99	(30.4)	56	(17.2)	20	(6.1)	**326**	**(5.3)**
9	154	(37.0)	145	(34.9)	76	(18.3)	41	(9.9)	**416**	**(6.7)**
10	276	(51.4)	156	(29.1)	63	(11.7)	42	(7.8)	**537**	**(8.7)**
11	485	(60.4)	199	(24.8)	70	(8.7)	49	(6.1)	**803**	**(13.0)**
12	562	(66.0)	167	(19.6)	75	(8.8)	47	(5.5)	**851**	**(13.7)**
Total	**3,047**	**(49.2)**	**1,877**	**(30.3)**	**815**	**(13.2)**	**457**	**(7.4)**	**6,196**	**(100.0)**
Grand Total	**8,747**	**(49.8)**	**5,308**	**(30.2)**	**2,233**	**(12.7)**	**1,281**	**(7.3)**	**17,569**	**(100.0)**

Children with unknown age are excluded from this table

FIGURE 8 RESPIRATORY ADMISSIONS BY MONTH AND AGE, 2014 - 2016

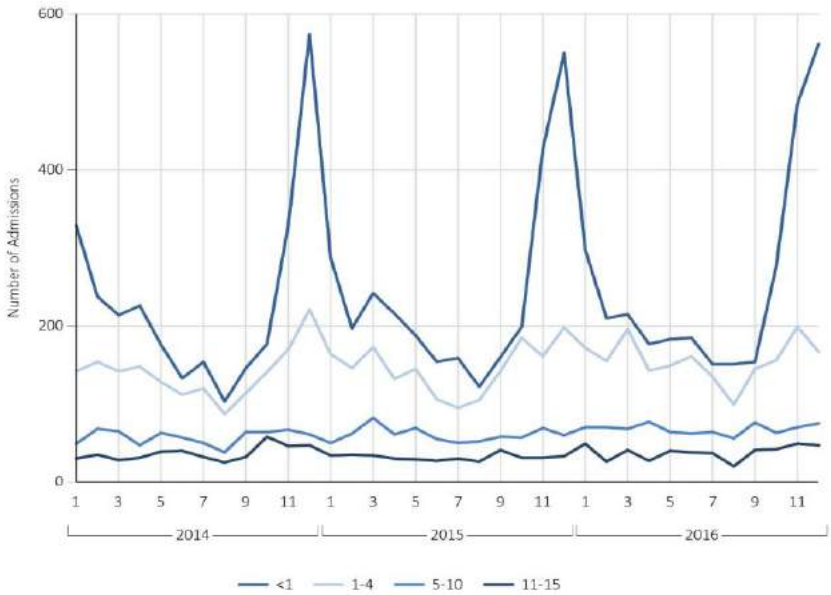

TABLE 9 ADMISSIONS BY MONTH, BY HEALTH ORGANISATION, 2014 - 2016

Year / Organisation	January		February		March		April		May		June		July		August		September		October		November		December		Total	
	n	(%)	n	(%)	n	(%)	n	(%)	n	(%)	n	(%)	n	(%)	n	(%)	n	(%)	n	(%)	n	(%)	n	(%)	n	(%)
2014																										
A	58	(9.0)	56	(8.7)	57	(8.8)	51	(7.9)	52	(8.0)	47	(7.3)	53	(8.2)	49	(7.6)	52	(8.0)	50	(7.7)	60	(9.3)	62	(9.6)	**647**	**(3.3)**
B	23	(8.7)	14	(5.3)	13	(4.9)	7	(2.6)	18	(6.8)	10	(3.8)	15	(5.7)	14	(5.3)	17	(6.4)	33	(12.5)	50	(18.9)	51	(19.2)	**265**	**(1.3)**
C	29	(9.8)	30	(10.1)	24	(8.1)	31	(10.5)	30	(10.1)	20	(6.8)	24	(8.1)	18	(6.1)	18	(6.1)	23	(7.8)	18	(6.1)	31	(10.5)	**296**	**(1.5)**
D	51	(6.8)	65	(8.6)	57	(7.6)	58	(7.7)	60	(8.0)	79	(10.5)	71	(9.4)	58	(7.7)	62	(8.2)	81	(10.7)	53	(7.0)	59	(7.8)	**754**	**(3.8)**
E1	64	(6.8)	77	(8.2)	69	(7.3)	69	(7.3)	76	(8.1)	77	(8.2)	92	(9.8)	72	(7.7)	81	(8.6)	94	(10.0)	81	(8.6)	87	(9.3)	**939**	**(4.7)**
E2	67	(8.5)	66	(8.3)	61	(7.7)	59	(7.4)	53	(6.7)	73	(9.2)	69	(8.7)	64	(8.1)	75	(9.5)	73	(9.2)	67	(8.5)	65	(8.2)	**792**	**(4.0)**
F	108	(8.6)	107	(8.5)	113	(9.0)	91	(7.2)	116	(9.2)	105	(8.3)	98	(7.8)	88	(7.0)	99	(7.9)	107	(8.5)	111	(8.8)	115	(9.1)	**1,258**	**(6.4)**
G	0	(0.0)	0	(0.0)	3	(25.0)	4	(33.3)	0	(0.0)	0	(0.0)	2	(16.7)	1	(8.3)	2	(16.7)	0	(0.0)	0	(0.0)	0	(0.0)	**12**	**(0.1)**
H	41	(7.6)	38	(7.1)	48	(8.9)	42	(7.8)	40	(7.4)	50	(9.3)	32	(5.9)	27	(5.0)	57	(10.6)	52	(9.6)	58	(10.8)	54	(10.0)	**539**	**(2.7)**
I	87	(10.9)	63	(7.9)	64	(8.0)	70	(8.8)	55	(6.9)	75	(9.4)	68	(8.5)	56	(7.0)	57	(7.1)	54	(6.8)	72	(9.0)	77	(9.6)	**798**	**(4.0)**
K2	22	(7.7)	20	(7.0)	18	(6.3)	22	(7.7)	24	(8.4)	22	(7.7)	29	(10.1)	30	(10.5)	23	(8.0)	26	(9.1)	22	(7.7)	29	(10.1)	**287**	**(1.5)**
K3	66	(11.6)	49	(8.6)	43	(7.6)	44	(7.7)	37	(6.5)	53	(9.3)	50	(8.8)	35	(6.2)	49	(8.6)	45	(7.9)	43	(7.6)	55	(9.7)	**569**	**(2.9)**
L	22	(7.3)	34	(11.2)	28	(9.2)	28	(9.2)	18	(5.9)	26	(8.6)	24	(7.9)	18	(5.9)	14	(4.6)	20	(6.6)	27	(8.9)	44	(14.5)	**303**	**(1.5)**
M	26	(6.4)	24	(5.9)	24	(5.9)	29	(7.2)	37	(9.2)	36	(8.9)	34	(8.4)	23	(5.7)	25	(6.2)	45	(11.1)	48	(11.9)	53	(13.1)	**404**	**(2.0)**
N	70	(9.6)	61	(8.4)	62	(8.5)	63	(8.7)	59	(8.1)	68	(9.4)	50	(6.9)	46	(6.3)	65	(9.0)	54	(7.4)	56	(7.7)	72	(9.9)	**726**	**(3.7)**
O	63	(9.2)	52	(7.6)	65	(9.5)	53	(7.7)	61	(8.9)	61	(8.9)	54	(7.9)	48	(7.0)	59	(8.6)	61	(8.9)	59	(8.6)	49	(7.2)	**685**	**(3.5)**
P	90	(8.9)	78	(7.7)	95	(9.4)	79	(7.8)	90	(8.9)	78	(7.7)	84	(8.3)	73	(7.2)	84	(8.3)	82	(8.1)	88	(8.7)	92	(9.1)	**1,013**	**(5.1)**
Q	42	(8.1)	41	(7.9)	40	(7.7)	50	(9.7)	44	(8.5)	27	(5.2)	36	(7.0)	41	(7.9)	42	(8.1)	44	(8.5)	49	(9.5)	61	(11.8)	**517**	**(2.6)**
R	89	(10.0)	64	(7.2)	75	(8.4)	77	(8.6)	72	(8.1)	74	(8.3)	77	(8.6)	68	(7.6)	66	(7.4)	72	(8.1)	75	(8.4)	84	(9.4)	**893**	**(4.5)**
S	12	(9.1)	11	(8.3)	9	(6.8)	6	(4.5)	7	(5.3)	13	(9.8)	10	(7.6)	5	(3.8)	8	(6.1)	14	(10.6)	15	(11.4)	22	(16.7)	**132**	**(0.7)**
T	48	(10.1)	49	(10.3)	47	(9.9)	37	(7.8)	34	(7.2)	33	(6.9)	34	(7.2)	32	(6.7)	28	(5.9)	35	(7.4)	48	(10.1)	50	(10.5)	**475**	**(2.4)**
U	29	(8.9)	26	(8.0)	28	(8.6)	31	(9.5)	25	(7.7)	13	(4.0)	23	(7.1)	17	(5.2)	33	(10.2)	28	(8.6)	30	(9.2)	42	(12.9)	**325**	**(1.6)**
V	124	(9.2)	126	(9.4)	107	(8.0)	124	(9.2)	82	(6.1)	99	(7.4)	141	(10.5)	103	(7.7)	107	(8.0)	122	(9.1)	117	(8.7)	93	(6.9)	**1,345**	**(6.8)**
W	65	(9.4)	49	(7.1)	57	(8.3)	47	(6.8)	55	(8.0)	59	(8.6)	58	(8.4)	59	(8.6)	55	(8.0)	59	(8.6)	54	(7.8)	73	(10.6)	**690**	**(3.5)**
X	70	(8.7)	67	(8.3)	79	(9.8)	73	(9.1)	72	(8.9)	68	(8.4)	63	(7.8)	61	(7.6)	55	(6.8)	78	(9.7)	63	(7.8)	56	(7.0)	**805**	**(4.1)**
Y	39	(10.3)	34	(9.0)	42	(11.1)	35	(9.2)	39	(10.3)	29	(7.7)	26	(6.9)	23	(6.1)	24	(6.3)	26	(6.9)	30	(7.9)	32	(8.4)	**379**	**(1.9)**
Z	41	(9.5)	29	(6.7)	51	(11.8)	35	(8.1)	35	(8.1)	39	(9.0)	39	(9.0)	23	(5.3)	19	(4.4)	44	(10.2)	38	(8.8)	39	(9.0)	**432**	**(2.2)**
ZA	100	(9.3)	102	(9.5)	93	(8.6)	99	(9.2)	95	(8.8)	81	(7.5)	100	(9.3)	75	(7.0)	74	(6.9)	79	(7.3)	85	(7.9)	96	(8.9)	**1,079**	**(5.5)**
ZB	56	(11.0)	50	(9.9)	38	(7.5)	36	(7.1)	38	(7.5)	40	(7.9)	47	(9.3)	36	(7.1)	43	(8.5)	41	(8.1)	30	(5.9)	52	(10.3)	**507**	**(2.6)**
ZC	107	(10.5)	94	(9.2)	92	(9.0)	97	(9.5)	75	(7.4)	61	(6.0)	84	(8.2)	86	(8.4)	73	(7.2)	92	(9.0)	79	(7.7)	80	(7.8)	**1,020**	**(5.2)**
ZD	49	(10.4)	37	(7.8)	39	(8.2)	32	(6.8)	42	(8.9)	42	(8.9)	45	(9.5)	35	(7.4)	36	(7.6)	31	(6.6)	41	(8.7)	44	(9.3)	**473**	**(2.4)**
ZE	22	(7.3)	36	(12.0)	29	(9.6)	31	(10.3)	26	(8.6)	31	(10.3)	23	(7.6)	22	(7.3)	18	(6.0)	22	(7.3)	20	(6.6)	21	(7.0)	**301**	**(1.5)**
ZF	12	(9.8)	10	(8.2)	13	(10.7)	10	(8.2)	8	(6.6)	13	(10.7)	13	(10.7)	8	(6.6)	10	(8.2)	10	(8.2)	9	(7.4)	6	(4.9)	**122**	**(0.6)**
Total	**1,792**	**(9.1)**	**1,659**	**(8.4)**	**1,683**	**(8.5)**	**1,620**	**(8.2)**	**1,575**	**(8.0)**	**1,602**	**(8.1)**	**1,668**	**(8.4)**	**1,414**	**(7.1)**	**1,530**	**(7.7)**	**1,697**	**(8.6)**	**1,696**	**(8.6)**	**1,846**	**(9.3)**	**19,782**	**(100.0)**
2015																										
A	57	(9.3)	42	(6.8)	62	(10.1)	56	(9.1)	53	(8.6)	48	(7.8)	50	(8.1)	37	(6.0)	52	(8.4)	47	(7.6)	59	(9.6)	53	(8.6)	**616**	**(3.1)**
C	24	(5.2)	18	(3.9)	31	(6.7)	42	(9.0)	42	(9.0)	47	(10.1)	37	(7.9)	35	(7.5)	39	(8.4)	41	(8.8)	56	(12.0)	54	(11.6)	**466**	**(2.3)**
D	70	(10.9)	55	(8.6)	61	(9.5)	51	(7.9)	53	(8.2)	40	(6.2)	49	(7.6)	33	(5.1)	48	(7.5)	66	(10.3)	66	(10.3)	51	(7.9)	**643**	**(3.2)**
E1	79	(7.9)	83	(8.3)	88	(8.8)	89	(8.9)	89	(8.9)	92	(9.2)	94	(9.4)	86	(8.6)	63	(6.3)	70	(7.0)	91	(9.1)	73	(7.3)	**997**	**(5.0)**
E2	83	(10.2)	77	(9.4)	76	(9.3)	55	(6.7)	66	(8.1)	66	(8.1)	61	(7.5)	63	(7.7)	60	(7.4)	68	(8.3)	63	(7.7)	78	(9.6)	**816**	**(4.1)**
F	95	(8.0)	96	(8.1)	97	(8.2)	107	(9.0)	86	(7.2)	104	(8.7)	103	(8.7)	86	(7.2)	104	(8.7)	96	(8.1)	106	(8.9)	110	(9.2)	**1,190**	**(6.0)**
G	2	(9.1)	0	(0.0)	2	(9.1)	4	(18.2)	0	(0.0)	1	(4.5)	3	(13.6)	2	(9.1)	1	(4.5)	2	(9.1)	3	(13.6)	2	(9.1)	**22**	**(0.1)**
H	40	(7.4)	32	(5.9)	45	(8.3)	38	(7.0)	44	(8.1)	51	(9.4)	46	(8.5)	34	(6.3)	49	(9.1)	50	(9.2)	60	(11.1)	52	(9.6)	**541**	**(2.7)**
I	63	(7.9)	65	(8.2)	67	(8.4)	70	(8.8)	62	(7.8)	66	(8.3)	68	(8.6)	55	(6.9)	66	(8.3)	57	(7.2)	79	(10.0)	75	(9.5)	**793**	**(4.0)**
K2	20	(7.8)	26	(10.1)	24	(9.3)	26	(10.1)	22	(8.6)	27	(10.5)	19	(7.4)	28	(10.9)	22	(8.6)	19	(7.4)	10	(3.9)	14	(5.4)	**257**	**(1.3)**
K3	59	(9.9)	50	(8.4)	63	(10.5)	47	(7.9)	50	(8.4)	40	(6.7)	41	(6.9)	40	(6.7)	35	(5.9)	44	(7.4)	57	(9.5)	72	(12.0)	**598**	**(3.0)**
L	31	(9.6)	28	(8.7)	28	(8.7)	20	(6.2)	26	(8.0)	21	(6.5)	22	(6.8)	28	(8.7)	28	(8.7)	20	(6.2)	33	(10.2)	38	(11.8)	**323**	**(1.6)**
M	53	(7.7)	42	(6.1)	70	(10.2)	44	(6.4)	63	(9.2)	53	(7.7)	65	(9.5)	58	(8.5)	53	(7.7)	46	(6.7)	67	(9.8)	72	(10.5)	**686**	**(3.4)**
N	70	(8.5)	53	(6.4)	63	(7.6)	65	(7.9)	65	(7.9)	67	(8.1)	67	(8.1)	71	(8.6)	65	(7.9)	78	(9.4)	81	(9.8)	81	(9.8)	**826**	**(4.1)**
O	64	(9.6)	59	(8.8)	55	(8.2)	48	(7.2)	48	(7.2)	52	(7.8)	59	(8.8)	62	(9.3)	63	(9.4)	53	(7.9)	52	(7.8)	54	(8.1)	**669**	**(3.3)**
P	83	(8.6)	94	(9.7)	95	(9.8)	86	(8.9)	77	(8.0)	84	(8.7)	78	(8.1)	63	(6.5)	77	(8.0)	71	(7.3)	85	(8.8)	73	(7.6)	**966**	**(4.8)**
Q	21	(4.4)	37	(7.8)	51	(10.7)	36	(7.6)	38	(8.0)	27	(5.7)	34	(7.1)	35	(7.4)	31	(6.5)	49	(10.3)	50	(10.5)	67	(14.1)	**476**	**(2.4)**
R	94	(9.8)	80	(8.4)	79	(8.3)	80	(8.4)	74	(7.7)	72	(7.5)	75	(7.8)	70	(7.3)	73	(7.6)	77	(8.0)	92	(9.6)	91	(9.5)	**957**	**(4.8)**
S	18	(14.6)	12	(9.8)	9	(7.3)	12	(9.8)	6	(4.9)	7	(5.7)	8	(6.5)	7	(5.7)	9	(7.3)	12	(9.8)	12	(9.8)	11	(8.9)	**123**	**(0.6)**
T	52	(8.1)	55	(8.6)	59	(9.2)	59	(9.2)	48	(7.5)	53	(8.3)	64	(10.0)	38	(5.9)	60	(9.4)	52	(8.1)	45	(7.0)	54	(8.5)	**639**	**(3.2)**
U	20	(6.3)	19	(6.0)	32	(10.1)	25	(7.9)	16	(5.0)	26	(8.2)	24	(7.6)	27	(8.5)	31	(9.8)	28	(8.8)	25	(7.9)	44	(13.9)	**317**	**(1.6)**
V	103	(7.7)	121	(9.0)	118	(8.8)	112	(8.3)	126	(9.4)	105	(7.8)	114	(8.5)	97	(7.2)	122	(9.1)	126	(9.4)	98	(7.3)	101	(7.5)	**1,343**	**(6.7)**
W	60	(7.9)	55	(7.2)	69	(9.1)	68	(8.9)	55	(7.2)	54	(7.1)	63	(8.3)	56	(7.4)	59	(7.8)	72	(9.5)	77	(10.1)	73	(9.6)	**761**	**(3.8)**
X	70	(7.8)	71	(7.9)	85	(9.5)	74	(8.2)	74	(8.2)	68	(7.6)	80	(8.9)	60	(6.7)	70	(7.8)	70	(7.8)	89	(9.9)	88	(9.8)	**899**	**(4.5)**
Y	29	(7.6)	35	(9.2)	35	(9.2)	34	(8.9)	39	(10.2)	25	(6.6)	31	(8.1)	27	(7.1)	23	(6.0)	46	(12.1)	30	(7.9)	27	(7.1)	**381**	**(1.9)**
Z	38	(8.6)	34	(7.7)	40	(9.1)	38	(8.6)	29	(6.6)	41	(9.3)	24	(5.4)	29	(6.6)	24	(5.4)	44	(10.0)	44	(10.0)	56	(12.7)	**441**	**(2.2)**
ZA	74	(7.9)	69	(7.3)	86	(9.1)	89	(9.5)	92	(9.8)	65	(6.9)	74	(7.9)	80	(8.5)	88	(9.4)	64	(6.8)	83	(8.8)	77	(8.2)	**941**	**(4.7)**
ZB	53	(8.4)	49	(7.8)	56	(8.9)	43	(6.8)	45	(7.1)	47	(7.5)	49	(7.8)	41	(6.5)	42	(6.7)	71	(11.3)	64	(10.2)	70	(11.1)	**630**	**(3.2)**
ZC	78	(8.3)	80	(8.5)	81	(8.6)	88	(9.3)	74	(7.9)	66	(7.0)	76	(8.1)	72	(7.6)	74	(7.9)	87	(9.2)	85	(9.0)	81	(8.6)	**942**	**(4.7)**
ZD	42	(9.2)	34	(7.5)	42	(9.2)	40	(8.8)	39	(8.6)	40	(8.8)	33	(7.2)	33	(7.2)	38	(8.3)	37	(8.1)	35	(7.7)	43	(9.4)	**456**	**(2.3)**
ZE	11	(5.5)	13	(6.5)	28	(14.1)	12	(6.0)	12	(6.0)	18	(9.0)	11	(5.5)	14	(7.0)	13	(6.5)	22	(11.1)	22	(11.1)	23	(11.6)	**199**	**(1.0)**
ZF	14	(19.7)	5	(7.0)	6	(8.5)	6	(8.5)	3	(4.2)	7	(9.9)	4	(5.6)	6	(8.5)	2	(2.8)	5	(7.0)	6	(8.5)	7	(9.9)	**71**	**(0.4)**
Total	**1,670**	**(8.4)**	**1,589**	**(8.0)**	**1,803**	**(9.0)**	**1,664**	**(8.3)**	**1,616**	**(8.1)**	**1,580**	**(7.9)**	**1,626**	**(8.1)**	**1,473**	**(7.4)**	**1,584**	**(7.9)**	**1,690**	**(8.5)**	**1,825**	**(9.1)**	**1,865**	**(9.3)**	**19,985**	**(100.0)**
2016																										
A	61	(9.6)	55	(8.6)	47	(7.4)	41	(6.4)	64	(10.1)	49	(7.7)	53	(8.3)	44	(6.9)	60	(9.4)	55	(8.6)	54	(8.5)	53	(8.3)	**636**	**(3.1)**
C	50	(9.4)	31	(5.8)	44	(8.3)	49	(9.2)	48	(9.1)	49	(9.2)	40	(7.5)	38	(7.2)	43	(8.1)	40	(7.5)	49	(9.2)	49	(9.2)	**530**	**(2.6)**
D	68	(9.3)	65	(8.9)	68	(9.3)	57	(7.8)	61	(8.3)	64	(8.7)	53	(7.2)	56	(7.7)	54	(7.4)	53	(7.2)	73	(10.0)	60	(8.2)	**732**	**(3.6)**
E1	91	(9.2)	71	(7.2)	94	(9.5)	74	(7.5)	79	(8.0)	85	(8.6)	86	(8.7)	97	(9.8)	84	(8.5)	73	(7.4)	94	(9.5)	63	(6.4)	**991**	**(4.9)**
E2	80	(9.3)	66	(7.7)	74	(8.6)	74	(8.6)	74	(8.6)	78	(9.1)	63	(7.4)	65	(7.6)	64	(7.5)	75	(8.8)	79	(9.2)	64	(7.5)	**856**	**(4.2)**
F	91	(7.9)	113	(9.8)	102	(8.8)	82	(7.1)	92	(8.0)	104	(9.0)	93	(8.1)	86	(7.5)	90	(7.8)	88	(7.6)	106	(9.2)	107	(9.3)	**1,154**	**(5.7)**
G	3	(23.1)	2	(15.4)	1	(7.7)	0	(0.0)	0	(0.0)	0	(0.0)	0	(0.0)	1	(7.7)	1	(7.7)	4	(30.8)	0	(0.0)	1	(7.7)	**13**	**(0.1)**
H	52	(9.0)	51	(8.9)	49	(8.5)	49	(8.5)	56	(9.7)	40	(6.9)	36	(6.3)	29	(5.0)	47	(8.2)	48	(8.3)	60	(10.4)	59	(10.2)	**576**	**(2.8)**
I	68	(9.1)	63	(8.4)	68	(9.1)	70	(9.3)	65	(8.7)	66	(8.8)	57	(7.6)	60	(8.0)	48	(6.4)	56	(7.5)	66	(8.8)	62	(8.3)	**749**	**(3.7)**
K2	26	(8.4)	29	(9.3)	25	(8.0)	22	(7.1)	21	(6.8)	26	(8.4)	18	(5.8)	31	(10.0)	27	(8.7)	22	(7.1)	38	(12.2)	26	(8.4)	**311**	**(1.5)**
K3	53	(8.5)	50	(8.0)	54	(8.7)	48	(7.7)	53	(8.5)	40	(6.4)	48	(7.7)	40	(6.4)	50	(8.0)	47	(7.5)	76	(12.2)	65	(10.4)	**624**	**(3.1)**
L	24	(9.0)	14	(5.3)	14	(5.3)	24	(9.0)	16	(6.0)	15	(5.6)	18	(6.8)	16	(6.0)	20	(7.5)	35	(13.2)	36	(13.5)	34	(12.8)	**266**	**(1.3)**
M	62	(9.8)	66	(10.4)	50	(7.9)	43	(6.8)	63	(10.0)	55	(8.7)	48	(7.6)	50	(7.9)	46	(7.3)	40	(6.3)	54	(8.5)	56	(8.8)	**633**	**(3.1)**
N	79	(9.3)	60	(7.1)	81	(9.6)	72	(8.5)	58	(6.9)	80	(9.5)	69	(8.2)	56	(6.6)	60	(7.1)	75	(8.9)	78	(9.2)	77	(9.1)	**845**	**(4.2)**
O	49	(7.5)	46	(7.1)	58	(8.9)	61	(9.4)	45	(6.9)	47	(7.2)	52	(8.0)	71	(10.9)	50	(7.7)	48	(7.4)	68	(10.4)	57	(8.7)	**652**	**(3.2)**
P	77	(8.2)	80	(8.5)	98	(10.4)	67	(7.1)	81	(8.6)	84	(8.9)	69	(7.3)	82	(8.7)	66	(7.0)	69	(7.3)	82	(8.7)	87	(9.2)	**942**	**(4.6)**
Q	71	(9.8)	48	(6.7)	56	(7.8)	55	(7.6)	61	(8.5)	59	(8.2)	68	(9.4)	48	(6.7)	67	(9.3)	69	(9.6)	69	(9.6)	50	(6.9)	**721**	**(3.5)**
R	82	(9.3)	68	(7.7)	94	(10.7)	54	(6.1)	67	(7.6)	73	(8.3)	73	(8.3)	68	(7.7)	64	(7.3)	77	(8.7)	87	(9.9)	75	(8.5)	**882**	**(4.3)**
S	16	(9.8)	10	(6.1)	17	(10.4)	15	(9.2)	12	(7.4)	9	(5.5)	17	(10.4)	5	(3.1)	8	(4.9)	12	(7.4)	18	(11.0)	24	(14.7)	**163**	**(0.8)**
T	48	(8.0)	47	(7.8)	49	(8.2)	39	(6.5)	50	(8.3)	59	(9.8)	50	(8.3)	40	(6.7)	45	(7.5)	49	(8.2)	65	(10.8)	59	(9.8)	**600**	**(3.0)**
U	30	(9.1)	30	(9.1)	35	(10.6)	33	(10.0)	28	(8.5)	23	(7.0)	20	(6.1)	25	(7.6)	17	(5.2)	27	(8.2)	29	(8.8)	32	(9.7)	**329**	**(1.6)**
V	122	(8.7)	117	(8.3)	111	(7.9)	113	(8.0)	120	(8.5)	128	(9.1)	112	(7.9)	109	(7.7)	113	(8.0)	128	(9.1)	116	(8.2)	120	(8.5)	**1,409**	**(6.9)**
W	67	(9.6)	62	(8.9)	63	(9.0)	44	(6.3)	63	(9.0)	48	(6.9)	44	(6.3)	53	(7.6)	47	(6.7)	58	(8.3)	83	(11.9)	65	(9.3)	**697**	**(3.4)**
X	56	(6.6)	66	(7.7)	48	(5.6)	76	(8.9)	55	(6.5)	90	(10.6)	68	(8.0)	71	(8.3)	80	(9.4)	74	(8.7)	86	(10.1)	82	(9.6)	**852**	**(4.2)**
Y	35	(6.8)	44	(8.5)	49	(9.5)	40	(7.8)	39	(7.6)	37	(7.2)	33	(6.4)	39	(7.6)	44	(8.5)	48	(9.3)	55	(10.7)	52	(10.1)	**515**	**(2.5)**
Z	35	(9.1)	32	(8.3)	33	(8.6)	22	(5.7)	38	(9.9)	26	(6.8)	35	(9.1)	20	(5.2)	32	(8.3)	33	(8.6)	40	(10.4)	38	(9.9)	**384**	**(1.9)**
ZA	89	(9.2)	91	(9.4)	88	(9.1)	71	(7.3)	86	(8.8)	81	(8.3)	63	(6.5)	73	(7.5)	76	(7.8)	90	(9.3)	84	(8.6)	80	(8.2)	**972**	**(4.8)**
ZB	46	(8.3)	53	(9.5)	49	(8.8)	46	(8.3)	40	(7.2)	48	(8.6)	42	(7.5)	41	(7.4)	44	(7.9)	45	(8.1)	54	(9.7)	49	(8.8)	**557**	**(2.7)**
ZC	79	(7.7)	78	(7.6)	87	(8.4)	75	(7.3)	93	(9.0)	86	(8.3)	91	(8.8)	94	(9.1)	80	(7.8)	85	(8.2)	93	(9.0)	90	(8.7)	**1,031**	**(5.1)**
ZD	40	(10.8)	32	(8.6)	26	(7.0)	26	(7.0)	31	(8.4)	28	(7.6)	24	(6.5)	30	(8.1)	23	(6.2)	29	(7.8)	42	(11.4)	39	(10.5)	**370**	**(1.8)**
ZE	15	(6.2)	15	(6.2)	24	(9.9)	30	(12.4)	19	(7.9)	11	(4.5)	16	(6.6)	24	(9.9)	19	(7.9)	9	(3.7)	35	(14.5)	25	(10.3)	**242**	**(1.2)**
ZF	10	(11.5)	2	(2.3)	10	(11.5)	14	(16.1)	8	(9.2)	6	(6.9)	6	(6.9)	8	(9.2)	9	(10.3)	4	(4.6)	5	(5.7)	5	(5.7)	**87**	**(0.4)**
Total	**1,775**	**(8.7)**	**1,657**	**(8.2)**	**1,766**	**(8.7)**	**1,586**	**(7.8)**	**1,686**	**(8.3)**	**1,694**	**(8.3)**	**1,565**	**(7.7)**	**1,570**	**(7.7)**	**1,578**	**(7.8)**	**1,665**	**(8.2)**	**1,974**	**(9.7)**	**1,805**	**(8.9)**	**20,321**	**(100.0)**
Grand Total	**5,237**	**(8.7)**	**4,905**	**(8.2)**	**5,252**	**(8.7)**	**4,870**	**(8.1)**	**4,877**	**(8.1)**	**4,876**	**(8.1)**	**4,859**	**(8.1)**	**4,457**	**(7.4)**	**4,692**	**(7.8)**	**5,052**	**(8.4)**	**5,495**	**(9.1)**	**5,516**	**(9.2)**	**60,088**	**(100.0)**

TABLE 10 ADMISSIONS BY COUNTRY / NHS COMMISSIONING REGION (NHSCR) AND YEAR, 2014 - 2016

Country / NHSCR	2014		2015		2016		Total	
	n	(%)	n	(%)	n	(%)	n	(%)
England								
London	2,986	(15.1)	3,072	(15.4)	3,051	(15.0)	**9,109**	**(15.2)**
Midlands and East of England	4,516	(22.8)	4,951	(24.8)	4,908	(24.2)	**14,375**	**(23.9)**
North of England	3,912	(19.8)	3,709	(18.6)	4,007	(19.7)	**11,628**	**(19.4)**
South of England	3,472	(17.6)	3,353	(16.8)	3,207	(15.8)	**10,032**	**(16.7)**
Total	**14,886**	**(75.3)**	**15,085**	**(75.5)**	**15,173**	**(74.7)**	**45,144**	**(75.1)**
Wales	**562**	**(2.8)**	**765**	**(3.8)**	**799**	**(3.9)**	**2,126**	**(3.5)**
Scotland	**1,474**	**(7.5)**	**1,353**	**(6.8)**	**1,524**	**(7.5)**	**4,351**	**(7.2)**
Northern Ireland	**690**	**(3.5)**	**814**	**(4.1)**	**700**	**(3.4)**	**2,204**	**(3.7)**
Republic of Ireland	**1,509**	**(7.6)**	**1,381**	**(6.9)**	**1,414**	**(7.0)**	**4,304**	**(7.2)**
Channel Islands	**20**	**(0.1)**	**36**	**(0.2)**	**27**	**(0.1)**	**83**	**(0.1)**
Isle of Man	**10**	**(0.1)**	**16**	**(0.1)**	**25**	**(0.1)**	**51**	**(0.1)**
Missing	**47**	**(0.2)**	**64**	**(0.3)**	**169**	**(0.8)**	**280**	**(0.5)**
Out of Area	**584**	**(3.0)**	**471**	**(2.4)**	**490**	**(2.4)**	**1,545**	**(2.6)**
Grand Total	**19,782**	**(100.0)**	**19,985**	**(100.0)**	**20,321**	**(100.0)**	**60,088**	**(100.0)**

FIGURE 10 MAP SHOWING NHS AREA TEAM / HEALTH ORGANISATION / COUNTY BOUNDARIES

Figure 10 shows the new Health Geography of England, which has 4 NHS Commissioning Regions (NHSCR), broken down into 25 NHS area teams (NHSATs: the three London teams have already merged). There are more than 200 Clinical Commissioning Groups (CCGs; not shown), which replaced the old structure of SHAs and PCTs in April 2013. Maps in this report are presented by CR and CCG.

Wales comprises a single health authority split into 7 Local Health Boards which are responsible for primary care.
Scotland is split into 14 Health Boards which are responsible for primary care.
Northern Ireland now has 1 Health and Social Care Board with 5 Trusts.
For the Republic of Ireland, counties are shown.
These areas are marked by codes on the map.

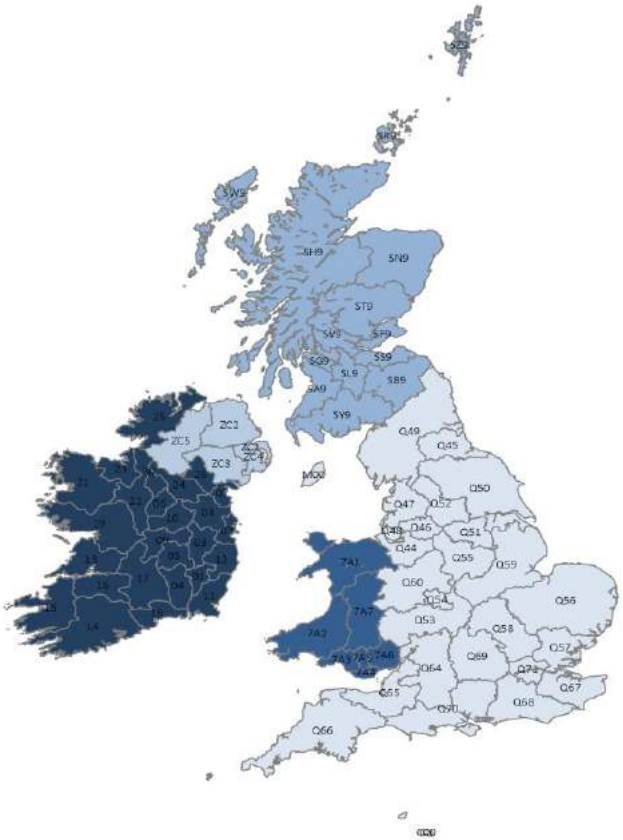

FIGURE 10 KEY

England Code	NHSAT
Q44	Cheshire, Warrington and Wirral
Q45	Durham, Darlington and Tees
Q46	Greater Manchester
Q47	Lancashire
Q48	Merseyside
Q49	Cumbria, Northumberland, Tyne and Wear
Q50	North Yorkshire and Humber
Q51	South Yorkshire and Bassetlaw
Q52	West Yorkshire
Q53	Arden, Herefordshire and Worcestershire
Q54	Birmingham and the Black Country
Q55	Derbyshire and Nottinghamshire
Q56	East Anglia
Q57	Essex
Q58	Hertfordshire and the South Midlands
Q59	Leicestershire and Lincolnshire
Q60	Shropshire and Staffordshire
Q64	Bath, Gloucestershire, Swindon and Wiltshire
Q65	Bristol, North Somerset, Somerset and South Gloucestershire
Q66	Devon, Cornwall and Isles of Scilly
Q67	Kent and Medway
Q68	Surrey and Sussex
Q69	Thames Valley
Q70	Wessex
Q71	London

Republic of Ireland Code	County
01	Carlow
02	Dublin
03	Kildare
04	Kilkenny
05	Laois
06	Longford
07	Louth
08	Meath
09	Offaly
10	Westmeath
11	Wexford
12	Wicklow
13	Clare
14	Cork
15	Kerry
16	Limerick
17	Tipperary
18	Waterford
19	Galway
20	Leitrim
21	Mayo
22	Roscommon
23	Sligo
24	Cavan
25	Donegal
26	Monaghan

Northern Ireland Code	HSCT
ZC1	Belfast
ZC2	Northern
ZC3	Southern
ZC4	South Eastern
ZC5	Western

Scotland Code	Health Board
SA9	Ayrshire & Arran
SB9	Borders
SF9	Fife
SJ9	Greater Glasgow & Clyde
SK9	Highland
SL9	Lanarkshire
SN9	Grampian
SR9	Orkney
SS9	Lothian
ST9	Tayside
SV9	Forth Valley
SW9	Western Isles
SY9	Dumfries and Galloway
SZ9	Shetland

Wales Code	Health Board
7A1	Betsi Cadwaladr University
7A2	Hywel Dda
7A3	Abertawe Bro Morgannwg University
7A4	Cardiff and Vale University
7A5	Cwm Taf
7A6	Aneurin Bevan
7A7	Powys Teaching

C00	Channel Isles

M00	Isle of Man

Contains National Statistics data © Crown copyright and database right 2017 Contains Ordnance Survey data © Crown copyright and database right 2017

TABLE 11 ADMISSIONS BY PREDICTED MORTALITY RISK GROUP, BY HEALTH ORGANISATION, 2014 - 2016

Year / Organisation	PIM2 (RECALIBRATED) GROUP											
	<1%		1-<5%		5-<15%		15-<30%		30%+		Total	
	n	(%)	n	(%)	n	(%)	n	(%)	n	(%)	n	(%)
2014												
A	286	(44.2)	299	(46.2)	51	(7.9)	7	(1.1)	4	(0.6)	**647**	**(3.3)**
B	199	(75.1)	62	(23.4)	3	(1.1)	1	(0.4)	0	(0.0)	**265**	**(1.3)**
C	85	(28.7)	136	(45.9)	58	(19.6)	6	(2.0)	11	(3.7)	**296**	**(1.5)**
D	231	(30.6)	366	(48.5)	123	(16.3)	19	(2.5)	15	(2.0)	**754**	**(3.8)**
E1	230	(24.5)	420	(44.7)	236	(25.1)	35	(3.7)	18	(1.9)	**939**	**(4.7)**
E2	372	(47.0)	305	(38.5)	78	(9.8)	25	(3.2)	12	(1.5)	**792**	**(4.0)**
F	452	(35.9)	612	(48.6)	157	(12.5)	25	(2.0)	12	(1.0)	**1,258**	**(6.4)**
G	0	(0.0)	10	(83.3)	1	(8.3)	1	(8.3)	0	(0.0)	**12**	**(0.1)**
H	199	(36.9)	261	(48.4)	60	(11.1)	12	(2.2)	7	(1.3)	**539**	**(2.7)**
I	358	(44.9)	299	(37.5)	95	(11.9)	27	(3.4)	19	(2.4)	**798**	**(4.0)**
K2	79	(27.5)	138	(48.1)	51	(17.8)	11	(3.8)	8	(2.8)	**287**	**(1.5)**
K3	223	(39.2)	255	(44.8)	73	(12.8)	12	(2.1)	6	(1.1)	**569**	**(2.9)**
L	71	(23.4)	161	(53.1)	58	(19.1)	8	(2.6)	5	(1.7)	**303**	**(1.5)**
M	160	(39.6)	185	(45.8)	51	(12.6)	2	(0.5)	6	(1.5)	**404**	**(2.0)**
N	384	(52.9)	262	(36.1)	67	(9.2)	6	(0.8)	7	(1.0)	**726**	**(3.7)**
O	244	(35.6)	335	(48.9)	93	(13.6)	10	(1.5)	3	(0.4)	**685**	**(3.5)**
P	320	(31.6)	437	(43.1)	211	(20.8)	32	(3.2)	13	(1.3)	**1,013**	**(5.1)**
Q	144	(27.9)	254	(49.1)	99	(19.1)	15	(2.9)	5	(1.0)	**517**	**(2.6)**
R	262	(29.3)	442	(49.5)	145	(16.2)	29	(3.2)	15	(1.7)	**893**	**(4.5)**
S	58	(43.9)	56	(42.4)	15	(11.4)	2	(1.5)	1	(0.8)	**132**	**(0.7)**
T	195	(41.1)	206	(43.4)	61	(12.8)	7	(1.5)	6	(1.3)	**475**	**(2.4)**
U	61	(18.8)	164	(50.5)	87	(26.8)	6	(1.8)	7	(2.2)	**325**	**(1.6)**
V	182	(13.5)	665	(49.4)	381	(28.3)	87	(6.5)	30	(2.2)	**1,345**	**(6.8)**
W	215	(31.2)	317	(45.9)	116	(16.8)	24	(3.5)	18	(2.6)	**690**	**(3.5)**
X	282	(35.0)	388	(48.2)	113	(14.0)	15	(1.9)	7	(0.9)	**805**	**(4.1)**
Y	191	(50.4)	146	(38.5)	41	(10.8)	0	(0.0)	1	(0.3)	**379**	**(1.9)**
Z	150	(34.7)	229	(53.0)	45	(10.4)	2	(0.5)	6	(1.4)	**432**	**(2.2)**
ZA	618	(57.3)	397	(36.8)	49	(4.5)	7	(0.6)	8	(0.7)	**1,079**	**(5.5)**
ZB	201	(39.6)	239	(47.1)	58	(11.4)	3	(0.6)	6	(1.2)	**507**	**(2.6)**
ZC	382	(37.5)	387	(37.9)	178	(17.5)	42	(4.1)	31	(3.0)	**1,020**	**(5.2)**
ZD	160	(33.8)	236	(49.9)	63	(13.3)	9	(1.9)	5	(1.1)	**473**	**(2.4)**
ZE	212	(70.4)	79	(26.2)	9	(3.0)	1	(0.3)	0	(0.0)	**301**	**(1.5)**
ZF	82	(67.2)	31	(25.4)	9	(7.4)	0	(0.0)	0	(0.0)	**122**	**(0.6)**
Total	**7,288**	**(36.8)**	**8,779**	**(44.4)**	**2,935**	**(14.8)**	**488**	**(2.5)**	**292**	**(1.5)**	**19,782**	**(100.0)**
2015												
A	271	(44.0)	297	(48.2)	36	(5.8)	4	(0.6)	8	(1.3)	**616**	**(3.1)**
C	188	(40.3)	208	(44.6)	62	(13.3)	5	(1.1)	3	(0.6)	**466**	**(2.3)**
D	216	(33.6)	279	(43.4)	109	(17.0)	28	(4.4)	11	(1.7)	**643**	**(3.2)**
E1	257	(25.8)	489	(49.0)	183	(18.4)	47	(4.7)	21	(2.1)	**997**	**(5.0)**
E2	385	(47.2)	307	(37.6)	90	(11.0)	28	(3.4)	6	(0.7)	**816**	**(4.1)**
F	439	(36.9)	572	(48.1)	131	(11.0)	34	(2.9)	14	(1.2)	**1,190**	**(6.0)**
G	2	(9.1)	16	(72.7)	4	(18.2)	0	(0.0)	0	(0.0)	**22**	**(0.1)**
H	176	(32.5)	289	(53.4)	59	(10.9)	11	(2.0)	6	(1.1)	**541**	**(2.7)**
I	370	(46.7)	286	(36.1)	88	(11.1)	28	(3.5)	21	(2.6)	**793**	**(4.0)**
K2	74	(28.8)	117	(45.5)	45	(17.5)	10	(3.9)	11	(4.3)	**257**	**(1.3)**
K3	221	(37.0)	291	(48.7)	73	(12.2)	7	(1.2)	6	(1.0)	**598**	**(3.0)**
L	73	(22.6)	182	(56.3)	58	(18.0)	7	(2.2)	3	(0.9)	**323**	**(1.6)**
M	328	(47.8)	306	(44.6)	41	(6.0)	5	(0.7)	6	(0.9)	**686**	**(3.4)**
N	465	(56.3)	288	(34.9)	60	(7.3)	9	(1.1)	4	(0.5)	**826**	**(4.1)**
O	252	(37.7)	316	(47.2)	85	(12.7)	13	(1.9)	3	(0.4)	**669**	**(3.3)**
P	330	(34.2)	415	(43.0)	182	(18.8)	31	(3.2)	8	(0.8)	**966**	**(4.8)**
Q	115	(24.2)	259	(54.4)	80	(16.8)	18	(3.8)	4	(0.8)	**476**	**(2.4)**
R	300	(31.3)	437	(45.7)	155	(16.2)	44	(4.6)	21	(2.2)	**957**	**(4.8)**
S	49	(39.8)	57	(46.3)	16	(13.0)	0	(0.0)	1	(0.8)	**123**	**(0.6)**
T	314	(49.1)	258	(40.4)	57	(8.9)	5	(0.8)	5	(0.8)	**639**	**(3.2)**
U	72	(22.7)	156	(49.2)	75	(23.7)	7	(2.2)	7	(2.2)	**317**	**(1.6)**
V	311	(23.2)	664	(49.4)	270	(20.1)	71	(5.3)	27	(2.0)	**1,343**	**(6.7)**
W	261	(34.3)	333	(43.8)	133	(17.5)	23	(3.0)	11	(1.4)	**761**	**(3.8)**
X	380	(42.3)	406	(45.2)	84	(9.3)	20	(2.2)	9	(1.0)	**899**	**(4.5)**
Y	169	(44.4)	167	(43.8)	43	(11.3)	0	(0.0)	2	(0.5)	**381**	**(1.9)**
Z	167	(37.9)	219	(49.7)	46	(10.4)	7	(1.6)	2	(0.5)	**441**	**(2.2)**
ZA	529	(56.2)	325	(34.5)	73	(7.8)	10	(1.1)	4	(0.4)	**941**	**(4.7)**
ZB	261	(41.4)	303	(48.1)	55	(8.7)	5	(0.8)	6	(1.0)	**630**	**(3.2)**
ZC	328	(34.8)	400	(42.5)	151	(16.0)	46	(4.9)	17	(1.8)	**942**	**(4.7)**
ZD	165	(36.2)	196	(43.0)	77	(16.9)	9	(2.0)	9	(2.0)	**456**	**(2.3)**
ZE	141	(70.9)	51	(25.6)	7	(3.5)	0	(0.0)	0	(0.0)	**199**	**(1.0)**
ZF	41	(57.7)	23	(32.4)	4	(5.6)	1	(1.4)	2	(2.8)	**71**	**(0.4)**
Total	**7,650**	**(38.3)**	**8,912**	**(44.6)**	**2,632**	**(13.2)**	**533**	**(2.7)**	**258**	**(1.3)**	**19,985**	**(100.0)**
2016												
A	286	(45.0)	300	(47.2)	43	(6.8)	3	(0.5)	4	(0.6)	**636**	**(3.1)**
C	256	(48.3)	203	(38.3)	60	(11.3)	8	(1.5)	3	(0.6)	**530**	**(2.6)**
D	222	(30.3)	344	(47.0)	132	(18.0)	22	(3.0)	12	(1.6)	**732**	**(3.6)**
E1	271	(27.3)	488	(49.2)	186	(18.8)	31	(3.1)	15	(1.5)	**991**	**(4.9)**
E2	450	(52.6)	289	(33.8)	75	(8.8)	33	(3.9)	9	(1.1)	**856**	**(4.2)**
F	424	(36.7)	561	(48.6)	132	(11.4)	16	(1.4)	21	(1.8)	**1,154**	**(5.7)**
G	1	(7.7)	8	(61.5)	4	(30.8)	0	(0.0)	0	(0.0)	**13**	**(0.1)**
H	225	(39.1)	272	(47.2)	58	(10.1)	12	(2.1)	9	(1.6)	**576**	**(2.8)**
I	324	(43.3)	281	(37.5)	102	(13.6)	30	(4.0)	12	(1.6)	**749**	**(3.7)**
K2	97	(31.2)	156	(50.2)	43	(13.8)	11	(3.5)	4	(1.3)	**311**	**(1.5)**
K3	228	(36.5)	309	(49.5)	75	(12.0)	5	(0.8)	7	(1.1)	**624**	**(3.1)**
L	66	(24.8)	135	(50.8)	56	(21.1)	5	(1.9)	4	(1.5)	**266**	**(1.3)**
M	273	(43.1)	279	(44.1)	66	(10.4)	7	(1.1)	8	(1.3)	**633**	**(3.1)**
N	466	(55.1)	325	(38.5)	43	(5.1)	6	(0.7)	5	(0.6)	**845**	**(4.2)**
O	221	(33.9)	315	(48.3)	90	(13.8)	17	(2.6)	9	(1.4)	**652**	**(3.2)**
P	314	(33.3)	390	(41.4)	201	(21.3)	23	(2.4)	14	(1.5)	**942**	**(4.6)**
Q	292	(40.5)	308	(42.7)	98	(13.6)	18	(2.5)	5	(0.7)	**721**	**(3.5)**
R	276	(31.3)	416	(47.2)	144	(16.3)	30	(3.4)	16	(1.8)	**882**	**(4.3)**
S	80	(49.1)	74	(45.4)	7	(4.3)	0	(0.0)	2	(1.2)	**163**	**(0.8)**
T	250	(41.7)	289	(48.2)	50	(8.3)	4	(0.7)	7	(1.2)	**600**	**(3.0)**
U	55	(16.7)	180	(54.7)	79	(24.0)	7	(2.1)	8	(2.4)	**329**	**(1.6)**
V	347	(24.6)	696	(49.4)	266	(18.9)	64	(4.5)	36	(2.6)	**1,409**	**(6.9)**
W	254	(36.4)	304	(43.6)	106	(15.2)	18	(2.6)	15	(2.2)	**697**	**(3.4)**
X	339	(39.8)	393	(46.1)	94	(11.0)	20	(2.3)	6	(0.7)	**852**	**(4.2)**
Y	217	(42.1)	240	(46.6)	50	(9.7)	5	(1.0)	3	(0.6)	**515**	**(2.5)**
Z	116	(30.2)	211	(54.9)	53	(13.8)	2	(0.5)	2	(0.5)	**384**	**(1.9)**
ZA	532	(54.7)	360	(37.0)	64	(6.6)	9	(0.9)	7	(0.7)	**972**	**(4.8)**
ZB	215	(38.6)	274	(49.2)	56	(10.1)	11	(2.0)	1	(0.2)	**557**	**(2.7)**
ZC	319	(30.9)	482	(46.8)	173	(16.8)	39	(3.8)	18	(1.7)	**1,031**	**(5.1)**
ZD	138	(37.3)	179	(48.4)	43	(11.6)	6	(1.6)	4	(1.1)	**370**	**(1.8)**
ZE	166	(68.6)	61	(25.2)	8	(3.3)	4	(1.7)	3	(1.2)	**242**	**(1.2)**
ZF	57	(65.5)	29	(33.3)	0	(0.0)	1	(1.1)	0	(0.0)	**87**	**(0.4)**
Total	**7,777**	**(38.3)**	**9,151**	**(45.0)**	**2,657**	**(13.1)**	**467**	**(2.3)**	**269**	**(1.3)**	**20,321**	**(100.0)**
Grand Total	**22,715**	**(37.8)**	**26,842**	**(44.7)**	**8,224**	**(13.7)**	**1,488**	**(2.5)**	**819**	**(1.4)**	**60,088**	**(100.0)**

TABLE 12 ADMISSIONS BY ADMISSION TYPE AND AGE, 2014 - 2016

Admission Type	AGE GROUP (YEARS)									
	<1		1-4		5-10		11-15		Total	
	n	(%)	n	(%)	n	(%)	n	(%)	n	(%)
Planned - following surgery	8,305	(40.5)	5,689	(27.7)	3,306	(16.1)	3,215	(15.7)	**20,515**	**(34.1)**
Unplanned - following surgery	1,126	(36.2)	916	(29.4)	587	(18.9)	483	(15.5)	**3,112**	**(5.2)**
Planned - other	2,200	(63.5)	617	(17.8)	347	(10.0)	301	(8.7)	**3,465**	**(5.8)**
Unplanned - other	15,728	(47.8)	8,812	(26.8)	4,714	(14.3)	3,653	(11.1)	**32,907**	**(54.8)**
Unknown	25	(30.1)	24	(28.9)	19	(22.9)	15	(18.1)	**83**	**(0.1)**
Total	**27,384**	**(45.6)**	**16,058**	**(26.7)**	**8,973**	**(14.9)**	**7,667**	**(12.8)**	**60,082**	**(100.0)**

Children with unknown age are excluded from this table

FIGURE 12 ADMISSIONS BY ADMISSION TYPE AND AGE, 2014 - 2016

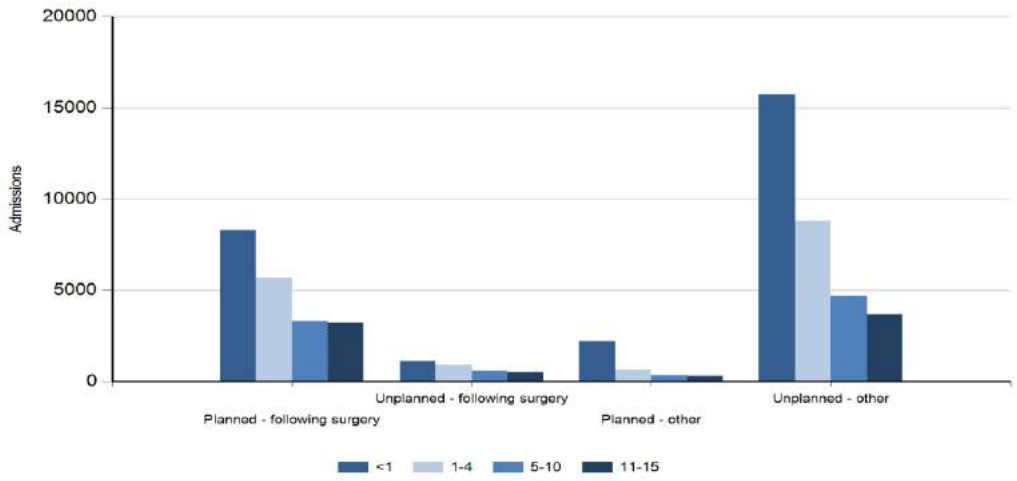

TABLE 13 ADMISSIONS BY ADMISSION TYPE, BY HEALTH ORGANISATION, 2014 - 2016

Year / Organisation	ADMISSION TYPE Planned - following surgery		Unplanned - following surgery		Planned - other		Unplanned - other		Unknown		Total	
	n	(%)	n	(%)	n	(%)	n	(%)	n	(%)	n	(%)
2014												
A	162	(25.0)	59	(9.1)	47	(7.3)	379	(58.6)	0	(0.0)	**647**	**(3.3)**
B	2	(0.8)	2	(0.8)	11	(4.2)	247	(93.2)	3	(1.1)	**265**	**(1.3)**
C	49	(16.6)	26	(8.8)	4	(1.4)	217	(73.3)	0	(0.0)	**296**	**(1.5)**
D	199	(26.4)	47	(6.2)	40	(5.3)	468	(62.1)	0	(0.0)	**754**	**(3.8)**
E1	179	(19.1)	55	(5.9)	171	(18.2)	534	(56.9)	0	(0.0)	**939**	**(4.7)**
E2	515	(65.0)	16	(2.0)	81	(10.2)	180	(22.7)	0	(0.0)	**792**	**(4.0)**
F	533	(42.4)	28	(2.2)	101	(8.0)	596	(47.4)	0	(0.0)	**1,258**	**(6.4)**
G	0	(0.0)	0	(0.0)	0	(0.0)	12	(100.0)	0	(0.0)	**12**	**(0.1)**
H	130	(24.1)	44	(8.2)	47	(8.7)	318	(59.0)	0	(0.0)	**539**	**(2.7)**
I	401	(50.3)	43	(5.4)	24	(3.0)	330	(41.4)	0	(0.0)	**798**	**(4.0)**
K2	146	(50.9)	7	(2.4)	36	(12.5)	98	(34.1)	0	(0.0)	**287**	**(1.5)**
K3	167	(29.3)	61	(10.7)	14	(2.5)	327	(57.5)	0	(0.0)	**569**	**(2.9)**
L	27	(8.9)	10	(3.3)	18	(5.9)	248	(81.8)	0	(0.0)	**303**	**(1.5)**
M	79	(19.6)	26	(6.4)	6	(1.5)	253	(62.6)	40	(9.9)	**404**	**(2.0)**
N	250	(34.4)	38	(5.2)	11	(1.5)	422	(58.1)	5	(0.7)	**726**	**(3.7)**
O	387	(56.5)	1	(0.1)	55	(8.0)	242	(35.3)	0	(0.0)	**685**	**(3.5)**
P	415	(41.0)	29	(2.9)	15	(1.5)	554	(54.7)	0	(0.0)	**1,013**	**(5.1)**
Q	74	(14.3)	35	(6.8)	29	(5.6)	379	(73.3)	0	(0.0)	**517**	**(2.6)**
R	295	(33.0)	29	(3.2)	35	(3.9)	534	(59.8)	0	(0.0)	**893**	**(4.5)**
S	16	(12.1)	4	(3.0)	2	(1.5)	110	(83.3)	0	(0.0)	**132**	**(0.7)**
T	129	(27.2)	20	(4.2)	2	(0.4)	323	(68.0)	1	(0.2)	**475**	**(2.4)**
U	20	(6.2)	7	(2.2)	3	(0.9)	295	(90.8)	0	(0.0)	**325**	**(1.6)**
V	403	(30.0)	112	(8.3)	48	(3.6)	782	(58.1)	0	(0.0)	**1,345**	**(6.8)**
W	277	(40.1)	37	(5.4)	17	(2.5)	358	(51.9)	1	(0.1)	**690**	**(3.5)**
X	242	(30.1)	21	(2.6)	201	(25.0)	341	(42.4)	0	(0.0)	**805**	**(4.1)**
Y	163	(43.0)	20	(5.3)	3	(0.8)	193	(50.9)	0	(0.0)	**379**	**(1.9)**
Z	46	(10.6)	22	(5.1)	23	(5.3)	338	(78.2)	3	(0.7)	**432**	**(2.2)**
ZA	534	(49.5)	50	(4.6)	20	(1.9)	472	(43.7)	3	(0.3)	**1,079**	**(5.5)**
ZB	139	(27.4)	34	(6.7)	23	(4.5)	311	(61.3)	0	(0.0)	**507**	**(2.6)**
ZC	426	(41.8)	45	(4.4)	155	(15.2)	394	(38.6)	0	(0.0)	**1,020**	**(5.2)**
ZD	113	(23.9)	34	(7.2)	8	(1.7)	318	(67.2)	0	(0.0)	**473**	**(2.4)**
ZE	211	(70.1)	5	(1.7)	47	(15.6)	37	(12.3)	1	(0.3)	**301**	**(1.5)**
ZF	67	(54.9)	3	(2.5)	15	(12.3)	37	(30.3)	0	(0.0)	**122**	**(0.6)**
Total	**6,796**	**(34.4)**	**970**	**(4.9)**	**1,312**	**(6.6)**	**10,647**	**(53.8)**	**57**	**(0.3)**	**19,782**	**(100.0)**
2015												
A	148	(24.0)	41	(6.7)	46	(7.5)	379	(61.5)	2	(0.3)	**616**	**(3.1)**
C	117	(25.1)	26	(5.6)	10	(2.1)	313	(67.2)	0	(0.0)	**466**	**(2.3)**
D	132	(20.5)	68	(10.6)	21	(3.3)	422	(65.6)	0	(0.0)	**643**	**(3.2)**
E1	181	(18.2)	56	(5.6)	191	(19.2)	569	(57.1)	0	(0.0)	**997**	**(5.0)**
E2	542	(66.4)	20	(2.5)	64	(7.8)	190	(23.3)	0	(0.0)	**816**	**(4.1)**
F	478	(40.2)	61	(5.1)	71	(6.0)	580	(48.7)	0	(0.0)	**1,190**	**(6.0)**
G	0	(0.0)	2	(9.1)	0	(0.0)	19	(86.4)	1	(4.5)	**22**	**(0.1)**
H	114	(21.1)	48	(8.9)	48	(8.9)	331	(61.2)	0	(0.0)	**541**	**(2.7)**
I	408	(51.5)	58	(7.3)	15	(1.9)	312	(39.3)	0	(0.0)	**793**	**(4.0)**
K2	136	(52.9)	3	(1.2)	35	(13.6)	83	(32.3)	0	(0.0)	**257**	**(1.3)**
K3	158	(26.4)	77	(12.9)	17	(2.8)	345	(57.7)	1	(0.2)	**598**	**(3.0)**
L	30	(9.3)	8	(2.5)	12	(3.7)	272	(84.2)	1	(0.3)	**323**	**(1.6)**
M	169	(24.6)	41	(6.0)	19	(2.8)	457	(66.6)	0	(0.0)	**686**	**(3.4)**
N	316	(38.3)	29	(3.5)	7	(0.8)	474	(57.4)	0	(0.0)	**826**	**(4.1)**
O	405	(60.5)	4	(0.6)	35	(5.2)	225	(33.6)	0	(0.0)	**669**	**(3.3)**
P	400	(41.4)	42	(4.3)	15	(1.6)	509	(52.7)	0	(0.0)	**966**	**(4.8)**
Q	67	(14.1)	25	(5.3)	22	(4.6)	361	(75.8)	1	(0.2)	**476**	**(2.4)**
R	334	(34.9)	41	(4.3)	20	(2.1)	562	(58.7)	0	(0.0)	**957**	**(4.8)**
S	14	(11.4)	1	(0.8)	5	(4.1)	103	(83.7)	0	(0.0)	**123**	**(0.6)**
T	225	(35.2)	19	(3.0)	11	(1.7)	383	(59.9)	1	(0.2)	**639**	**(3.2)**
U	27	(8.5)	15	(4.7)	4	(1.3)	271	(85.5)	0	(0.0)	**317**	**(1.6)**
V	397	(29.6)	133	(9.9)	32	(2.4)	781	(58.2)	0	(0.0)	**1,343**	**(6.7)**
W	304	(39.9)	41	(5.4)	22	(2.9)	394	(51.8)	0	(0.0)	**761**	**(3.8)**
X	288	(32.0)	27	(3.0)	177	(19.7)	406	(45.2)	1	(0.1)	**899**	**(4.5)**
Y	146	(38.3)	18	(4.7)	6	(1.6)	211	(55.4)	0	(0.0)	**381**	**(1.9)**
Z	47	(10.7)	29	(6.6)	16	(3.6)	349	(79.1)	0	(0.0)	**441**	**(2.2)**
ZA	424	(45.1)	66	(7.0)	18	(1.9)	427	(45.4)	6	(0.6)	**941**	**(4.7)**
ZB	167	(26.5)	46	(7.3)	14	(2.2)	403	(64.0)	0	(0.0)	**630**	**(3.2)**
ZC	367	(39.0)	31	(3.3)	72	(7.6)	472	(50.1)	0	(0.0)	**942**	**(4.7)**
ZD	120	(26.3)	22	(4.8)	10	(2.2)	304	(66.7)	0	(0.0)	**456**	**(2.3)**
ZE	138	(69.3)	2	(1.0)	42	(21.1)	17	(8.5)	0	(0.0)	**199**	**(1.0)**
ZF	36	(50.7)	4	(5.6)	14	(19.7)	15	(21.1)	2	(2.8)	**71**	**(0.4)**
Total	**6,835**	**(34.2)**	**1,104**	**(5.5)**	**1,091**	**(5.5)**	**10,939**	**(54.7)**	**16**	**(0.1)**	**19,985**	**(100.0)**
2016												
A	168	(26.4)	45	(7.1)	57	(9.0)	365	(57.4)	1	(0.2)	**636**	**(3.1)**
C	145	(27.4)	28	(5.3)	10	(1.9)	347	(65.5)	0	(0.0)	**530**	**(2.6)**
D	136	(18.6)	67	(9.2)	9	(1.2)	519	(70.9)	1	(0.1)	**732**	**(3.6)**
E1	214	(21.6)	45	(4.5)	172	(17.4)	560	(56.5)	0	(0.0)	**991**	**(4.9)**
E2	595	(69.5)	14	(1.6)	59	(6.9)	188	(22.0)	0	(0.0)	**856**	**(4.2)**
F	413	(35.8)	53	(4.6)	54	(4.7)	634	(54.9)	0	(0.0)	**1,154**	**(5.7)**
G	0	(0.0)	2	(15.4)	0	(0.0)	11	(84.6)	0	(0.0)	**13**	**(0.1)**
H	139	(24.1)	41	(7.1)	36	(6.3)	360	(62.5)	0	(0.0)	**576**	**(2.8)**

I	358	(47.8)	52	(6.9)	17	(2.3)	322	(43.0)	0	(0.0)	**749**	**(3.7)**
K2	181	(58.2)	13	(4.2)	34	(10.9)	83	(26.7)	0	(0.0)	**311**	**(1.5)**
K3	156	(25.0)	70	(11.2)	21	(3.4)	377	(60.4)	0	(0.0)	**624**	**(3.1)**
L	20	(7.5)	4	(1.5)	12	(4.5)	230	(86.5)	0	(0.0)	**266**	**(1.3)**
M	155	(24.5)	41	(6.5)	30	(4.7)	406	(64.1)	1	(0.2)	**633**	**(3.1)**
N	334	(39.5)	26	(3.1)	19	(2.2)	466	(55.1)	0	(0.0)	**845**	**(4.2)**
O	374	(57.4)	6	(0.9)	38	(5.8)	233	(35.7)	1	(0.2)	**652**	**(3.2)**
P	392	(41.6)	27	(2.9)	19	(2.0)	504	(53.5)	0	(0.0)	**942**	**(4.6)**
Q	189	(26.2)	44	(6.1)	34	(4.7)	452	(62.7)	2	(0.3)	**721**	**(3.5)**
R	327	(37.1)	29	(3.3)	13	(1.5)	513	(58.2)	0	(0.0)	**882**	**(4.3)**
S	18	(11.0)	1	(0.6)	6	(3.7)	138	(84.7)	0	(0.0)	**163**	**(0.8)**
T	164	(27.3)	27	(4.5)	9	(1.5)	399	(66.5)	1	(0.2)	**600**	**(3.0)**
U	22	(6.7)	16	(4.9)	3	(0.9)	288	(87.5)	0	(0.0)	**329**	**(1.6)**
V	454	(32.2)	82	(5.8)	44	(3.1)	829	(58.8)	0	(0.0)	**1,409**	**(6.9)**
W	291	(41.8)	35	(5.0)	10	(1.4)	361	(51.8)	0	(0.0)	**697**	**(3.4)**
X	278	(32.6)	21	(2.5)	124	(14.6)	428	(50.2)	1	(0.1)	**852**	**(4.2)**
Y	129	(25.0)	30	(5.8)	25	(4.9)	331	(64.3)	0	(0.0)	**515**	**(2.5)**
Z	34	(8.9)	31	(8.1)	10	(2.6)	309	(80.5)	0	(0.0)	**384**	**(1.9)**
ZA	439	(45.2)	75	(7.7)	17	(1.7)	440	(45.3)	1	(0.1)	**972**	**(4.8)**
ZB	135	(24.2)	48	(8.6)	16	(2.9)	358	(64.3)	0	(0.0)	**557**	**(2.7)**
ZC	343	(33.3)	42	(4.1)	57	(5.5)	589	(57.1)	0	(0.0)	**1,031**	**(5.1)**
ZD	86	(23.2)	14	(3.8)	20	(5.4)	250	(67.6)	0	(0.0)	**370**	**(1.8)**
ZE	153	(63.2)	2	(0.8)	68	(28.1)	19	(7.9)	0	(0.0)	**242**	**(1.2)**
ZF	44	(50.6)	7	(8.0)	20	(23.0)	15	(17.2)	1	(1.1)	**87**	**(0.4)**
Total	**6,886**	**(33.9)**	**1,038**	**(5.1)**	**1,063**	**(5.2)**	**11,324**	**(55.7)**	**10**	**(0.0)**	**20,321**	**(100.0)**
Grand Total	**20,517**	**(34.1)**	**3,112**	**(5.2)**	**3,466**	**(5.8)**	**32,910**	**(54.8)**	**83**	**(0.1)**	**60,088**	**(100.0)**

Totals may differ from Table 12 as unknown age is not excluded

FIGURE 13 ADMISSIONS BY ADMISSION TYPE, BY HEALTH ORGANISATION, 2014 - 2016

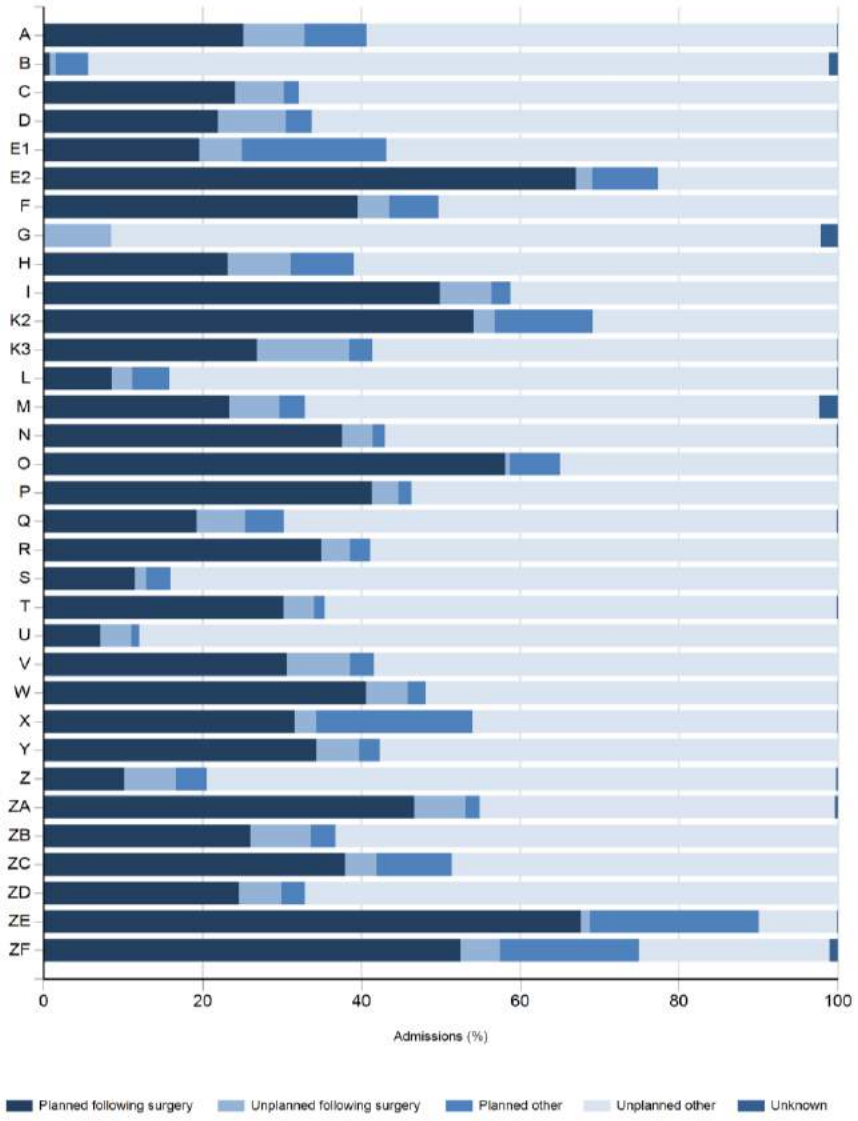

TABLE 14 ADMISSIONS BY SOURCE OF ADMISSION (ADMISSION TYPE UNPLANNED - OTHER), BY HEALTH ORGANISATION, 2014 - 2016

Year / Organisation	ADMISSION SOURCE Same hospital		Other hospital		Clinic		Home		Unknown		Total	
	n	(%)	n	(%)	n	(%)	n	(%)	n	(%)	n	(%)
2014												
A	189	(49.9)	187	(49.3)	1	(0.3)	2	(0.5)	0	(0.0)	**379**	**(3.6)**
B	242	(98.0)	5	(2.0)	0	(0.0)	0	(0.0)	0	(0.0)	**247**	**(2.3)**
C	93	(42.9)	124	(57.1)	0	(0.0)	0	(0.0)	0	(0.0)	**217**	**(2.0)**
D	270	(57.7)	198	(42.3)	0	(0.0)	0	(0.0)	0	(0.0)	**468**	**(4.4)**
E1	133	(24.9)	401	(75.1)	0	(0.0)	0	(0.0)	0	(0.0)	**534**	**(5.0)**
E2	56	(31.1)	117	(65.0)	0	(0.0)	7	(3.9)	0	(0.0)	**180**	**(1.7)**
F	188	(31.5)	408	(68.5)	0	(0.0)	0	(0.0)	0	(0.0)	**596**	**(5.6)**
G	12	(100.0)	0	(0.0)	0	(0.0)	0	(0.0)	0	(0.0)	**12**	**(0.1)**
H	182	(57.2)	123	(38.7)	3	(0.9)	10	(3.1)	0	(0.0)	**318**	**(3.0)**
I	141	(42.7)	189	(57.3)	0	(0.0)	0	(0.0)	0	(0.0)	**330**	**(3.1)**
K2	55	(56.1)	42	(42.9)	1	(1.0)	0	(0.0)	0	(0.0)	**98**	**(0.9)**
K3	161	(49.2)	166	(50.8)	0	(0.0)	0	(0.0)	0	(0.0)	**327**	**(3.1)**
L	67	(27.0)	179	(72.2)	0	(0.0)	1	(0.4)	1	(0.4)	**248**	**(2.3)**
M	171	(67.6)	82	(32.4)	0	(0.0)	0	(0.0)	0	(0.0)	**253**	**(2.4)**
N	227	(53.8)	194	(46.0)	0	(0.0)	1	(0.2)	0	(0.0)	**422**	**(4.0)**
O	61	(25.2)	176	(72.7)	1	(0.4)	4	(1.7)	0	(0.0)	**242**	**(2.3)**
P	250	(45.1)	303	(54.7)	0	(0.0)	1	(0.2)	0	(0.0)	**554**	**(5.2)**
Q	250	(66.0)	127	(33.5)	0	(0.0)	2	(0.5)	0	(0.0)	**379**	**(3.6)**
R	163	(30.5)	371	(69.5)	0	(0.0)	0	(0.0)	0	(0.0)	**534**	**(5.0)**
S	96	(87.3)	14	(12.7)	0	(0.0)	0	(0.0)	0	(0.0)	**110**	**(1.0)**
T	127	(39.3)	196	(60.7)	0	(0.0)	0	(0.0)	0	(0.0)	**323**	**(3.0)**
U	58	(19.7)	237	(80.3)	0	(0.0)	0	(0.0)	0	(0.0)	**295**	**(2.8)**
V	496	(63.4)	285	(36.4)	0	(0.0)	0	(0.0)	1	(0.1)	**782**	**(7.3)**
W	165	(46.1)	193	(53.9)	0	(0.0)	0	(0.0)	0	(0.0)	**358**	**(3.4)**
X	205	(60.1)	134	(39.3)	1	(0.3)	1	(0.3)	0	(0.0)	**341**	**(3.2)**
Y	94	(48.7)	99	(51.3)	0	(0.0)	0	(0.0)	0	(0.0)	**193**	**(1.8)**
Z	215	(63.6)	119	(35.2)	0	(0.0)	4	(1.2)	0	(0.0)	**338**	**(3.2)**
ZA	305	(64.6)	167	(35.4)	0	(0.0)	0	(0.0)	0	(0.0)	**472**	**(4.4)**
ZB	171	(55.0)	139	(44.7)	1	(0.3)	0	(0.0)	0	(0.0)	**311**	**(2.9)**
ZC	281	(71.3)	113	(28.7)	0	(0.0)	0	(0.0)	0	(0.0)	**394**	**(3.7)**
ZD	103	(32.4)	215	(67.6)	0	(0.0)	0	(0.0)	0	(0.0)	**318**	**(3.0)**
ZE	30	(81.1)	5	(13.5)	0	(0.0)	2	(5.4)	0	(0.0)	**37**	**(0.3)**
ZF	31	(83.8)	5	(13.5)	0	(0.0)	1	(2.7)	0	(0.0)	**37**	**(0.3)**
Total	**5,288**	**(49.7)**	**5,313**	**(49.9)**	**8**	**(0.1)**	**36**	**(0.3)**	**2**	**(0.0)**	**10,647**	**(100.0)**
2015												
A	213	(56.2)	164	(43.3)	1	(0.3)	1	(0.3)	0	(0.0)	**379**	**(3.5)**
C	169	(54.0)	144	(46.0)	0	(0.0)	0	(0.0)	0	(0.0)	**313**	**(2.9)**
D	215	(50.9)	207	(49.1)	0	(0.0)	0	(0.0)	0	(0.0)	**422**	**(3.9)**
E1	152	(26.7)	417	(73.3)	0	(0.0)	0	(0.0)	0	(0.0)	**569**	**(5.2)**
E2	52	(27.4)	130	(68.4)	1	(0.5)	7	(3.7)	0	(0.0)	**190**	**(1.7)**
F	198	(34.1)	381	(65.7)	0	(0.0)	0	(0.0)	1	(0.2)	**580**	**(5.3)**
G	19	(100.0)	0	(0.0)	0	(0.0)	0	(0.0)	0	(0.0)	**19**	**(0.2)**
H	184	(55.6)	139	(42.0)	0	(0.0)	7	(2.1)	1	(0.3)	**331**	**(3.0)**
I	157	(50.3)	155	(49.7)	0	(0.0)	0	(0.0)	0	(0.0)	**312**	**(2.9)**
K2	45	(54.2)	38	(45.8)	0	(0.0)	0	(0.0)	0	(0.0)	**83**	**(0.8)**
K3	174	(50.4)	171	(49.6)	0	(0.0)	0	(0.0)	0	(0.0)	**345**	**(3.2)**
L	93	(34.2)	174	(64.0)	0	(0.0)	5	(1.8)	0	(0.0)	**272**	**(2.5)**
M	322	(70.5)	135	(29.5)	0	(0.0)	0	(0.0)	0	(0.0)	**457**	**(4.2)**
N	267	(56.3)	206	(43.5)	1	(0.2)	0	(0.0)	0	(0.0)	**474**	**(4.3)**
O	49	(21.8)	176	(78.2)	0	(0.0)	0	(0.0)	0	(0.0)	**225**	**(2.1)**
P	210	(41.3)	297	(58.3)	0	(0.0)	2	(0.4)	0	(0.0)	**509**	**(4.7)**
Q	207	(57.3)	154	(42.7)	0	(0.0)	0	(0.0)	0	(0.0)	**361**	**(3.3)**
R	185	(32.9)	377	(67.1)	0	(0.0)	0	(0.0)	0	(0.0)	**562**	**(5.1)**
S	86	(83.5)	16	(15.5)	0	(0.0)	1	(1.0)	0	(0.0)	**103**	**(0.9)**
T	144	(37.6)	236	(61.6)	0	(0.0)	3	(0.8)	0	(0.0)	**383**	**(3.5)**
U	62	(22.9)	209	(77.1)	0	(0.0)	0	(0.0)	0	(0.0)	**271**	**(2.5)**
V	536	(68.6)	245	(31.4)	0	(0.0)	0	(0.0)	0	(0.0)	**781**	**(7.1)**
W	174	(44.2)	220	(55.8)	0	(0.0)	0	(0.0)	0	(0.0)	**394**	**(3.6)**
X	284	(70.0)	117	(28.8)	1	(0.2)	4	(1.0)	0	(0.0)	**406**	**(3.7)**
Y	85	(40.3)	126	(59.7)	0	(0.0)	0	(0.0)	0	(0.0)	**211**	**(1.9)**
Z	188	(53.9)	160	(45.8)	0	(0.0)	0	(0.0)	1	(0.3)	**349**	**(3.2)**
ZA	272	(63.7)	155	(36.3)	0	(0.0)	0	(0.0)	0	(0.0)	**427**	**(3.9)**
ZB	180	(44.7)	223	(55.3)	0	(0.0)	0	(0.0)	0	(0.0)	**403**	**(3.7)**

ZC	277	(58.7)	193	(40.9)	2	(0.4)	0	(0.0)	0	(0.0)	**472**	**(4.3)**
ZD	98	(32.2)	206	(67.8)	0	(0.0)	0	(0.0)	0	(0.0)	**304**	**(2.8)**
ZE	15	(88.2)	2	(11.8)	0	(0.0)	0	(0.0)	0	(0.0)	**17**	**(0.2)**
ZF	10	(66.7)	3	(20.0)	0	(0.0)	2	(13.3)	0	(0.0)	**15**	**(0.1)**
Total	**5,322**	**(48.7)**	**5,576**	**(51.0)**	**6**	**(0.1)**	**32**	**(0.3)**	**3**	**(0.0)**	**10,939**	**(100.0)**
2016												
A	197	(54.0)	165	(45.2)	1	(0.3)	2	(0.5)	0	(0.0)	**365**	**(3.2)**
C	186	(53.6)	158	(45.5)	0	(0.0)	3	(0.9)	0	(0.0)	**347**	**(3.1)**
D	273	(52.6)	246	(47.4)	0	(0.0)	0	(0.0)	0	(0.0)	**519**	**(4.6)**
E1	126	(22.5)	432	(77.1)	0	(0.0)	2	(0.4)	0	(0.0)	**560**	**(4.9)**
E2	76	(40.4)	109	(58.0)	1	(0.5)	2	(1.1)	0	(0.0)	**188**	**(1.7)**
F	180	(28.4)	454	(71.6)	0	(0.0)	0	(0.0)	0	(0.0)	**634**	**(5.6)**
G	11	(100.0)	0	(0.0)	0	(0.0)	0	(0.0)	0	(0.0)	**11**	**(0.1)**
H	183	(50.8)	166	(46.1)	0	(0.0)	10	(2.8)	1	(0.3)	**360**	**(3.2)**
I	161	(50.0)	161	(50.0)	0	(0.0)	0	(0.0)	0	(0.0)	**322**	**(2.8)**
K2	51	(61.4)	32	(38.6)	0	(0.0)	0	(0.0)	0	(0.0)	**83**	**(0.7)**
K3	189	(50.1)	188	(49.9)	0	(0.0)	0	(0.0)	0	(0.0)	**377**	**(3.3)**
L	61	(26.5)	168	(73.0)	0	(0.0)	1	(0.4)	0	(0.0)	**230**	**(2.0)**
M	281	(69.2)	124	(30.5)	0	(0.0)	1	(0.2)	0	(0.0)	**406**	**(3.6)**
N	282	(60.5)	183	(39.3)	1	(0.2)	0	(0.0)	0	(0.0)	**466**	**(4.1)**
O	36	(15.5)	197	(84.5)	0	(0.0)	0	(0.0)	0	(0.0)	**233**	**(2.1)**
P	200	(39.7)	297	(58.9)	0	(0.0)	6	(1.2)	1	(0.2)	**504**	**(4.5)**
Q	264	(58.4)	186	(41.2)	1	(0.2)	1	(0.2)	0	(0.0)	**452**	**(4.0)**
R	184	(35.9)	329	(64.1)	0	(0.0)	0	(0.0)	0	(0.0)	**513**	**(4.5)**
S	117	(84.8)	17	(12.3)	0	(0.0)	4	(2.9)	0	(0.0)	**138**	**(1.2)**
T	165	(41.4)	233	(58.4)	0	(0.0)	1	(0.3)	0	(0.0)	**399**	**(3.5)**
U	77	(26.7)	211	(73.3)	0	(0.0)	0	(0.0)	0	(0.0)	**288**	**(2.5)**
V	556	(67.1)	273	(32.9)	0	(0.0)	0	(0.0)	0	(0.0)	**829**	**(7.3)**
W	175	(48.5)	186	(51.5)	0	(0.0)	0	(0.0)	0	(0.0)	**361**	**(3.2)**
X	291	(68.0)	136	(31.8)	0	(0.0)	0	(0.0)	1	(0.2)	**428**	**(3.8)**
Y	214	(64.7)	114	(34.4)	0	(0.0)	3	(0.9)	0	(0.0)	**331**	**(2.9)**
Z	161	(52.1)	148	(47.9)	0	(0.0)	0	(0.0)	0	(0.0)	**309**	**(2.7)**
ZA	293	(66.6)	147	(33.4)	0	(0.0)	0	(0.0)	0	(0.0)	**440**	**(3.9)**
ZB	182	(50.8)	176	(49.2)	0	(0.0)	0	(0.0)	0	(0.0)	**358**	**(3.2)**
ZC	333	(56.5)	255	(43.3)	0	(0.0)	1	(0.2)	0	(0.0)	**589**	**(5.2)**
ZD	94	(37.6)	156	(62.4)	0	(0.0)	0	(0.0)	0	(0.0)	**250**	**(2.2)**
ZE	12	(63.2)	3	(15.8)	2	(10.5)	2	(10.5)	0	(0.0)	**19**	**(0.2)**
ZF	9	(60.0)	3	(20.0)	3	(20.0)	0	(0.0)	0	(0.0)	**15**	**(0.1)**
Total	**5,620**	**(49.6)**	**5,653**	**(49.9)**	**9**	**(0.1)**	**39**	**(0.3)**	**3**	**(0.0)**	**11,324**	**(100.0)**
Grand Total	**16,230**	**(49.3)**	**16,542**	**(50.3)**	**23**	**(0.1)**	**107**	**(0.3)**	**8**	**(0.0)**	**32,910**	**(100.0)**

Totals may differ from Table 12 as unknown age is not excluded

FIGURE 14 ADMISSIONS BY SOURCE OF ADMISSION (ADMISSION TYPE UNPLANNED - OTHER), BY HEALTH ORGANISATION, 2014 - 2016

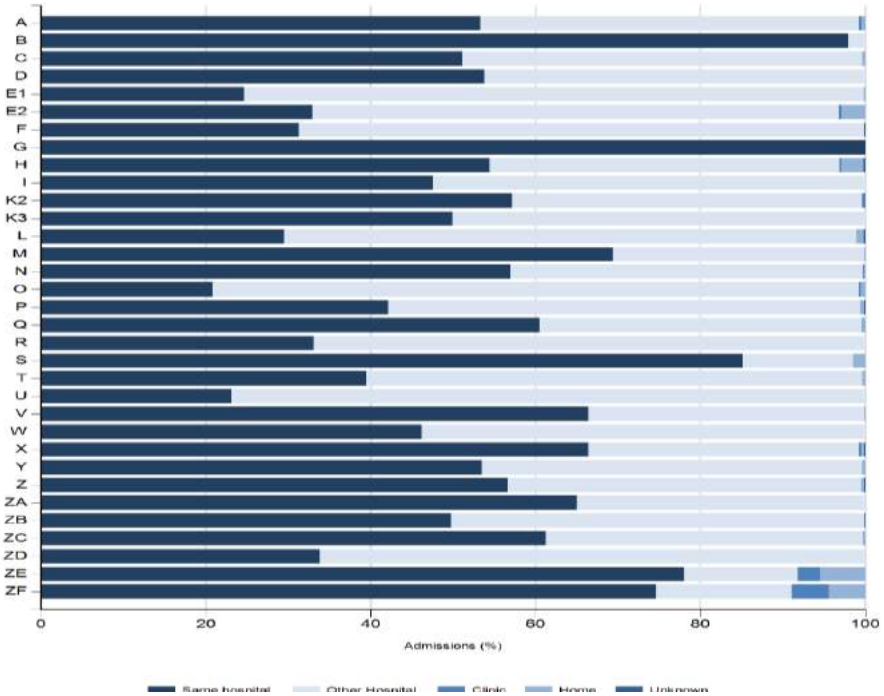

TABLE 15 ADMISSIONS BY CARE AREA ADMITTED FROM (ADMISSION TYPE UNPLANNED -OTHER; ADMITTED FROM HOSPITAL), BY HEALTH ORGANISATION, 2014 - 2016

Year / Organisation	CARE AREA Accident & emergency		HDU (step - up / step - down unit)		ICU / PICU / NICU		Other intermediate care area (not ICU / PICU / NICU)		Recovery only		Theatre and recovery		Ward		X-ray, endoscopy, CT scanner or similar		Unknown		Total	
	n	(%)	n	(%)	n	(%)	n	(%)	n	(%)	n	(%)	n	(%)	n	(%)	n	(%)	n	(%)
2014																				
A	172	(45.7)	8	(2.1)	57	(15.2)	2	(0.5)	0	(0.0)	4	(1.1)	131	(34.8)	0	(0.0)	2	(0.5)	**376**	**(3.5)**
B	185	(74.9)	0	(0.0)	1	(0.4)	0	(0.0)	0	(0.0)	0	(0.0)	61	(24.7)	0	(0.0)	0	(0.0)	**247**	**(2.3)**
C	63	(29.0)	32	(14.7)	33	(15.2)	3	(1.4)	2	(0.9)	61	(28.1)	21	(9.7)	2	(0.9)	0	(0.0)	**217**	**(2.0)**
D	192	(41.0)	89	(19.0)	10	(2.1)	2	(0.4)	1	(0.2)	13	(2.8)	158	(33.8)	3	(0.6)	0	(0.0)	**468**	**(4.4)**
E1	150	(28.1)	26	(4.9)	152	(28.5)	1	(0.2)	1	(0.2)	44	(8.2)	157	(29.4)	3	(0.6)	0	(0.0)	**534**	**(5.0)**
E2	22	(12.7)	20	(11.6)	82	(47.4)	1	(0.6)	0	(0.0)	0	(0.0)	44	(25.4)	2	(1.2)	2	(1.2)	**173**	**(1.6)**
F	179	(30.0)	49	(8.2)	92	(15.4)	7	(1.2)	3	(0.5)	26	(4.4)	228	(38.3)	11	(1.8)	1	(0.2)	**596**	**(5.6)**
G	8	(66.7)	2	(16.7)	0	(0.0)	0	(0.0)	0	(0.0)	1	(8.3)	0	(0.0)	1	(8.3)	0	(0.0)	**12**	**(0.1)**
H	144	(47.2)	4	(1.3)	13	(4.3)	5	(1.6)	0	(0.0)	20	(6.6)	119	(39.0)	0	(0.0)	0	(0.0)	**305**	**(2.9)**
I	93	(28.2)	0	(0.0)	16	(4.8)	0	(0.0)	0	(0.0)	29	(8.8)	177	(53.6)	15	(4.5)	0	(0.0)	**330**	**(3.1)**
K2	3	(3.1)	37	(38.1)	32	(33.0)	4	(4.1)	0	(0.0)	1	(1.0)	17	(17.5)	3	(3.1)	0	(0.0)	**97**	**(0.9)**
K3	119	(36.4)	0	(0.0)	38	(11.6)	2	(0.6)	4	(1.2)	54	(16.5)	107	(32.7)	3	(0.9)	0	(0.0)	**327**	**(3.1)**
L	103	(41.9)	26	(10.6)	17	(6.9)	0	(0.0)	0	(0.0)	2	(0.8)	90	(36.6)	1	(0.4)	7	(2.8)	**246**	**(2.3)**
M	81	(32.0)	56	(22.1)	6	(2.4)	24	(9.5)	5	(2.0)	15	(5.9)	61	(24.1)	4	(1.6)	1	(0.4)	**253**	**(2.4)**
N	184	(43.7)	10	(2.4)	24	(5.7)	5	(1.2)	12	(2.9)	31	(7.4)	128	(30.4)	1	(0.2)	26	(6.2)	**421**	**(4.0)**
O	43	(18.1)	2	(0.8)	72	(30.4)	42	(17.7)	1	(0.4)	6	(2.5)	68	(28.7)	3	(1.3)	0	(0.0)	**237**	**(2.2)**
P	154	(27.8)	78	(14.1)	116	(21.0)	0	(0.0)	2	(0.4)	16	(2.9)	178	(32.2)	9	(1.6)	0	(0.0)	**553**	**(5.2)**
Q	136	(36.1)	68	(18.0)	12	(3.2)	15	(4.0)	1	(0.3)	24	(6.4)	120	(31.8)	1	(0.3)	0	(0.0)	**377**	**(3.6)**
R	114	(21.3)	80	(15.0)	122	(22.8)	8	(1.5)	7	(1.3)	70	(13.1)	125	(23.4)	7	(1.3)	1	(0.2)	**534**	**(5.0)**
S	38	(34.5)	7	(6.4)	0	(0.0)	11	(10.0)	0	(0.0)	8	(7.3)	46	(41.8)	0	(0.0)	0	(0.0)	**110**	**(1.0)**
T	159	(49.2)	17	(5.3)	11	(3.4)	1	(0.3)	0	(0.0)	6	(1.9)	128	(39.6)	0	(0.0)	1	(0.3)	**323**	**(3.0)**
U	174	(59.0)	14	(4.7)	5	(1.7)	0	(0.0)	0	(0.0)	7	(2.4)	95	(32.2)	0	(0.0)	0	(0.0)	**295**	**(2.8)**
V	200	(25.6)	7	(0.9)	122	(15.6)	0	(0.0)	0	(0.0)	41	(5.2)	337	(43.1)	0	(0.0)	74	(9.5)	**781**	**(7.4)**
W	91	(25.4)	60	(16.8)	88	(24.6)	5	(1.4)	0	(0.0)	27	(7.5)	76	(21.2)	1	(0.3)	10	(2.8)	**358**	**(3.4)**
X	109	(32.2)	32	(9.4)	79	(23.3)	23	(6.8)	3	(0.9)	7	(2.1)	81	(23.9)	5	(1.5)	0	(0.0)	**339**	**(3.2)**
Y	51	(26.4)	43	(22.3)	25	(13.0)	4	(2.1)	1	(0.5)	20	(10.4)	47	(24.4)	2	(1.0)	0	(0.0)	**193**	**(1.8)**
Z	176	(52.7)	0	(0.0)	13	(3.9)	1	(0.3)	2	(0.6)	13	(3.9)	122	(36.5)	1	(0.3)	6	(1.8)	**334**	**(3.2)**
ZA	219	(46.4)	1	(0.2)	30	(6.4)	71	(15.0)	1	(0.2)	7	(1.5)	135	(28.6)	3	(0.6)	5	(1.1)	**472**	**(4.5)**
ZB	123	(39.7)	1	(0.3)	17	(5.5)	2	(0.6)	1	(0.3)	45	(14.5)	120	(38.7)	1	(0.3)	0	(0.0)	**310**	**(2.9)**
ZC	104	(26.4)	5	(1.3)	70	(17.8)	7	(1.8)	1	(0.3)	5	(1.3)	190	(48.2)	10	(2.5)	2	(0.5)	**394**	**(3.7)**
ZD	116	(36.5)	13	(4.1)	87	(27.4)	6	(1.9)	1	(0.3)	7	(2.2)	81	(25.5)	7	(2.2)	0	(0.0)	**318**	**(3.0)**
ZE	0	(0.0)	1	(2.9)	4	(11.4)	1	(2.9)	1	(2.9)	1	(2.9)	27	(77.1)	0	(0.0)	0	(0.0)	**35**	**(0.3)**
ZF	1	(2.8)	0	(0.0)	4	(11.1)	5	(13.9)	0	(0.0)	3	(8.3)	23	(63.9)	0	(0.0)	0	(0.0)	**36**	**(0.3)**
Total	**3,706**	**(35.0)**	**788**	**(7.4)**	**1,450**	**(13.7)**	**258**	**(2.4)**	**50**	**(0.5)**	**614**	**(5.8)**	**3,498**	**(33.0)**	**99**	**(0.9)**	**138**	**(1.3)**	**10,601**	**(100.0)**
2015																				
A	193	(51.2)	4	(1.1)	27	(7.2)	2	(0.5)	0	(0.0)	15	(4.0)	134	(35.5)	0	(0.0)	2	(0.5)	**377**	**(3.5)**
C	104	(33.2)	24	(7.7)	25	(8.0)	2	(0.6)	6	(1.9)	70	(22.4)	80	(25.6)	2	(0.6)	0	(0.0)	**313**	**(2.9)**
D	176	(41.7)	86	(20.4)	14	(3.3)	0	(0.0)	2	(0.5)	15	(3.6)	120	(28.4)	0	(0.0)	9	(2.1)	**422**	**(3.9)**
E1	148	(26.0)	20	(3.5)	173	(30.4)	0	(0.0)	2	(0.4)	0	(0.0)	224	(39.4)	0	(0.0)	2	(0.4)	**569**	**(5.2)**
E2	14	(7.7)	27	(14.8)	101	(55.5)	1	(0.5)	0	(0.0)	0	(0.0)	37	(20.3)	0	(0.0)	2	(1.1)	**182**	**(1.7)**
F	145	(25.0)	51	(8.8)	57	(9.8)	3	(0.5)	2	(0.3)	95	(16.4)	218	(37.7)	7	(1.2)	1	(0.2)	**579**	**(5.3)**
G	8	(42.1)	2	(10.5)	0	(0.0)	0	(0.0)	0	(0.0)	5	(26.3)	4	(21.1)	0	(0.0)	0	(0.0)	**19**	**(0.2)**
H	168	(52.0)	5	(1.5)	14	(4.3)	10	(3.1)	2	(0.6)	21	(6.5)	103	(31.9)	0	(0.0)	0	(0.0)	**323**	**(3.0)**
I	115	(36.9)	26	(8.3)	15	(4.8)	0	(0.0)	1	(0.3)	27	(8.7)	119	(38.1)	9	(2.9)	0	(0.0)	**312**	**(2.9)**
K2	10	(12.0)	32	(38.6)	25	(30.1)	0	(0.0)	0	(0.0)	2	(2.4)	13	(15.7)	1	(1.2)	0	(0.0)	**83**	**(0.8)**
K3	118	(34.2)	1	(0.3)	56	(16.2)	2	(0.6)	6	(1.7)	43	(12.5)	116	(33.6)	3	(0.9)	0	(0.0)	**345**	**(3.2)**
L	127	(47.6)	28	(10.5)	15	(5.6)	4	(1.5)	0	(0.0)	7	(2.6)	78	(29.2)	1	(0.4)	7	(2.6)	**267**	**(2.4)**
M	235	(51.4)	5	(1.1)	12	(2.6)	1	(0.2)	9	(2.0)	10	(2.2)	181	(39.6)	4	(0.9)	0	(0.0)	**457**	**(4.2)**
N	197	(41.6)	9	(1.9)	11	(2.3)	1	(0.2)	18	(3.8)	11	(2.3)	201	(42.5)	0	(0.0)	25	(5.3)	**473**	**(4.3)**
O	23	(10.2)	0	(0.0)	37	(16.4)	100	(44.4)	0	(0.0)	4	(1.8)	56	(24.9)	3	(1.3)	2	(0.9)	**225**	**(2.1)**
P	126	(24.9)	109	(21.5)	116	(22.9)	1	(0.2)	1	(0.2)	11	(2.2)	136	(26.8)	7	(1.4)	0	(0.0)	**507**	**(4.7)**
Q	128	(35.5)	50	(13.9)	17	(4.7)	15	(4.2)	0	(0.0)	31	(8.6)	104	(28.8)	9	(2.5)	7	(1.9)	**361**	**(3.3)**
R	125	(22.2)	74	(13.2)	141	(25.1)	3	(0.5)	3	(0.5)	78	(13.9)	127	(22.6)	10	(1.8)	1	(0.2)	**562**	**(5.2)**
S	30	(29.4)	11	(10.8)	4	(3.9)	16	(15.7)	0	(0.0)	8	(7.8)	29	(28.4)	3	(2.9)	1	(1.0)	**102**	**(0.9)**
T	183	(48.2)	13	(3.4)	11	(2.9)	0	(0.0)	46	(12.1)	7	(1.8)	119	(31.3)	0	(0.0)	1	(0.3)	**380**	**(3.5)**
U	150	(55.4)	5	(1.8)	2	(0.7)	0	(0.0)	1	(0.4)	11	(4.1)	100	(36.9)	1	(0.4)	1	(0.4)	**271**	**(2.5)**
V	207	(26.5)	32	(4.1)	76	(9.7)	0	(0.0)	0	(0.0)	42	(5.4)	333	(42.6)	0	(0.0)	91	(11.7)	**781**	**(7.2)**
W	106	(26.9)	23	(5.8)	128	(32.5)	1	(0.3)	1	(0.3)	34	(8.6)	88	(22.3)	0	(0.0)	13	(3.3)	**394**	**(3.6)**
X	139	(34.7)	49	(12.2)	78	(19.5)	23	(5.7)	4	(1.0)	9	(2.2)	92	(22.9)	3	(0.7)	4	(1.0)	**401**	**(3.7)**
Y	77	(36.5)	36	(17.1)	29	(13.7)	1	(0.5)	0	(0.0)	19	(9.0)	46	(21.8)	3	(1.4)	0	(0.0)	**211**	**(1.9)**
Z	191	(54.9)	0	(0.0)	12	(3.4)	0	(0.0)	0	(0.0)	11	(3.2)	130	(37.4)	0	(0.0)	4	(1.1)	**348**	**(3.2)**
ZA	171	(40.0)	2	(0.5)	24	(5.6)	73	(17.1)	1	(0.2)	11	(2.6)	141	(33.0)	4	(0.9)	0	(0.0)	**427**	**(3.9)**
ZB	142	(35.2)	0	(0.0)	18	(4.5)	1	(0.2)	1	(0.2)	104	(25.8)	134	(33.3)	1	(0.2)	2	(0.5)	**403**	**(3.7)**
ZC	116	(24.7)	6	(1.3)	115	(24.5)	13	(2.8)	0	(0.0)	10	(2.1)	205	(43.6)	5	(1.1)	0	(0.0)	**470**	**(4.3)**
ZD	89	(29.3)	20	(6.6)	87	(28.6)	9	(3.0)	9	(3.0)	12	(3.9)	77	(25.3)	1	(0.3)	0	(0.0)	**304**	**(2.8)**
ZE	0	(0.0)	0	(0.0)	1	(5.9)	1	(5.9)	1	(5.9)	0	(0.0)	14	(82.4)	0	(0.0)	0	(0.0)	**17**	**(0.2)**
ZF	1	(7.7)	0	(0.0)	0	(0.0)	1	(7.7)	0	(0.0)	0	(0.0)	8	(61.5)	1	(7.7)	2	(15.4)	**13**	**(0.1)**
Total	**3,762**	**(34.5)**	**750**	**(6.9)**	**1,441**	**(13.2)**	**284**	**(2.6)**	**116**	**(1.1)**	**723**	**(6.6)**	**3,567**	**(32.7)**	**78**	**(0.7)**	**177**	**(1.6)**	**10,898**	**(100.0)**
2016																				
A	145	(40.1)	4	(1.1)	45	(12.4)	3	(0.8)	2	(0.6)	17	(4.7)	130	(35.9)	1	(0.3)	15	(4.1)	**362**	**(3.2)**
C	111	(32.3)	36	(10.5)	25	(7.3)	4	(1.2)	3	(0.9)	29	(8.4)	132	(38.4)	4	(1.2)	0	(0.0)	**344**	**(3.1)**
D	208	(40.1)	81	(15.6)	13	(2.5)	2	(0.4)	2	(0.4)	22	(4.2)	188	(36.2)	0	(0.0)	3	(0.6)	**519**	**(4.6)**
E1	156	(28.0)	24	(4.3)	160	(28.7)	1	(0.2)	3	(0.5)	1	(0.2)	210	(37.6)	0	(0.0)	3	(0.5)	**558**	**(4.9)**
E2	21	(11.4)	22	(11.9)	69	(37.3)	1	(0.5)	0	(0.0)	1	(0.5)	64	(34.6)	0	(0.0)	7	(3.8)	**185**	**(1.6)**
F	167	(26.3)	53	(8.4)	61	(9.6)	4	(0.6)	2	(0.3)	138	(21.8)	201	(31.7)	7	(1.1)	1	(0.2)	**634**	**(5.6)**
G	3	(27.3)	0	(0.0)	0	(0.0)	1	(9.1)	0	(0.0)	4	(36.4)	3	(27.3)	0	(0.0)	0	(0.0)	**11**	**(0.1)**
H	161	(46.1)	6	(1.7)	24	(6.9)	1	(0.3)	2	(0.6)	23	(6.6)	131	(37.5)	1	(0.3)	0	(0.0)	**349**	**(3.1)**
I	114	(35.4)	51	(15.8)	18	(5.6)	0	(0.0)	0	(0.0)	19	(5.9)	111	(34.5)	9	(2.8)	0	(0.0)	**322**	**(2.9)**
K2	6	(7.2)	36	(43.4)	22	(26.5)	3	(3.6)	0	(0.0)	1	(1.2)	10	(12.0)	5	(6.0)	0	(0.0)	**83**	**(0.7)**
K3	145	(38.5)	1	(0.3)	39	(10.3)	4	(1.1)	1	(0.3)	56	(14.9)	128	(34.0)	1	(0.3)	2	(0.5)	**377**	**(3.3)**
L	101	(44.1)	35	(15.3)	6	(2.6)	11	(4.8)	1	(0.4)	11	(4.8)	51	(22.3)	2	(0.9)	11	(4.8)	**229**	**(2.0)**
M	174	(43.0)	6	(1.5)	9	(2.2)	8	(2.0)	6	(1.5)	14	(3.5)	187	(46.2)	1	(0.2)	0	(0.0)	**405**	**(3.6)**
N	206	(44.3)	17	(3.7)	11	(2.4)	2	(0.4)	1	(0.2)	48	(10.3)	158	(34.0)	1	(0.2)	21	(4.5)	**465**	**(4.1)**
O	12	(5.2)	1	(0.4)	15	(6.4)	167	(71.7)	1	(0.4)	2	(0.9)	30	(12.9)	4	(1.7)	1	(0.4)	**233**	**(2.1)**
P	110	(22.1)	107	(21.5)	109	(21.9)	0	(0.0)	0	(0.0)	14	(2.8)	149	(30.0)	7	(1.4)	1	(0.2)	**497**	**(4.4)**
Q	189	(42.0)	17	(3.8)	11	(2.4)	18	(4.0)	1	(0.2)	33	(7.3)	152	(33.8)	9	(2.0)	20	(4.4)	**450**	**(4.0)**
R	113	(22.0)	95	(18.5)	103	(20.1)	3	(0.6)	3	(0.6)	57	(11.1)	133	(25.9)	5	(1.0)	1	(0.2)	**513**	**(4.6)**
S	51	(38.1)	1	(0.7)	4	(3.0)	19	(14.2)	0	(0.0)	8	(6.0)	50	(37.3)	0	(0.0)	1	(0.7)	**134**	**(1.2)**
T	236	(59.3)	17	(4.3)	7	(1.8)	1	(0.3)	6	(1.5)	5	(1.3)	126	(31.7)	0	(0.0)	0	(0.0)	**398**	**(3.5)**
U	169	(58.7)	8	(2.8)	7	(2.4)	1	(0.3)	3	(1.0)	10	(3.5)	89	(30.9)	1	(0.3)	0	(0.0)	**288**	**(2.6)**
V	204	(24.6)	26	(3.1)	78	(9.4)	0	(0.0)	0	(0.0)	51	(6.2)	352	(42.5)	0	(0.0)	118	(14.2)	**829**	**(7.4)**
W	106	(29.4)	34	(9.4)	96	(26.6)	0	(0.0)	1	(0.3)	19	(5.3)	99	(27.4)	1	(0.3)	5	(1.4)	**361**	**(3.2)**
X	165	(38.6)	35	(8.2)	83	(19.4)	26	(6.1)	2	(0.5)	7	(1.6)	105	(24.6)	3	(0.7)	1	(0.2)	**427**	**(3.8)**
Y	146	(44.5)	27	(8.2)	27	(8.2)	6	(1.8)	0	(0.0)	13	(4.0)	106	(32.3)	1	(0.3)	2	(0.6)	**328**	**(2.9)**
Z	170	(55.0)	3	(1.0)	5	(1.6)	0	(0.0)	2	(0.6)	13	(4.2)	113	(36.6)	0	(0.0)	3	(1.0)	**309**	**(2.7)**
ZA	155	(35.2)	5	(1.1)	32	(7.3)	48	(10.9)	0	(0.0)	15	(3.4)	170	(38.6)	14	(3.2)	1	(0.2)	**440**	**(3.9)**
ZB	118	(33.0)	0	(0.0)	10	(2.8)	1	(0.3)	6	(1.7)	93	(26.0)	129	(36.0)	0	(0.0)	1	(0.3)	**358**	**(3.2)**
ZC	168	(28.6)	12	(2.0)	127	(21.6)	17	(2.9)	3	(0.5)	17	(2.9)	235	(40.0)	5	(0.9)	4	(0.7)	**588**	**(5.2)**
ZD	90	(36.0)	12	(4.8)	50	(20.0)	15	(6.0)	5	(2.0)	8	(3.2)	66	(26.4)	4	(1.6)	0	(0.0)	**250**	**(2.2)**
ZE	1	(6.7)	0	(0.0)	1	(6.7)	2	(13.3)	0	(0.0)	0	(0.0)	11	(73.3)	0	(0.0)	0	(0.0)	**15**	**(0.1)**
ZF	1	(8.3)	0	(0.0)	0	(0.0)	0	(0.0)	0	(0.0)	0	(0.0)	10	(83.3)	0	(0.0)	1	(8.3)	**12**	**(0.1)**
Total	**3,922**	**(34.8)**	**772**	**(6.8)**	**1,267**	**(11.2)**	**369**	**(3.3)**	**56**	**(0.5)**	**749**	**(6.6)**	**3,829**	**(34.0)**	**86**	**(0.8)**	**223**	**(2.0)**	**11,273**	**(100.0)**
Grand Total	**11,390**	**(34.8)**	**2,310**	**(7.0)**	**4,158**	**(12.7)**	**911**	**(2.8)**	**222**	**(0.7)**	**2,086**	**(6.4)**	**10,894**	**(33.2)**	**263**	**(0.8)**	**538**	**(1.6)**	**32,772**	**(100.0)**

Totals may differ from Table 12 as unknown age is not excluded

FIGURE 15 ADMISSIONS BY CARE AREA ADMITTED FROM (ADMISSION TYPE UNPLANNED -OTHER; ADMITTED FROM HOSPITAL), BY HEALTH ORGANISATION, 2014 - 2016

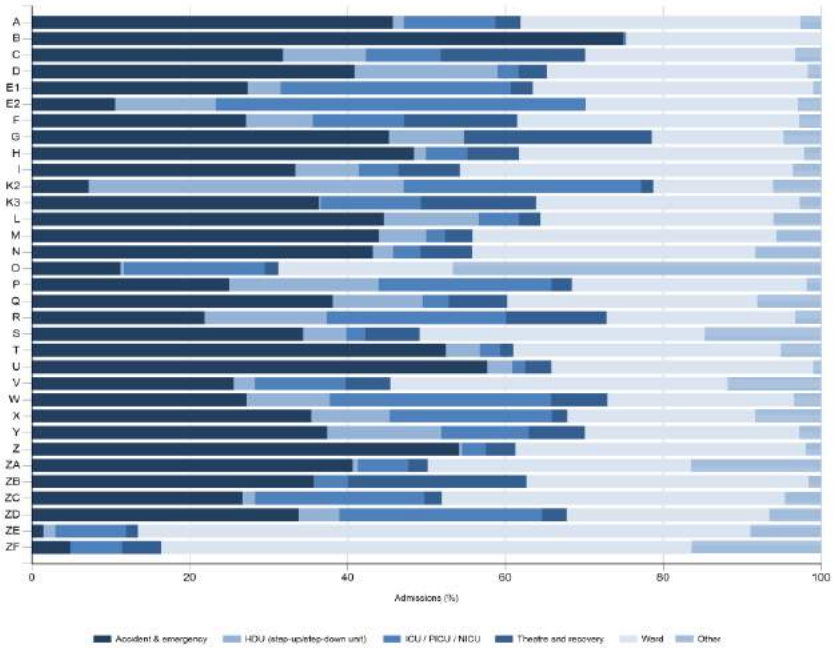

TABLE 16 ADMISSIONS BY PRIMARY DIAGNOSTIC GROUP AND AGE, 2014 - 2016

Diagnostic Group	AGE GROUP (YEARS) <1		1-4		5-10		11-15		Total	
	n	(%)	n	(%)	n	(%)	n	(%)	n	(%)
Blood / lymphatic	108	(19.5)	174	(31.4)	145	(26.2)	127	(22.9)	554	(0.9)
Body wall and cavities	846	(82.5)	119	(11.6)	36	(3.5)	24	(2.3)	1,025	(1.7)
Cardiovascular	10,273	(60.8)	3,535	(20.9)	1,799	(10.7)	1,277	(7.6)	16,884	(28.1)
Endocrine / metabolic	548	(32.3)	490	(28.9)	322	(19.0)	338	(19.9)	1,698	(2.8)
Gastrointestinal	2,065	(57.3)	725	(20.1)	455	(12.6)	359	(10.0)	3,604	(6.0)
Infection	1,483	(47.7)	852	(27.4)	440	(14.2)	333	(10.7)	3,108	(5.2)
Multisystem	82	(47.4)	61	(35.3)	20	(11.6)	10	(5.8)	173	(0.3)
Musculoskeletal	174	(6.7)	451	(17.4)	482	(18.6)	1,485	(57.3)	2,592	(4.3)
Neurological	1,547	(24.2)	2,306	(36.0)	1,527	(23.9)	1,020	(15.9)	6,400	(10.7)
Oncology	277	(13.6)	745	(36.4)	631	(30.9)	391	(19.1)	2,044	(3.4)
Respiratory	8,747	(49.8)	5,308	(30.2)	2,233	(12.7)	1,281	(7.3)	17,569	(29.2)
Trauma	117	(9.2)	393	(30.8)	353	(27.6)	414	(32.4)	1,277	(2.1)
Other	1,047	(35.1)	843	(28.3)	506	(17.0)	583	(19.6)	2,979	(5.0)
Unknown	70	(40.0)	56	(32.0)	24	(13.7)	25	(14.3)	175	(0.3)
Total	27,384	(45.6)	16,058	(26.7)	8,973	(14.9)	7,667	(12.8)	60,082	(100.0)

Children with unknown age are excluded from this table

FIGURE 16 ADMISSIONS BY PRIMARY DIAGNOSTIC GROUP, 2014 - 2016

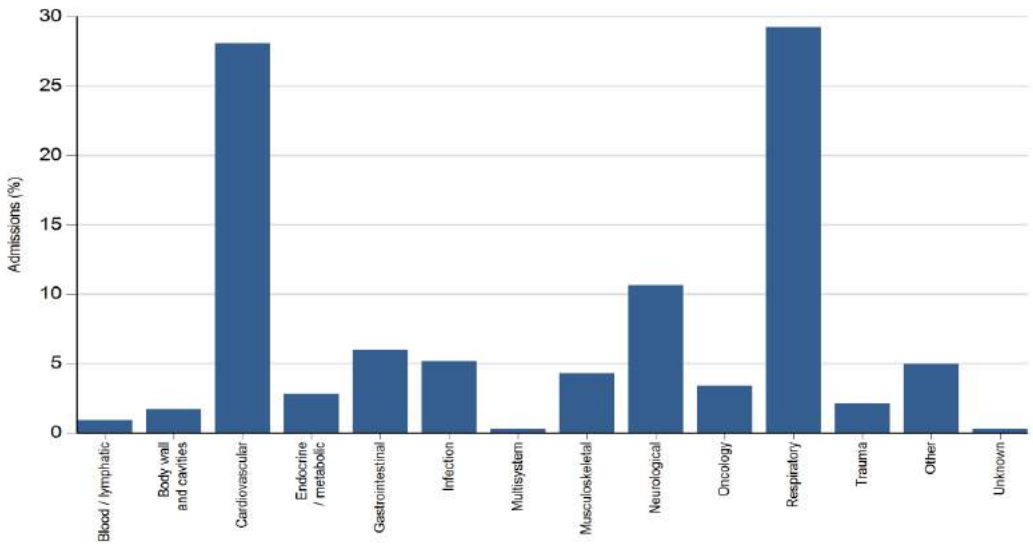

TABLE 17 ADMISSIONS BY PRIMARY DIAGNOSTIC GROUP AND AGE (16+ YEARS), 2014 - 2016

Diagnostic Group	AGE GROUP (YEARS) 16		17-20		21-25		26+		Total	
	n	(%)	n	(%)	n	(%)	n	(%)	n	(%)
Blood / lymphatic	17	(89.5)	2	(10.5)	0	(0.0)	0	(0.0)	19	(1.4)
Body wall and cavities	4	(50.0)	2	(25.0)	1	(12.5)	1	(12.5)	8	(0.6)
Cardiovascular	149	(59.8)	98	(39.4)	2	(0.8)	0	(0.0)	249	(18.0)
Endocrine / metabolic	44	(68.8)	20	(31.3)	0	(0.0)	0	(0.0)	64	(4.6)
Gastrointestinal	48	(71.6)	18	(26.9)	1	(1.5)	0	(0.0)	67	(4.8)
Infection	25	(49.0)	25	(49.0)	1	(2.0)	0	(0.0)	51	(3.7)
Multisystem	2	(50.0)	2	(50.0)	0	(0.0)	0	(0.0)	4	(0.3)
Musculoskeletal	196	(53.7)	166	(45.5)	3	(0.8)	0	(0.0)	365	(26.3)
Neurological	69	(53.9)	56	(43.8)	3	(2.3)	0	(0.0)	128	(9.2)
Oncology	39	(54.2)	33	(45.8)	0	(0.0)	0	(0.0)	72	(5.2)
Respiratory	121	(55.8)	95	(43.8)	1	(0.5)	0	(0.0)	217	(15.7)
Trauma	34	(81.0)	8	(19.0)	0	(0.0)	0	(0.0)	42	(3.0)
Other	59	(62.1)	36	(37.9)	0	(0.0)	0	(0.0)	95	(6.9)
Unknown	5	(100.0)	0	(0.0)	0	(0.0)	0	(0.0)	5	(0.4)
Total	812	(58.6)	561	(40.5)	12	(0.9)	1	(0.1)	1,386	(100.0)

Children with unknown age are excluded from this table

FIGURE 17 ADMISSIONS BY PRIMARY DIAGNOSTIC GROUP AND AGE (16+ YEARS), 2014 - 2016

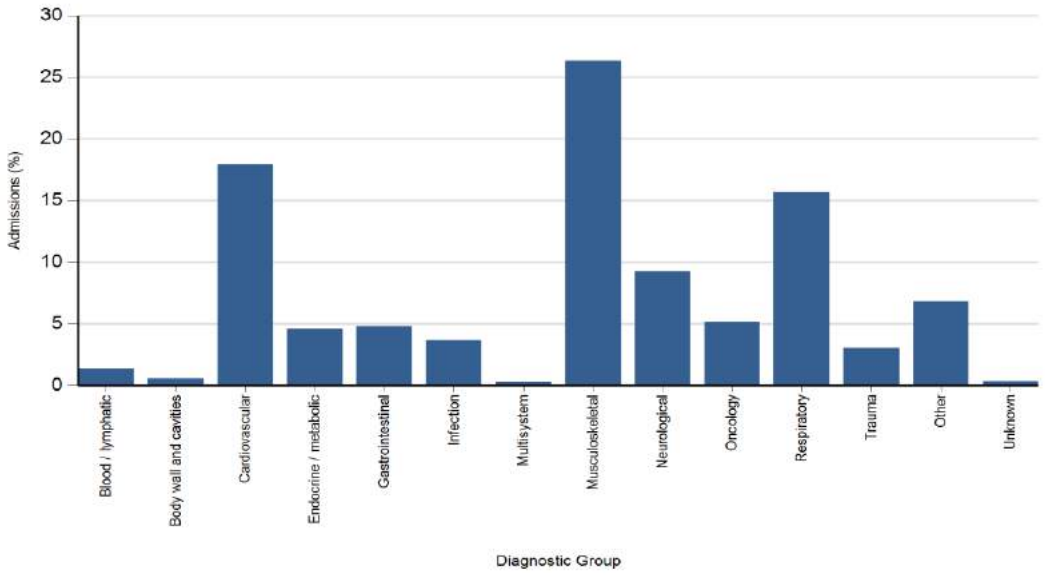

TABLE 18 ADMISSIONS BY PRIMARY DIAGNOSTIC GROUP BY HEALTH ORGANISATION, 2014 - 2016

Year / Organisation	DIAGNOSTIC GROUP																													
	Blood / lymphatic		Body wall and cavities		Cardio - vascular		Endocrine / metabolic		Gastro - intestinal		Infection		Multi- system		Musculo - skeletal		Neuro -logical		Oncology		Respiratory		Trauma		Other*		Unknown		Total	
	n	(%)	n	(%)	n	(%)	n	(%)	n	(%)	n	(%)	n	(%)	n	(%)	n	(%)	n	(%)	n	(%)	n	(%)	n	(%)	n	(%)	n	(%)
2014																														
A	3	(0.5)	8	(1.2)	19	(2.9)	11	(1.7)	33	(5.1)	29	(4.5)	0	(0.0)	34	(5.3)	92	(14.2)	53	(8.2)	238	(36.8)	24	(3.7)	103	(15.9)	0	(0.0)	**647**	**(3.3)**
B	0	(0.0)	0	(0.0)	2	(0.8)	12	(4.5)	2	(0.8)	19	(7.2)	1	(0.4)	5	(1.9)	6	(2.3)	0	(0.0)	217	(81.9)	0	(0.0)	1	(0.4)	0	(0.0)	**265**	**(1.3)**
C	3	(1.0)	1	(0.3)	18	(6.1)	4	(1.4)	13	(4.4)	18	(6.1)	0	(0.0)	21	(7.1)	49	(16.6)	9	(3.0)	130	(43.9)	13	(4.4)	17	(5.7)	0	(0.0)	**296**	**(1.5)**
D	12	(1.6)	15	(2.0)	38	(5.0)	43	(5.7)	81	(10.7)	57	(7.6)	1	(0.1)	36	(4.8)	104	(13.8)	29	(3.8)	272	(36.1)	15	(2.0)	50	(6.6)	1	(0.1)	**754**	**(3.8)**
E1	8	(0.9)	46	(4.9)	63	(6.7)	47	(5.0)	106	(11.3)	27	(2.9)	6	(0.6)	42	(4.5)	143	(15.2)	54	(5.8)	296	(31.5)	17	(1.8)	84	(8.9)	0	(0.0)	**939**	**(4.7)**
E2	1	(0.1)	5	(0.6)	676	(85.4)	1	(0.1)	2	(0.3)	3	(0.4)	0	(0.0)	4	(0.5)	3	(0.4)	2	(0.3)	92	(11.6)	0	(0.0)	3	(0.4)	0	(0.0)	**792**	**(4.0)**
F	6	(0.5)	4	(0.3)	576	(45.8)	19	(1.5)	37	(2.9)	58	(4.6)	0	(0.0)	71	(5.6)	86	(6.8)	2	(0.2)	344	(27.3)	3	(0.2)	44	(3.5)	8	(0.6)	**1,258**	**(6.4)**
G	0	(0.0)	0	(0.0)	0	(0.0)	1	(8.3)	1	(8.3)	0	(0.0)	0	(0.0)	0	(0.0)	6	(50.0)	0	(0.0)	0	(0.0)	2	(16.7)	2	(16.7)	0	(0.0)	**12**	**(0.1)**
H	10	(1.9)	5	(0.9)	11	(2.0)	29	(5.4)	84	(15.6)	33	(6.1)	0	(0.0)	7	(1.3)	117	(21.7)	48	(8.9)	156	(28.9)	26	(4.8)	12	(2.2)	1	(0.2)	**539**	**(2.7)**
I	9	(1.1)	9	(1.1)	390	(48.9)	15	(1.9)	33	(4.1)	33	(4.1)	1	(0.1)	4	(0.5)	64	(8.0)	13	(1.6)	184	(23.1)	12	(1.5)	28	(3.5)	3	(0.4)	**798**	**(4.0)**
K2	2	(0.7)	5	(1.7)	225	(78.4)	4	(1.4)	2	(0.7)	9	(3.1)	0	(0.0)	0	(0.0)	3	(1.0)	4	(1.4)	31	(10.8)	1	(0.3)	1	(0.3)	0	(0.0)	**287**	**(1.5)**
K3	7	(1.2)	25	(4.4)	23	(4.0)	6	(1.1)	73	(12.8)	32	(5.6)	2	(0.4)	7	(1.2)	108	(19.0)	44	(7.7)	181	(31.8)	24	(4.2)	37	(6.5)	0	(0.0)	**569**	**(2.9)**
L	3	(1.0)	1	(0.3)	16	(5.3)	8	(2.6)	7	(2.3)	27	(8.9)	2	(0.7)	25	(8.3)	38	(12.5)	2	(0.7)	156	(51.5)	4	(1.3)	14	(4.6)	0	(0.0)	**303**	**(1.5)**
M	5	(1.2)	1	(0.2)	9	(2.2)	11	(2.7)	13	(3.2)	50	(12.4)	2	(0.5)	35	(8.7)	83	(20.5)	15	(3.7)	120	(29.7)	14	(3.5)	38	(9.4)	8	(2.0)	**404**	**(2.0)**
N	1	(0.1)	8	(1.1)	28	(3.9)	28	(3.9)	29	(4.0)	43	(5.9)	3	(0.4)	125	(17.2)	105	(14.5)	37	(5.1)	236	(32.5)	21	(2.9)	62	(8.5)	0	(0.0)	**726**	**(3.7)**
O	0	(0.0)	3	(0.4)	584	(85.3)	0	(0.0)	6	(0.9)	6	(0.9)	0	(0.0)	4	(0.6)	0	(0.0)	4	(0.6)	65	(9.5)	0	(0.0)	13	(1.9)	0	(0.0)	**685**	**(3.5)**
P	6	(0.6)	29	(2.9)	439	(43.3)	14	(1.4)	61	(6.0)	65	(6.4)	2	(0.2)	11	(1.1)	70	(6.9)	16	(1.6)	247	(24.4)	25	(2.5)	28	(2.8)	0	(0.0)	**1,013**	**(5.1)**
Q	2	(0.4)	13	(2.5)	20	(3.9)	28	(5.4)	31	(6.0)	28	(5.4)	0	(0.0)	16	(3.1)	76	(14.7)	5	(1.0)	274	(53.0)	8	(1.5)	16	(3.1)	0	(0.0)	**517**	**(2.6)**
R	8	(0.9)	16	(1.8)	289	(32.4)	22	(2.5)	84	(9.4)	44	(4.9)	1	(0.1)	29	(3.2)	113	(12.7)	22	(2.5)	222	(24.9)	12	(1.3)	31	(3.5)	0	(0.0)	**893**	**(4.5)**
S	0	(0.0)	0	(0.0)	4	(3.0)	9	(6.8)	0	(0.0)	2	(1.5)	0	(0.0)	16	(12.1)	15	(11.4)	0	(0.0)	75	(56.8)	6	(4.5)	5	(3.8)	0	(0.0)	**132**	**(0.7)**
T	8	(1.7)	1	(0.2)	8	(1.7)	7	(1.5)	35	(7.4)	50	(10.5)	0	(0.0)	19	(4.0)	82	(17.3)	40	(8.4)	188	(39.6)	9	(1.9)	28	(5.9)	0	(0.0)	**475**	**(2.4)**
U	11	(3.4)	0	(0.0)	22	(6.8)	17	(5.2)	8	(2.5)	25	(7.7)	0	(0.0)	2	(0.6)	55	(16.9)	2	(0.6)	166	(51.1)	4	(1.2)	12	(3.7)	1	(0.3)	**325**	**(1.6)**
V	22	(1.6)	27	(2.0)	569	(42.3)	34	(2.5)	113	(8.4)	56	(4.2)	8	(0.6)	37	(2.8)	127	(9.4)	52	(3.9)	201	(14.9)	36	(2.7)	63	(4.7)	0	(0.0)	**1,345**	**(6.8)**
W	5	(0.7)	5	(0.7)	344	(49.9)	7	(1.0)	15	(2.2)	25	(3.6)	1	(0.1)	8	(1.2)	83	(12.0)	14	(2.0)	154	(22.3)	18	(2.6)	11	(1.6)	0	(0.0)	**690**	**(3.5)**
X	5	(0.6)	21	(2.6)	418	(51.9)	11	(1.4)	45	(5.6)	42	(5.2)	4	(0.5)	8	(1.0)	54	(6.7)	6	(0.7)	158	(19.6)	5	(0.6)	27	(3.4)	1	(0.1)	**805**	**(4.1)**
Y	2	(0.5)	10	(2.6)	4	(1.1)	6	(1.6)	15	(4.0)	20	(5.3)	2	(0.5)	68	(17.9)	47	(12.4)	20	(5.3)	139	(36.7)	28	(7.4)	18	(4.7)	0	(0.0)	**379**	**(1.9)**
Z	19	(4.4)	1	(0.2)	11	(2.5)	11	(2.5)	23	(5.3)	28	(6.5)	0	(0.0)	11	(2.5)	46	(10.6)	1	(0.2)	237	(54.9)	24	(5.6)	19	(4.4)	1	(0.2)	**432**	**(2.2)**
ZA	6	(0.6)	9	(0.8)	271	(25.1)	28	(2.6)	50	(4.6)	64	(5.9)	5	(0.5)	34	(3.2)	99	(9.2)	57	(5.3)	303	(28.1)	24	(2.2)	128	(11.9)	1	(0.1)	**1,079**	**(5.5)**
ZB	4	(0.8)	20	(3.9)	49	(9.7)	27	(5.3)	49	(9.7)	28	(5.5)	0	(0.0)	33	(6.5)	70	(13.8)	29	(5.7)	138	(27.2)	24	(4.7)	36	(7.1)	0	(0.0)	**507**	**(2.6)**
ZC	8	(0.8)	45	(4.4)	421	(41.3)	18	(1.8)	83	(8.1)	58	(5.7)	2	(0.2)	32	(3.1)	48	(4.7)	27	(2.6)	210	(20.6)	11	(1.1)	57	(5.6)	0	(0.0)	**1,020**	**(5.2)**
ZD	11	(2.3)	21	(4.4)	9	(1.9)	10	(2.1)	42	(8.9)	15	(3.2)	4	(0.8)	27	(5.7)	83	(17.5)	48	(10.1)	136	(28.8)	11	(2.3)	56	(11.8)	0	(0.0)	**473**	**(2.4)**
ZE	3	(1.0)	1	(0.3)	199	(66.1)	1	(0.3)	2	(0.7)	1	(0.3)	0	(0.0)	24	(8.0)	19	(6.3)	24	(8.0)	16	(5.3)	5	(1.7)	6	(2.0)	0	(0.0)	**301**	**(1.5)**
ZF	1	(0.8)	1	(0.8)	2	(1.6)	3	(2.5)	11	(9.0)	3	(2.5)	5	(4.1)	28	(23.0)	15	(12.3)	4	(3.3)	34	(27.9)	2	(1.6)	12	(9.8)	1	(0.8)	**122**	**(0.6)**
Total	**191**	**(1.0)**	**356**	**(1.8)**	**5,757**	**(29.1)**	**492**	**(2.5)**	**1,189**	**(6.0)**	**998**	**(5.0)**	**52**	**(0.3)**	**823**	**(4.2)**	**2,109**	**(10.7)**	**683**	**(3.5)**	**5,616**	**(28.4)**	**428**	**(2.2)**	**1,062**	**(5.4)**	**26**	**(0.1)**	**19,782**	**(100.0)**
2015																														
A	10	(1.6)	5	(0.8)	22	(3.6)	12	(1.9)	23	(3.7)	40	(6.5)	3	(0.5)	54	(8.8)	76	(12.3)	52	(8.4)	214	(34.7)	20	(3.2)	82	(13.3)	3	(0.5)	**616**	**(3.1)**
C	7	(1.5)	9	(1.9)	15	(3.2)	16	(3.4)	27	(5.8)	30	(6.4)	0	(0.0)	32	(6.9)	55	(11.8)	25	(5.4)	198	(42.5)	21	(4.5)	31	(6.7)	0	(0.0)	**466**	**(2.3)**
D	3	(0.5)	6	(0.9)	54	(8.4)	46	(7.2)	51	(7.9)	45	(7.0)	2	(0.3)	13	(2.0)	82	(12.8)	34	(5.3)	249	(38.7)	19	(3.0)	38	(5.9)	1	(0.2)	**643**	**(3.2)**
E1	16	(1.6)	37	(3.7)	73	(7.3)	57	(5.7)	132	(13.2)	23	(2.3)	2	(0.2)	42	(4.2)	161	(16.1)	47	(4.7)	307	(30.8)	15	(1.5)	85	(8.5)	0	(0.0)	**997**	**(5.0)**
E2	0	(0.0)	4	(0.5)	687	(84.2)	4	(0.5)	1	(0.1)	2	(0.2)	0	(0.0)	2	(0.2)	5	(0.6)	6	(0.7)	103	(12.6)	0	(0.0)	2	(0.2)	0	(0.0)	**816**	**(4.1)**
F	5	(0.4)	9	(0.8)	489	(41.1)	16	(1.3)	29	(2.4)	61	(5.1)	0	(0.0)	74	(6.2)	74	(6.2)	1	(0.1)	354	(29.7)	1	(0.1)	66	(5.5)	11	(0.9)	**1,190**	**(6.0)**
G	1	(4.5)	0	(0.0)	1	(4.5)	0	(0.0)	1	(4.5)	2	(9.1)	0	(0.0)	0	(0.0)	7	(31.8)	0	(0.0)	4	(18.2)	3	(13.6)	3	(13.6)	0	(0.0)	**22**	**(0.1)**
H	13	(2.4)	3	(0.6)	20	(3.7)	27	(5.0)	95	(17.6)	31	(5.7)	0	(0.0)	5	(0.9)	121	(22.4)	49	(9.1)	143	(26.4)	26	(4.8)	8	(1.5)	0	(0.0)	**541**	**(2.7)**
I	4	(0.5)	3	(0.4)	418	(52.7)	18	(2.3)	42	(5.3)	50	(6.3)	1	(0.1)	8	(1.0)	63	(7.9)	13	(1.6)	141	(17.8)	13	(1.6)	14	(1.8)	5	(0.6)	**793**	**(4.0)**
K2	0	(0.0)	3	(1.2)	226	(87.9)	1	(0.4)	3	(1.2)	8	(3.1)	0	(0.0)	0	(0.0)	1	(0.4)	2	(0.8)	10	(3.9)	0	(0.0)	3	(1.2)	0	(0.0)	**257**	**(1.3)**
K3	5	(0.8)	40	(6.7)	18	(3.0)	22	(3.7)	53	(8.9)	35	(5.9)	1	(0.2)	10	(1.7)	123	(20.6)	36	(6.0)	211	(35.3)	15	(2.5)	28	(4.7)	1	(0.2)	**598**	**(3.0)**
L	2	(0.6)	0	(0.0)	17	(5.3)	13	(4.0)	7	(2.2)	32	(9.9)	1	(0.3)	25	(7.7)	47	(14.6)	1	(0.3)	167	(51.7)	5	(1.5)	5	(1.5)	1	(0.3)	**323**	**(1.6)**
M	8	(1.2)	9	(1.3)	16	(2.3)	38	(5.5)	33	(4.8)	53	(7.7)	5	(0.7)	78	(11.4)	96	(14.0)	24	(3.5)	235	(34.3)	22	(3.2)	69	(10.1)	0	(0.0)	**686**	**(3.4)**
N	9	(1.1)	16	(1.9)	35	(4.2)	21	(2.5)	37	(4.5)	29	(3.5)	9	(1.1)	154	(18.6)	107	(13.0)	43	(5.2)	301	(36.4)	26	(3.1)	38	(4.6)	1	(0.1)	**826**	**(4.1)**
O	0	(0.0)	2	(0.3)	580	(86.7)	0	(0.0)	7	(1.0)	3	(0.4)	0	(0.0)	0	(0.0)	3	(0.4)	4	(0.6)	57	(8.5)	0	(0.0)	9	(1.3)	4	(0.6)	**669**	**(3.3)**
P	1	(0.1)	29	(3.0)	376	(38.9)	16	(1.7)	76	(7.9)	47	(4.9)	1	(0.1)	14	(1.4)	73	(7.6)	15	(1.6)	270	(28.0)	22	(2.3)	26	(2.7)	0	(0.0)	**966**	**(4.8)**
Q	4	(0.8)	11	(2.3)	23	(4.8)	24	(5.0)	26	(5.5)	31	(6.5)	0	(0.0)	14	(2.9)	79	(16.6)	3	(0.6)	231	(48.5)	12	(2.5)	17	(3.6)	1	(0.2)	**476**	**(2.4)**
R	6	(0.6)	6	(0.6)	364	(38.0)	14	(1.5)	66	(6.9)	53	(5.5)	0	(0.0)	29	(3.0)	109	(11.4)	21	(2.2)	242	(25.3)	21	(2.2)	23	(2.4)	3	(0.3)	**957**	**(4.8)**
S	1	(0.8)	0	(0.0)	4	(3.3)	3	(2.4)	1	(0.8)	12	(9.8)	1	(0.8)	12	(9.8)	16	(13.0)	0	(0.0)	63	(51.2)	8	(6.5)	2	(1.6)	0	(0.0)	**123**	**(0.6)**
T	5	(0.8)	8	(1.3)	7	(1.1)	15	(2.3)	47	(7.4)	47	(7.4)	1	(0.2)	40	(6.3)	97	(15.2)	82	(12.8)	235	(36.8)	14	(2.2)	39	(6.1)	2	(0.3)	**639**	**(3.2)**
U	5	(1.6)	3	(0.9)	8	(2.5)	13	(4.1)	14	(4.4)	28	(8.8)	0	(0.0)	1	(0.3)	66	(20.8)	0	(0.0)	167	(52.7)	4	(1.3)	8	(2.5)	0	(0.0)	**317**	**(1.6)**
V	15	(1.1)	32	(2.4)	514	(38.3)	41	(3.1)	104	(7.7)	82	(6.1)	10	(0.7)	16	(1.2)	138	(10.3)	47	(3.5)	243	(18.1)	40	(3.0)	58	(4.3)	3	(0.2)	**1,343**	**(6.7)**
W	2	(0.3)	2	(0.3)	364	(47.8)	10	(1.3)	22	(2.9)	29	(3.8)	1	(0.1)	17	(2.2)	68	(8.9)	17	(2.2)	190	(25.0)	17	(2.2)	22	(2.9)	0	(0.0)	**761**	**(3.8)**
X	7	(0.8)	22	(2.4)	421	(46.8)	29	(3.2)	51	(5.7)	42	(4.7)	3	(0.3)	3	(0.3)	62	(6.9)	7	(0.8)	188	(20.9)	8	(0.9)	56	(6.2)	0	(0.0)	**899**	**(4.5)**
Y	6	(1.6)	10	(2.6)	10	(2.6)	17	(4.5)	16	(4.2)	17	(4.5)	2	(0.5)	53	(13.9)	43	(11.3)	18	(4.7)	147	(38.6)	30	(7.9)	12	(3.1)	0	(0.0)	**381**	**(1.9)**
Z	11	(2.5)	3	(0.7)	11	(2.5)	17	(3.9)	17	(3.9)	54	(12.2)	1	(0.2)	8	(1.8)	60	(13.6)	1	(0.2)	224	(50.8)	11	(2.5)	17	(3.9)	6	(1.4)	**441**	**(2.2)**
ZA	8	(0.9)	8	(0.9)	233	(24.8)	37	(3.9)	33	(3.5)	35	(3.7)	3	(0.3)	45	(4.8)	86	(9.1)	37	(3.9)	262	(27.8)	25	(2.7)	115	(12.2)	14	(1.5)	**941**	**(4.7)**
ZB	7	(1.1)	15	(2.4)	45	(7.1)	19	(3.0)	52	(8.3)	29	(4.6)	3	(0.5)	38	(6.0)	102	(16.2)	29	(4.6)	221	(35.1)	26	(4.1)	43	(6.8)	1	(0.2)	**630**	**(3.2)**
ZC	11	(1.2)	34	(3.6)	415	(44.1)	19	(2.0)	70	(7.4)	39	(4.1)	1	(0.1)	24	(2.5)	54	(5.7)	25	(2.7)	206	(21.9)	6	(0.6)	38	(4.0)	0	(0.0)	**942**	**(4.7)**
ZD	6	(1.3)	17	(3.7)	9	(2.0)	17	(3.7)	51	(11.2)	25	(5.5)	0	(0.0)	20	(4.4)	79	(17.3)	19	(4.2)	163	(35.7)	20	(4.4)	30	(6.6)	0	(0.0)	**456**	**(2.3)**
ZE	5	(2.5)	0	(0.0)	125	(62.8)	1	(0.5)	1	(0.5)	1	(0.5)	0	(0.0)	23	(11.6)	9	(4.5)	19	(9.5)	3	(1.5)	4	(2.0)	8	(4.0)	0	(0.0)	**199**	**(1.0)**
ZF	1	(1.4)	3	(4.2)	1	(1.4)	5	(7.0)	5	(7.0)	3	(4.2)	2	(2.8)	14	(19.7)	9	(12.7)	1	(1.4)	10	(14.1)	1	(1.4)	16	(22.5)	0	(0.0)	**71**	**(0.4)**
Total	**184**	**(0.9)**	**349**	**(1.7)**	**5,601**	**(28.0)**	**588**	**(2.9)**	**1,193**	**(6.0)**	**1,018**	**(5.1)**	**53**	**(0.3)**	**868**	**(4.3)**	**2,171**	**(10.9)**	**678**	**(3.4)**	**5,759**	**(28.8)**	**455**	**(2.3)**	**1,011**	**(5.1)**	**57**	**(0.3)**	**19,985**	**(100.0)**
2016																														
A	10	(1.6)	6	(0.9)	19	(3.0)	27	(4.2)	48	(7.5)	26	(4.1)	8	(1.3)	47	(7.4)	102	(16.0)	81	(12.7)	221	(34.7)	15	(2.4)	25	(3.9)	1	(0.2)	**636**	**(3.1)**
C	5	(0.9)	8	(1.5)	22	(4.2)	16	(3.0)	25	(4.7)	26	(4.9)	0	(0.0)	46	(8.7)	101	(19.1)	41	(7.7)	205	(38.7)	12	(2.3)	22	(4.2)	1	(0.2)	**530**	**(2.6)**
D	4	(0.5)	3	(0.4)	42	(5.7)	51	(7.0)	33	(4.5)	67	(9.2)	1	(0.1)	20	(2.7)	103	(14.1)	20	(2.7)	319	(43.6)	19	(2.6)	46	(6.3)	4	(0.5)	**732**	**(3.6)**
E1	13	(1.3)	35	(3.5)	71	(7.2)	40	(4.0)	141	(14.2)	33	(3.3)	7	(0.7)	59	(6.0)	176	(17.8)	38	(3.8)	290	(29.3)	10	(1.0)	78	(7.9)	0	(0.0)	**991**	**(4.9)**
E2	1	(0.1)	4	(0.5)	718	(83.9)	11	(1.3)	2	(0.2)	7	(0.8)	0	(0.0)	4	(0.5)	3	(0.4)	8	(0.9)	90	(10.5)	1	(0.1)	7	(0.8)	0	(0.0)	**856**	**(4.2)**
F	2	(0.2)	9	(0.8)	457	(39.6)	22	(1.9)	17	(1.5)	83	(7.2)	0	(0.0)	51	(4.4)	67	(5.8)	1	(0.1)	381	(33.0)	4	(0.3)	39	(3.4)	21	(1.8)	**1,154**	**(5.7)**
G	0	(0.0)	0	(0.0)	0	(0.0)	0	(0.0)	0	(0.0)	0	(0.0)	0	(0.0)	0	(0.0)	4	(30.8)	2	(15.4)	7	(53.8)	0	(0.0)	0	(0.0)	0	(0.0)	**13**	**(0.1)**
H	15	(2.6)	5	(0.9)	14	(2.4)	30	(5.2)	114	(19.8)	27	(4.7)	0	(0.0)	2	(0.3)	111	(19.3)	50	(8.7)	173	(30.0)	28	(4.9)	7	(1.2)	0	(0.0)	**576**	**(2.8)**
I	10	(1.3)	9	(1.2)	335	(44.7)	7	(0.9)	45	(6.0)	42	(5.6)	0	(0.0)	6	(0.8)	61	(8.1)	20	(2.7)	171	(22.8)	17	(2.3)	23	(3.1)	3	(0.4)	**749**	**(3.7)**
K2	1	(0.3)	3	(1.0)	261	(83.9)	3	(1.0)	2	(0.6)	6	(1.9)	0	(0.0)	0	(0.0)	3	(1.0)	0	(0.0)	29	(9.3)	1	(0.3)	1	(0.3)	1	(0.3)	**311**	**(1.5)**
K3	5	(0.8)	40	(6.4)	16	(2.6)	20	(3.2)	36	(5.8)	50	(8.0)	1	(0.2)	8	(1.3)	93	(14.9)	43	(6.9)	259	(41.5)	21	(3.4)	32	(5.1)	0	(0.0)	**624**	**(3.1)**
L	2	(0.8)	1	(0.4)	5	(1.9)	13	(4.9)	5	(1.9)	19	(7.1)	0	(0.0)	19	(7.1)	41	(15.4)	1	(0.4)	148	(55.6)	0	(0.0)	12	(4.5)	0	(0.0)	**266**	**(1.3)**
M	11	(1.7)	6	(0.9)	13	(2.1)	18	(2.8)	39	(6.2)	58	(9.2)	6	(0.9)	71	(11.2)	71	(11.2)	21	(3.3)	224	(35.4)	14	(2.2)	64	(10.1)	17	(2.7)	**633**	**(3.1)**
N	6	(0.7)	13	(1.5)	27	(3.2)	34	(4.0)	40	(4.7)	46	(5.4)	13	(1.5)	180	(21.3)	90	(10.7)	33	(3.9)	289	(34.2)	17	(2.0)	53	(6.3)	4	(0.5)	**845**	**(4.2)**
O	0	(0.0)	1	(0.2)	558	(85.6)	0	(0.0)	4	(0.6)	5	(0.8)	1	(0.2)	3	(0.5)	4	(0.6)	7	(1.1)	55	(8.4)	1	(0.2)	4	(0.6)	9	(1.4)	**652**	**(3.2)**
P	1	(0.1)	28	(3.0)	404	(42.9)	12	(1.3)	61	(6.5)	32	(3.4)	1	(0.1)	12	(1.3)	73	(7.7)	7	(0.7)	258	(27.4)	21	(2.2)	32	(3.4)	0	(0.0)	**942**	**(4.6)**
Q	9	(1.2)	13	(1.8)	23	(3.2)	31	(4.3)	49	(6.8)	37	(5.1)	1	(0.1)	52	(7.2)	84	(11.7)	25	(3.5)	337	(46.7)	13	(1.8)	40	(5.5)	7	(1.0)	**721**	**(3.5)**
R	3	(0.3)	5	(0.6)	356	(40.4)	15	(1.7)	57	(6.5)	46	(5.2)	0	(0.0)	24	(2.7)	81	(9.2)	17	(1.9)	234	(26.5)	11	(1.2)	29	(3.3)	4	(0.5)	**882**	**(4.3)**
S	0	(0.0)	0	(0.0)	6	(3.7)	11	(6.7)	2	(1.2)	12	(7.4)	0	(0.0)	13	(8.0)	9	(5.5)	0	(0.0)	98	(60.1)	6	(3.7)	6	(3.7)	0	(0.0)	**163**	**(0.8)**
T	12	(2.0)	9	(1.5)	8	(1.3)	16	(2.7)	49	(8.2)	50	(8.3)	0	(0.0)	39	(6.5)	106	(17.7)	53	(8.8)	221	(36.8)	16	(2.7)	19	(3.2)	2	(0.3)	**600**	**(3.0)**
U	10	(3.0)	1	(0.3)	20	(6.1)	11	(3.3)	8	(2.4)	31	(9.4)	0	(0.0)	0	(0.0)	62	(18.8)	0	(0.0)	161	(48.9)	11	(3.3)	13	(4.0)	1	(0.3)	**329**	**(1.6)**
V	12	(0.9)	25	(1.8)	542	(38.5)	46	(3.3)	157	(11.1)	62	(4.4)	6	(0.4)	21	(1.5)	118	(8.4)	42	(3.0)	258	(18.3)	23	(1.6)	95	(6.7)	2	(0.1)	**1,409**	**(6.9)**
W	8	(1.1)	2	(0.3)	333	(47.8)	15	(2.2)	16	(2.3)	24	(3.4)	0	(0.0)	5	(0.7)	69	(9.9)	16	(2.3)	159	(22.8)	17	(2.4)	24	(3.4)	9	(1.3)	**697**	**(3.4)**
X	2	(0.2)	18	(2.1)	387	(45.4)	26	(3.1)	47	(5.5)	53	(6.2)	9	(1.1)	2	(0.2)	54	(6.3)	2	(0.2)	216	(25.4)	6	(0.7)	30	(3.5)	0	(0.0)	**852**	**(4.2)**
Y	5	(1.0)	7	(1.4)	14	(2.7)	9	(1.7)	23	(4.5)	51	(9.9)	2	(0.4)	51	(9.9)	62	(12.0)	19	(3.7)	231	(44.9)	20	(3.9)	21	(4.1)	0	(0.0)	**515**	**(2.5)**
Z	8	(2.1)	1	(0.3)	11	(2.9)	15	(3.9)	11	(2.9)	32	(8.3)	0	(0.0)	9	(2.3)	61	(15.9)	1	(0.3)	208	(54.2)	22	(5.7)	5	(1.3)	0	(0.0)	**384**	**(1.9)**
ZA	3	(0.3)	9	(0.9)	238	(24.5)	31	(3.2)	30	(3.1)	51	(5.2)	2	(0.2)	35	(3.6)	93	(9.6)	43	(4.4)	318	(32.7)	31	(3.2)	85	(8.7)	3	(0.3)	**972**	**(4.8)**
ZB	1	(0.2)	10	(1.8)	37	(6.6)	37	(6.6)	49	(8.8)	27	(4.8)	1	(0.2)	33	(5.9)	72	(12.9)	18	(3.2)	222	(39.9)	13	(2.3)	35	(6.3)	2	(0.4)	**557**	**(2.7)**
ZC	9	(0.9)	31	(3.0)	444	(43.1)	32	(3.1)	77	(7.5)	62	(6.0)	1	(0.1)	24	(2.3)	51	(4.9)	16	(1.6)	246	(23.9)	10	(1.0)	27	(2.6)	1	(0.1)	**1,031**	**(5.1)**
ZD	3	(0.8)	18	(4.9)	5	(1.4)	13	(3.5)	27	(7.3)	25	(6.8)	6	(1.6)	9	(2.4)	71	(19.2)	21	(5.7)	141	(38.1)	10	(2.7)	21	(5.7)	0	(0.0)	**370**	**(1.8)**
ZE	7	(2.9)	0	(0.0)	141	(58.3)	1	(0.4)	3	(1.2)	1	(0.4)	1	(0.4)	36	(14.9)	5	(2.1)	35	(14.5)	7	(2.9)	3	(1.2)	2	(0.8)	0	(0.0)	**242**	**(1.2)**
ZF	1	(1.1)	0	(0.0)	1	(1.1)	5	(5.7)	6	(6.9)	1	(1.1)	1	(1.1)	21	(24.1)	19	(21.8)	2	(2.3)	20	(23.0)	1	(1.1)	9	(10.3)	0	(0.0)	**87**	**(0.4)**
Total	**179**	**(0.9)**	**320**	**(1.6)**	**5,528**	**(27.2)**	**618**	**(3.0)**	**1,223**	**(6.0)**	**1,092**	**(5.4)**	**68**	**(0.3)**	**902**	**(4.4)**	**2,120**	**(10.4)**	**683**	**(3.4)**	**6,196**	**(30.5)**	**394**	**(1.9)**	**906**	**(4.5)**	**92**	**(0.5)**	**20,321**	**(100.0)**
Grand Total	**554**	**(0.9)**	**1,025**	**(1.7)**	**16,886**	**(28.1)**	**1,698**	**(2.8)**	**3,605**	**(6.0)**	**3,108**	**(5.2)**	**173**	**(0.3)**	**2,593**	**(4.3)**	**6,400**	**(10.7)**	**2,044**	**(3.4)**	**17,571**	**(29.2)**	**1,277**	**(2.1)**	**2,979**	**(5.0)**	**175**	**(0.3)**	**60,088**	**(100.0)**

* 'Other' includes a mixture of diagnoses but also some coding where a non-diagnostic Read code was given e.g. 'Post-surgical wound care', this practice varies by organisation.

TABLE 19 ADMISSIONS BY PRIMARY DIAGNOSTIC GROUP (PLANNED - FOLLOWING SURGERY), BY HEALTH ORGANISATION, 2014 - 2016

Year / Organisation	DIAGNOSTIC GROUP: Blood / lymphatic		Body wall and cavities		Cardio - vascular		Endocrine / metabolic		Gastro - intestinal		Infection		Multisystem		Musculo - skeletal		Neurological		Oncology		Respiratory		Trauma		Other		Unknown		Total	
	n	(%)	n	(%)	n	(%)	n	(%)	n	(%)	n	(%)	n	(%)	n	(%)	n	(%)	n	(%)	n	(%)	n	(%)	n	(%)	n	(%)	n	(%)
2014																														
A	0	(0.0)	2	(1.2)	1	(0.6)	0	(0.0)	14	(8.6)	0	(0.0)	0	(0.0)	31	(19.1)	9	(5.6)	26	(16.0)	29	(17.9)	3	(1.9)	47	(29.0)	0	(0.0)	**162**	**(2.4)**
B	0	(0.0)	0	(0.0)	0	(0.0)	0	(0.0)	0	(0.0)	0	(0.0)	0	(0.0)	0	(0.0)	1	(50.0)	0	(0.0)	1	(50.0)	0	(0.0)	0	(0.0)	0	(0.0)	**2**	**(0.0)**
C	1	(2.0)	0	(0.0)	2	(4.1)	0	(0.0)	4	(8.2)	0	(0.0)	0	(0.0)	20	(40.8)	1	(2.0)	5	(10.2)	11	(22.4)	1	(2.0)	4	(8.2)	0	(0.0)	**49**	**(0.7)**
D	2	(1.0)	10	(5.0)	3	(1.5)	8	(4.0)	61	(30.7)	3	(1.5)	1	(0.5)	28	(14.1)	16	(8.0)	17	(8.5)	33	(16.6)	3	(1.5)	13	(6.5)	1	(0.5)	**199**	**(2.9)**
E1	0	(0.0)	8	(4.5)	6	(3.4)	2	(1.1)	20	(11.2)	2	(1.1)	3	(1.7)	39	(21.8)	14	(7.8)	23	(12.8)	33	(18.4)	1	(0.6)	28	(15.6)	0	(0.0)	**179**	**(2.6)**
E2	0	(0.0)	3	(0.6)	482	(93.6)	0	(0.0)	0	(0.0)	1	(0.2)	0	(0.0)	1	(0.2)	0	(0.0)	0	(0.0)	27	(5.2)	0	(0.0)	1	(0.2)	0	(0.0)	**515**	**(7.6)**
F	0	(0.0)	4	(0.8)	391	(73.4)	0	(0.0)	15	(2.8)	2	(0.4)	0	(0.0)	66	(12.4)	0	(0.0)	2	(0.4)	30	(5.6)	0	(0.0)	21	(3.9)	2	(0.4)	**533**	**(7.8)**
H	0	(0.0)	3	(2.3)	1	(0.8)	7	(5.4)	37	(28.5)	4	(3.1)	0	(0.0)	6	(4.6)	27	(20.8)	33	(25.4)	6	(4.6)	2	(1.5)	3	(2.3)	1	(0.8)	**130**	**(1.9)**
I	0	(0.0)	3	(0.7)	338	(84.3)	1	(0.2)	19	(4.7)	1	(0.2)	0	(0.0)	2	(0.5)	4	(1.0)	11	(2.7)	16	(4.0)	0	(0.0)	6	(1.5)	0	(0.0)	**401**	**(5.9)**
K2	1	(0.7)	0	(0.0)	136	(93.2)	0	(0.0)	0	(0.0)	2	(1.4)	0	(0.0)	0	(0.0)	1	(0.7)	4	(2.7)	1	(0.7)	1	(0.7)	0	(0.0)	0	(0.0)	**146**	**(2.1)**
K3	2	(1.2)	17	(10.2)	0	(0.0)	0	(0.0)	36	(21.6)	1	(0.6)	0	(0.0)	6	(3.6)	33	(19.8)	34	(20.4)	24	(14.4)	1	(0.6)	13	(7.8)	0	(0.0)	**167**	**(2.5)**
L	0	(0.0)	0	(0.0)	0	(0.0)	0	(0.0)	1	(3.7)	1	(3.7)	0	(0.0)	23	(85.2)	0	(0.0)	0	(0.0)	1	(3.7)	1	(3.7)	0	(0.0)	0	(0.0)	**27**	**(0.4)**
M	0	(0.0)	1	(1.3)	1	(1.3)	1	(1.3)	4	(5.1)	0	(0.0)	2	(2.5)	30	(38.0)	15	(19.0)	7	(8.9)	6	(7.6)	1	(1.3)	11	(13.9)	0	(0.0)	**79**	**(1.2)**
N	0	(0.0)	7	(2.8)	1	(0.4)	4	(1.6)	7	(2.8)	1	(0.4)	3	(1.2)	124	(49.6)	15	(6.0)	23	(9.2)	34	(13.6)	1	(0.4)	30	(12.0)	0	(0.0)	**250**	**(3.7)**
O	0	(0.0)	2	(0.5)	354	(91.5)	0	(0.0)	4	(1.0)	3	(0.8)	0	(0.0)	4	(1.0)	0	(0.0)	4	(1.0)	12	(3.1)	0	(0.0)	4	(1.0)	0	(0.0)	**387**	**(5.7)**
P	0	(0.0)	9	(2.2)	309	(74.5)	0	(0.0)	23	(5.5)	0	(0.0)	1	(0.2)	9	(2.2)	11	(2.7)	7	(1.7)	34	(8.2)	2	(0.5)	10	(2.4)	0	(0.0)	**415**	**(6.1)**
Q	0	(0.0)	2	(2.7)	0	(0.0)	0	(0.0)	9	(12.2)	0	(0.0)	0	(0.0)	16	(21.6)	4	(5.4)	2	(2.7)	38	(51.4)	0	(0.0)	3	(4.1)	0	(0.0)	**74**	**(1.1)**
R	2	(0.7)	11	(3.7)	194	(65.8)	3	(1.0)	19	(6.4)	1	(0.3)	0	(0.0)	27	(9.2)	7	(2.4)	6	(2.0)	21	(7.1)	0	(0.0)	4	(1.4)	0	(0.0)	**295**	**(4.3)**
S	0	(0.0)	0	(0.0)	0	(0.0)	0	(0.0)	0	(0.0)	0	(0.0)	0	(0.0)	15	(93.8)	0	(0.0)	0	(0.0)	0	(0.0)	0	(0.0)	1	(6.3)	0	(0.0)	**16**	**(0.2)**
T	0	(0.0)	1	(0.8)	1	(0.8)	1	(0.8)	24	(18.6)	3	(2.3)	0	(0.0)	19	(14.7)	21	(16.3)	23	(17.8)	24	(18.6)	2	(1.6)	10	(7.8)	0	(0.0)	**129**	**(1.9)**
U	1	(5.0)	0	(0.0)	1	(5.0)	0	(0.0)	5	(25.0)	0	(0.0)	0	(0.0)	2	(10.0)	1	(5.0)	1	(5.0)	8	(40.0)	0	(0.0)	1	(5.0)	0	(0.0)	**20**	**(0.3)**
V	1	(0.2)	4	(1.0)	326	(80.9)	4	(1.0)	23	(5.7)	2	(0.5)	1	(0.2)	11	(2.7)	10	(2.5)	8	(2.0)	6	(1.5)	0	(0.0)	7	(1.7)	0	(0.0)	**403**	**(5.9)**
W	0	(0.0)	2	(0.7)	236	(85.2)	1	(0.4)	6	(2.2)	2	(0.7)	0	(0.0)	5	(1.8)	8	(2.9)	6	(2.2)	7	(2.5)	0	(0.0)	4	(1.4)	0	(0.0)	**277**	**(4.1)**
X	0	(0.0)	10	(4.1)	181	(74.8)	0	(0.0)	22	(9.1)	2	(0.8)	1	(0.4)	7	(2.9)	1	(0.4)	1	(0.4)	12	(5.0)	0	(0.0)	5	(2.1)	0	(0.0)	**242**	**(3.6)**
Y	0	(0.0)	3	(1.8)	0	(0.0)	0	(0.0)	9	(5.5)	1	(0.6)	1	(0.6)	68	(41.7)	13	(8.0)	14	(8.6)	38	(23.3)	12	(7.4)	4	(2.5)	0	(0.0)	**163**	**(2.4)**
Z	0	(0.0)	0	(0.0)	0	(0.0)	0	(0.0)	3	(6.5)	2	(4.3)	0	(0.0)	10	(21.7)	1	(2.2)	0	(0.0)	28	(60.9)	1	(2.2)	1	(2.2)	0	(0.0)	**46**	**(0.7)**
ZA	1	(0.2)	6	(1.1)	211	(39.5)	1	(0.2)	24	(4.5)	6	(1.1)	5	(0.9)	34	(6.4)	29	(5.4)	46	(8.6)	68	(12.7)	7	(1.3)	96	(18.0)	0	(0.0)	**534**	**(7.9)**
ZB	0	(0.0)	10	(7.2)	7	(5.0)	1	(0.7)	23	(16.5)	1	(0.7)	0	(0.0)	31	(22.3)	14	(10.1)	23	(16.5)	14	(10.1)	2	(1.4)	13	(9.4)	0	(0.0)	**139**	**(2.0)**
ZC	1	(0.2)	8	(1.9)	253	(59.4)	0	(0.0)	34	(8.0)	6	(1.4)	1	(0.2)	25	(5.9)	4	(0.9)	19	(4.5)	51	(12.0)	2	(0.5)	22	(5.2)	0	(0.0)	**426**	**(6.3)**
ZD	2	(1.8)	2	(1.8)	0	(0.0)	0	(0.0)	9	(8.0)	1	(0.9)	2	(1.8)	25	(22.1)	15	(13.3)	36	(31.9)	11	(9.7)	0	(0.0)	10	(8.8)	0	(0.0)	**113**	**(1.7)**
ZE	1	(0.5)	1	(0.5)	149	(70.6)	1	(0.5)	2	(0.9)	1	(0.5)	0	(0.0)	18	(8.5)	13	(6.2)	14	(6.6)	8	(3.8)	1	(0.5)	2	(0.9)	0	(0.0)	**211**	**(3.1)**
ZF	0	(0.0)	1	(1.5)	0	(0.0)	1	(1.5)	4	(6.0)	0	(0.0)	4	(6.0)	26	(38.8)	8	(11.9)	2	(3.0)	9	(13.4)	2	(3.0)	10	(14.9)	0	(0.0)	**67**	**(1.0)**
Total	**15**	**(0.2)**	**130**	**(1.9)**	**3,584**	**(52.7)**	**36**	**(0.5)**	**461**	**(6.8)**	**49**	**(0.7)**	**25**	**(0.4)**	**728**	**(10.7)**	**296**	**(4.4)**	**397**	**(5.8)**	**641**	**(9.4)**	**46**	**(0.7)**	**384**	**(5.7)**	**4**	**(0.1)**	**6,796**	**(100.0)**
2015																														
A	0	(0.0)	2	(1.4)	2	(1.4)	1	(0.7)	9	(6.1)	0	(0.0)	2	(1.4)	46	(31.1)	10	(6.8)	31	(20.9)	27	(18.2)	1	(0.7)	17	(11.5)	0	(0.0)	**148**	**(2.2)**
C	0	(0.0)	5	(4.3)	2	(1.7)	1	(0.9)	6	(5.1)	0	(0.0)	0	(0.0)	30	(25.6)	13	(11.1)	19	(16.2)	27	(23.1)	6	(5.1)	8	(6.8)	0	(0.0)	**117**	**(1.7)**
D	1	(0.8)	3	(2.3)	5	(3.8)	7	(5.3)	27	(20.5)	6	(4.5)	2	(1.5)	11	(8.3)	13	(9.8)	22	(16.7)	16	(12.1)	1	(0.8)	18	(13.6)	0	(0.0)	**132**	**(1.9)**
E1	2	(1.1)	6	(3.3)	3	(1.7)	3	(1.7)	34	(18.8)	1	(0.6)	1	(0.6)	37	(20.4)	10	(5.5)	22	(12.2)	37	(20.4)	0	(0.0)	25	(13.8)	0	(0.0)	**181**	**(2.6)**
E2	0	(0.0)	1	(0.2)	500	(92.3)	1	(0.2)	1	(0.2)	0	(0.0)	0	(0.0)	2	(0.4)	1	(0.2)	6	(1.1)	30	(5.5)	0	(0.0)	0	(0.0)	0	(0.0)	**542**	**(7.9)**
F	0	(0.0)	6	(1.3)	318	(66.5)	0	(0.0)	10	(2.1)	0	(0.0)	0	(0.0)	68	(14.2)	0	(0.0)	1	(0.2)	49	(10.3)	0	(0.0)	20	(4.2)	6	(1.3)	**478**	**(7.0)**
H	0	(0.0)	1	(0.9)	6	(5.3)	8	(7.0)	33	(28.9)	2	(1.8)	0	(0.0)	3	(2.6)	28	(24.6)	25	(21.9)	3	(2.6)	3	(2.6)	2	(1.8)	0	(0.0)	**114**	**(1.7)**
I	0	(0.0)	1	(0.2)	345	(84.6)	5	(1.2)	20	(4.9)	1	(0.2)	1	(0.2)	7	(1.7)	9	(2.2)	8	(2.0)	9	(2.2)	0	(0.0)	1	(0.2)	1	(0.2)	**408**	**(6.0)**
K2	0	(0.0)	1	(0.7)	126	(92.6)	0	(0.0)	1	(0.7)	2	(1.5)	0	(0.0)	0	(0.0)	1	(0.7)	1	(0.7)	3	(2.2)	0	(0.0)	1	(0.7)	0	(0.0)	**136**	**(2.0)**
K3	2	(1.3)	18	(11.4)	4	(2.5)	1	(0.6)	21	(13.3)	3	(1.9)	1	(0.6)	10	(6.3)	28	(17.7)	27	(17.1)	26	(16.5)	6	(3.8)	10	(6.3)	1	(0.6)	**158**	**(2.3)**
L	1	(3.3)	0	(0.0)	0	(0.0)	0	(0.0)	1	(3.3)	0	(0.0)	0	(0.0)	22	(73.3)	0	(0.0)	0	(0.0)	4	(13.3)	1	(3.3)	1	(3.3)	0	(0.0)	**30**	**(0.4)**
M	1	(0.6)	6	(3.6)	2	(1.2)	1	(0.6)	12	(7.1)	3	(1.8)	0	(0.0)	72	(42.6)	14	(8.3)	7	(4.1)	18	(10.7)	1	(0.6)	32	(18.9)	0	(0.0)	**169**	**(2.5)**
N	1	(0.3)	13	(4.1)	5	(1.6)	1	(0.3)	9	(2.8)	1	(0.3)	8	(2.5)	152	(48.1)	19	(6.0)	29	(9.2)	52	(16.5)	2	(0.6)	23	(7.3)	1	(0.3)	**316**	**(4.6)**
O	0	(0.0)	2	(0.5)	366	(90.4)	0	(0.0)	5	(1.2)	0	(0.0)	0	(0.0)	0	(0.0)	0	(0.0)	4	(1.0)	19	(4.7)	0	(0.0)	6	(1.5)	3	(0.7)	**405**	**(5.9)**
P	0	(0.0)	12	(3.0)	295	(73.8)	2	(0.5)	22	(5.5)	3	(0.8)	1	(0.3)	12	(3.0)	7	(1.8)	7	(1.8)	29	(7.3)	2	(0.5)	8	(2.0)	0	(0.0)	**400**	**(5.9)**
Q	2	(3.0)	3	(4.5)	1	(1.5)	1	(1.5)	15	(22.4)	2	(3.0)	0	(0.0)	8	(11.9)	3	(4.5)	2	(3.0)	24	(35.8)	1	(1.5)	5	(7.5)	0	(0.0)	**67**	**(1.0)**
R	1	(0.3)	3	(0.9)	248	(74.3)	1	(0.3)	13	(3.9)	2	(0.6)	0	(0.0)	27	(8.1)	4	(1.2)	10	(3.0)	20	(6.0)	2	(0.6)	1	(0.3)	2	(0.6)	**334**	**(4.9)**
S	0	(0.0)	0	(0.0)	0	(0.0)	0	(0.0)	0	(0.0)	0	(0.0)	0	(0.0)	12	(85.7)	0	(0.0)	0	(0.0)	1	(7.1)	0	(0.0)	1	(7.1)	0	(0.0)	**14**	**(0.2)**
T	1	(0.4)	7	(3.1)	0	(0.0)	1	(0.4)	26	(11.6)	2	(0.9)	0	(0.0)	38	(16.9)	27	(12.0)	47	(20.9)	55	(24.4)	7	(3.1)	14	(6.2)	0	(0.0)	**225**	**(3.3)**
U	1	(3.7)	3	(11.1)	1	(3.7)	0	(0.0)	9	(33.3)	0	(0.0)	0	(0.0)	1	(3.7)	0	(0.0)	0	(0.0)	12	(44.4)	0	(0.0)	0	(0.0)	0	(0.0)	**27**	**(0.4)**
V	0	(0.0)	0	(0.0)	317	(79.8)	5	(1.3)	22	(5.5)	1	(0.3)	5	(1.3)	6	(1.5)	8	(2.0)	8	(2.0)	17	(4.3)	0	(0.0)	7	(1.8)	1	(0.3)	**397**	**(5.8)**
W	0	(0.0)	2	(0.7)	251	(82.6)	0	(0.0)	6	(2.0)	0	(0.0)	0	(0.0)	12	(3.9)	4	(1.3)	10	(3.3)	9	(3.0)	1	(0.3)	9	(3.0)	0	(0.0)	**304**	**(4.4)**
X	0	(0.0)	12	(4.2)	211	(73.3)	0	(0.0)	20	(6.9)	6	(2.1)	3	(1.0)	2	(0.7)	4	(1.4)	2	(0.7)	8	(2.8)	1	(0.3)	19	(6.6)	0	(0.0)	**288**	**(4.2)**
Y	0	(0.0)	2	(1.4)	1	(0.7)	0	(0.0)	5	(3.4)	1	(0.7)	2	(1.4)	52	(35.6)	6	(4.1)	15	(10.3)	44	(30.1)	13	(8.9)	5	(3.4)	0	(0.0)	**146**	**(2.1)**
Z	0	(0.0)	2	(4.3)	1	(2.1)	0	(0.0)	4	(8.5)	11	(23.4)	0	(0.0)	7	(14.9)	1	(2.1)	1	(2.1)	17	(36.2)	0	(0.0)	1	(2.1)	2	(4.3)	**47**	**(0.7)**
ZA	1	(0.2)	6	(1.4)	170	(40.1)	3	(0.7)	13	(3.1)	2	(0.5)	3	(0.7)	41	(9.7)	24	(5.7)	28	(6.6)	51	(12.0)	3	(0.7)	78	(18.4)	1	(0.2)	**424**	**(6.2)**
ZB	1	(0.6)	9	(5.4)	4	(2.4)	0	(0.0)	20	(12.0)	1	(0.6)	1	(0.6)	38	(22.8)	22	(13.2)	26	(15.6)	25	(15.0)	4	(2.4)	15	(9.0)	1	(0.6)	**167**	**(2.4)**
ZC	0	(0.0)	4	(1.1)	248	(67.6)	2	(0.5)	31	(8.4)	2	(0.5)	0	(0.0)	19	(5.2)	4	(1.1)	19	(5.2)	27	(7.4)	1	(0.3)	10	(2.7)	0	(0.0)	**367**	**(5.4)**
ZD	2	(1.7)	1	(0.8)	1	(0.8)	0	(0.0)	20	(16.7)	0	(0.0)	0	(0.0)	18	(15.0)	25	(20.8)	17	(14.2)	22	(18.3)	7	(5.8)	7	(5.8)	0	(0.0)	**120**	**(1.8)**
ZE	2	(1.4)	0	(0.0)	93	(67.4)	1	(0.7)	1	(0.7)	0	(0.0)	0	(0.0)	19	(13.8)	5	(3.6)	9	(6.5)	1	(0.7)	3	(2.2)	4	(2.9)	0	(0.0)	**138**	**(2.0)**
ZF	0	(0.0)	1	(2.8)	0	(0.0)	1	(2.8)	1	(2.8)	1	(2.8)	2	(5.6)	12	(33.3)	5	(13.9)	0	(0.0)	1	(2.8)	1	(2.8)	11	(30.6)	0	(0.0)	**36**	**(0.5)**
Total	**19**	**(0.3)**	**132**	**(1.9)**	**3,526**	**(51.6)**	**46**	**(0.7)**	**417**	**(6.1)**	**53**	**(0.8)**	**32**	**(0.5)**	**784**	**(11.5)**	**295**	**(4.3)**	**403**	**(5.9)**	**683**	**(10.0)**	**67**	**(1.0)**	**359**	**(5.3)**	**19**	**(0.3)**	**6,835**	**(100.0)**
2016																														
A	0	(0.0)	3	(1.8)	2	(1.2)	3	(1.8)	15	(8.9)	2	(1.2)	5	(3.0)	37	(22.0)	13	(7.7)	49	(29.2)	31	(18.5)	1	(0.6)	6	(3.6)	1	(0.6)	**168**	**(2.4)**
C	2	(1.4)	2	(1.4)	2	(1.4)	2	(1.4)	14	(9.7)	5	(3.4)	0	(0.0)	42	(29.0)	16	(11.0)	30	(20.7)	20	(13.8)	2	(1.4)	8	(5.5)	0	(0.0)	**145**	**(2.1)**
D	3	(2.2)	1	(0.7)	4	(2.9)	8	(5.9)	14	(10.3)	1	(0.7)	0	(0.0)	18	(13.2)	10	(7.4)	10	(7.4)	35	(25.7)	1	(0.7)	30	(22.1)	1	(0.7)	**136**	**(2.0)**
E1	0	(0.0)	15	(7.0)	8	(3.7)	6	(2.8)	39	(18.2)	1	(0.5)	5	(2.3)	52	(24.3)	23	(10.7)	8	(3.7)	31	(14.5)	0	(0.0)	26	(12.1)	0	(0.0)	**214**	**(3.1)**
E2	1	(0.2)	1	(0.2)	559	(93.9)	0	(0.0)	1	(0.2)	1	(0.2)	0	(0.0)	3	(0.5)	1	(0.2)	6	(1.0)	19	(3.2)	0	(0.0)	3	(0.5)	0	(0.0)	**595**	**(8.6)**
F	0	(0.0)	3	(0.7)	311	(75.3)	0	(0.0)	4	(1.0)	0	(0.0)	0	(0.0)	47	(11.4)	0	(0.0)	1	(0.2)	30	(7.3)	0	(0.0)	14	(3.4)	3	(0.7)	**413**	**(6.0)**
H	2	(1.4)	1	(0.7)	2	(1.4)	8	(5.8)	62	(44.6)	3	(2.2)	0	(0.0)	2	(1.4)	18	(12.9)	31	(22.3)	7	(5.0)	1	(0.7)	2	(1.4)	0	(0.0)	**139**	**(2.0)**
I	2	(0.6)	1	(0.3)	295	(82.4)	1	(0.3)	21	(5.9)	0	(0.0)	0	(0.0)	4	(1.1)	2	(0.6)	18	(5.0)	7	(2.0)	0	(0.0)	7	(2.0)	0	(0.0)	**358**	**(5.2)**
K2	0	(0.0)	0	(0.0)	170	(93.9)	0	(0.0)	1	(0.6)	0	(0.0)	0	(0.0)	0	(0.0)	1	(0.6)	0	(0.0)	7	(3.9)	1	(0.6)	1	(0.6)	0	(0.0)	**181**	**(2.6)**
K3	0	(0.0)	19	(12.2)	2	(1.3)	1	(0.6)	10	(6.4)	5	(3.2)	1	(0.6)	7	(4.5)	31	(19.9)	38	(24.4)	24	(15.4)	1	(0.6)	17	(10.9)	0	(0.0)	**156**	**(2.3)**
L	0	(0.0)	1	(5.0)	0	(0.0)	0	(0.0)	0	(0.0)	0	(0.0)	0	(0.0)	14	(70.0)	1	(5.0)	0	(0.0)	2	(10.0)	0	(0.0)	2	(10.0)	0	(0.0)	**20**	**(0.3)**
M	2	(1.3)	4	(2.6)	2	(1.3)	1	(0.6)	13	(8.4)	0	(0.0)	4	(2.6)	66	(42.6)	5	(3.2)	10	(6.5)	13	(8.4)	1	(0.6)	32	(20.6)	2	(1.3)	**155**	**(2.3)**
N	1	(0.3)	9	(2.7)	2	(0.6)	17	(5.1)	10	(3.0)	2	(0.6)	11	(3.3)	176	(52.7)	25	(7.5)	19	(5.7)	40	(12.0)	1	(0.3)	18	(5.4)	3	(0.9)	**334**	**(4.9)**
O	0	(0.0)	1	(0.3)	324	(86.6)	0	(0.0)	4	(1.1)	1	(0.3)	1	(0.3)	2	(0.5)	4	(1.1)	7	(1.9)	20	(5.3)	1	(0.3)	2	(0.5)	7	(1.9)	**374**	**(5.4)**
P	0	(0.0)	11	(2.8)	300	(76.5)	0	(0.0)	16	(4.1)	5	(1.3)	1	(0.3)	10	(2.6)	13	(3.3)	3	(0.8)	24	(6.1)	0	(0.0)	9	(2.3)	0	(0.0)	**392**	**(5.7)**
Q	3	(1.6)	4	(2.1)	0	(0.0)	3	(1.6)	26	(13.8)	7	(3.7)	1	(0.5)	46	(24.3)	9	(4.8)	18	(9.5)	53	(28.0)	1	(0.5)	15	(7.9)	3	(1.6)	**189**	**(2.7)**
R	1	(0.3)	2	(0.6)	254	(77.7)	0	(0.0)	7	(2.1)	0	(0.0)	0	(0.0)	21	(6.4)	7	(2.1)	7	(2.1)	20	(6.1)	1	(0.3)	6	(1.8)	1	(0.3)	**327**	**(4.7)**
S	0	(0.0)	0	(0.0)	0	(0.0)	0	(0.0)	0	(0.0)	1	(5.6)	0	(0.0)	13	(72.2)	0	(0.0)	0	(0.0)	3	(16.7)	1	(5.6)	0	(0.0)	0	(0.0)	**18**	**(0.3)**
T	1	(0.6)	7	(4.3)	0	(0.0)	1	(0.6)	23	(14.0)	2	(1.2)	0	(0.0)	37	(22.6)	11	(6.7)	35	(21.3)	36	(22.0)	3	(1.8)	8	(4.9)	0	(0.0)	**164**	**(2.4)**
U	4	(18.2)	0	(0.0)	1	(4.5)	0	(0.0)	3	(13.6)	0	(0.0)	0	(0.0)	0	(0.0)	0	(0.0)	0	(0.0)	13	(59.1)	0	(0.0)	1	(4.5)	0	(0.0)	**22**	**(0.3)**
V	1	(0.2)	2	(0.4)	350	(77.1)	4	(0.9)	27	(5.9)	1	(0.2)	3	(0.7)	8	(1.8)	10	(2.2)	9	(2.0)	14	(3.1)	1	(0.2)	22	(4.8)	2	(0.4)	**454**	**(6.6)**
W	0	(0.0)	1	(0.3)	246	(84.5)	0	(0.0)	6	(2.1)	0	(0.0)	0	(0.0)	3	(1.0)	3	(1.0)	8	(2.7)	11	(3.8)	2	(0.7)	10	(3.4)	1	(0.3)	**291**	**(4.2)**
X	0	(0.0)	4	(1.4)	220	(79.1)	1	(0.4)	23	(8.3)	2	(0.7)	2	(0.7)	2	(0.7)	3	(1.1)	1	(0.4)	13	(4.7)	1	(0.4)	6	(2.2)	0	(0.0)	**278**	**(4.0)**
Y	0	(0.0)	1	(0.8)	0	(0.0)	0	(0.0)	9	(7.0)	0	(0.0)	0	(0.0)	42	(32.6)	11	(8.5)	14	(10.9)	41	(31.8)	6	(4.7)	5	(3.9)	0	(0.0)	**129**	**(1.9)**
Z	0	(0.0)	0	(0.0)	0	(0.0)	1	(2.9)	0	(0.0)	8	(23.5)	0	(0.0)	8	(23.5)	0	(0.0)	1	(2.9)	14	(41.2)	2	(5.9)	0	(0.0)	0	(0.0)	**34**	**(0.5)**
ZA	1	(0.2)	4	(0.9)	178	(40.5)	5	(1.1)	15	(3.4)	6	(1.4)	2	(0.5)	34	(7.7)	27	(6.2)	32	(7.3)	74	(16.9)	13	(3.0)	47	(10.7)	1	(0.2)	**439**	**(6.4)**
ZB	1	(0.7)	2	(1.5)	6	(4.4)	2	(1.5)	26	(19.3)	1	(0.7)	0	(0.0)	31	(23.0)	14	(10.4)	17	(12.6)	17	(12.6)	4	(3.0)	13	(9.6)	1	(0.7)	**135**	**(2.0)**
ZC	0	(0.0)	2	(0.6)	254	(74.1)	3	(0.9)	15	(4.4)	3	(0.9)	0	(0.0)	22	(6.4)	1	(0.3)	11	(3.2)	26	(7.6)	1	(0.3)	5	(1.5)	0	(0.0)	**343**	**(5.0)**
ZD	1	(1.2)	4	(4.7)	1	(1.2)	0	(0.0)	12	(14.0)	1	(1.2)	1	(1.2)	9	(10.5)	10	(11.6)	19	(22.1)	17	(19.8)	1	(1.2)	10	(11.6)	0	(0.0)	**86**	**(1.2)**
ZE	4	(2.6)	0	(0.0)	97	(63.4)	1	(0.7)	3	(2.0)	1	(0.7)	0	(0.0)	29	(19.0)	4	(2.6)	10	(6.5)	1	(0.7)	1	(0.7)	2	(1.3)	0	(0.0)	**153**	**(2.2)**
ZF	0	(0.0)	0	(0.0)	0	(0.0)	1	(2.3)	5	(11.4)	0	(0.0)	1	(2.3)	20	(45.5)	8	(18.2)	0	(0.0)	2	(4.5)	1	(2.3)	6	(13.6)	0	(0.0)	**44**	**(0.6)**
Total	**30**	**(0.4)**	**105**	**(1.5)**	**3,590**	**(52.1)**	**69**	**(1.0)**	**424**	**(6.2)**	**59**	**(0.9)**	**38**	**(0.6)**	**805**	**(11.7)**	**281**	**(4.1)**	**412**	**(6.0)**	**665**	**(9.7)**	**49**	**(0.7)**	**333**	**(4.8)**	**26**	**(0.4)**	**6,886**	**(100.0)**
Grand Total	**64**	**(0.3)**	**367**	**(1.8)**	**10,700**	**(52.2)**	**151**	**(0.7)**	**1,302**	**(6.3)**	**161**	**(0.8)**	**95**	**(0.5)**	**2,317**	**(11.3)**	**872**	**(4.3)**	**1,212**	**(5.9)**	**1,989**	**(9.7)**	**162**	**(0.8)**	**1,076**	**(5.2)**	**49**	**(0.2)**	**20,517**	**(100.0)**

Totals may differ from Table 12 as unknown age is not excluded

TABLE 20 ADMISSIONS BY PRIMARY DIAGNOSTIC GROUP (UNPLANNED - FOLLOWING SURGERY), BY HEALTH ORGANISATION, 2014 - 2016

	DIAGNOSTIC GROUP																													
Year / Organisation	Blood / lymphatic		Body wall and cavities		Cardio - vascular		Endocrine / metabolic		Gastro - intestinal		Infection		Multisystem		Musculo - skeletal		Neurological		Oncology		Respiratory		Trauma		Other		Unknown		Total	
	n	(%)	n	(%)	n	(%)	n	(%)	n	(%)	n	(%)	n	(%)	n	(%)	n	(%)	n	(%)	n	(%)	n	(%)	n	(%)	n	(%)	n	(%)
2014																														
A	0	(0.0)	1	(1.7)	3	(5.1)	0	(0.0)	6	(10.2)	6	(10.2)	0	(0.0)	1	(1.7)	10	(16.9)	3	(5.1)	19	(32.2)	1	(1.7)	9	(15.3)	0	(0.0)	**59**	**(6.1)**
B	0	(0.0)	0	(0.0)	0	(0.0)	0	(0.0)	2	(100.0)	0	(0.0)	0	(0.0)	0	(0.0)	0	(0.0)	0	(0.0)	0	(0.0)	0	(0.0)	0	(0.0)	0	(0.0)	**2**	**(0.2)**
C	0	(0.0)	0	(0.0)	0	(0.0)	0	(0.0)	3	(11.5)	2	(7.7)	0	(0.0)	1	(3.8)	4	(15.4)	1	(3.8)	11	(42.3)	2	(7.7)	2	(7.7)	0	(0.0)	**26**	**(2.7)**
D	0	(0.0)	2	(4.3)	4	(8.5)	0	(0.0)	7	(14.9)	4	(8.5)	0	(0.0)	0	(0.0)	7	(14.9)	2	(4.3)	12	(25.5)	3	(6.4)	6	(12.8)	0	(0.0)	**47**	**(4.8)**
E1	1	(1.8)	1	(1.8)	4	(7.3)	3	(5.5)	7	(12.7)	3	(5.5)	0	(0.0)	0	(0.0)	10	(18.2)	7	(12.7)	14	(25.5)	0	(0.0)	5	(9.1)	0	(0.0)	**55**	**(5.7)**
E2	1	(6.3)	0	(0.0)	11	(68.8)	0	(0.0)	0	(0.0)	0	(0.0)	0	(0.0)	0	(0.0)	0	(0.0)	0	(0.0)	4	(25.0)	0	(0.0)	0	(0.0)	0	(0.0)	**16**	**(1.6)**
F	0	(0.0)	0	(0.0)	9	(32.1)	0	(0.0)	11	(39.3)	0	(0.0)	0	(0.0)	1	(3.6)	0	(0.0)	0	(0.0)	6	(21.4)	0	(0.0)	1	(3.6)	0	(0.0)	**28**	**(2.9)**
H	0	(0.0)	1	(2.3)	1	(2.3)	2	(4.5)	17	(38.6)	5	(11.4)	0	(0.0)	0	(0.0)	7	(15.9)	6	(13.6)	4	(9.1)	1	(2.3)	0	(0.0)	0	(0.0)	**44**	**(4.5)**
I	2	(4.7)	2	(4.7)	6	(14.0)	0	(0.0)	6	(14.0)	1	(2.3)	0	(0.0)	0	(0.0)	4	(9.3)	2	(4.7)	9	(20.9)	5	(11.6)	6	(14.0)	0	(0.0)	**43**	**(4.4)**
K2	0	(0.0)	3	(42.9)	2	(28.6)	0	(0.0)	0	(0.0)	0	(0.0)	0	(0.0)	0	(0.0)	0	(0.0)	0	(0.0)	2	(28.6)	0	(0.0)	0	(0.0)	0	(0.0)	**7**	**(0.7)**
K3	0	(0.0)	3	(4.9)	3	(4.9)	1	(1.6)	21	(34.4)	1	(1.6)	0	(0.0)	1	(1.6)	7	(11.5)	6	(9.8)	10	(16.4)	3	(4.9)	5	(8.2)	0	(0.0)	**61**	**(6.3)**
L	0	(0.0)	1	(10.0)	0	(0.0)	0	(0.0)	2	(20.0)	2	(20.0)	0	(0.0)	0	(0.0)	0	(0.0)	0	(0.0)	5	(50.0)	0	(0.0)	0	(0.0)	0	(0.0)	**10**	**(1.0)**
M	0	(0.0)	0	(0.0)	0	(0.0)	2	(7.7)	3	(11.5)	3	(11.5)	0	(0.0)	1	(3.8)	6	(23.1)	1	(3.8)	6	(23.1)	1	(3.8)	3	(11.5)	0	(0.0)	**26**	**(2.7)**
N	0	(0.0)	0	(0.0)	4	(10.5)	0	(0.0)	6	(15.8)	0	(0.0)	0	(0.0)	1	(2.6)	7	(18.4)	6	(15.8)	10	(26.3)	1	(2.6)	3	(7.9)	0	(0.0)	**38**	**(3.9)**
O	0	(0.0)	0	(0.0)	1	(100.0)	0	(0.0)	0	(0.0)	0	(0.0)	0	(0.0)	0	(0.0)	0	(0.0)	0	(0.0)	0	(0.0)	0	(0.0)	0	(0.0)	0	(0.0)	**1**	**(0.1)**
P	0	(0.0)	2	(6.9)	4	(13.8)	0	(0.0)	7	(24.1)	1	(3.4)	0	(0.0)	0	(0.0)	1	(3.4)	1	(3.4)	8	(27.6)	3	(10.3)	2	(6.9)	0	(0.0)	**29**	**(3.0)**
Q	0	(0.0)	1	(2.9)	3	(8.6)	0	(0.0)	12	(34.3)	2	(5.7)	0	(0.0)	0	(0.0)	4	(11.4)	1	(2.9)	8	(22.9)	0	(0.0)	4	(11.4)	0	(0.0)	**35**	**(3.6)**
R	0	(0.0)	3	(10.3)	1	(3.4)	1	(3.4)	4	(13.8)	0	(0.0)	0	(0.0)	0	(0.0)	2	(6.9)	3	(10.3)	12	(41.4)	1	(3.4)	2	(6.9)	0	(0.0)	**29**	**(3.0)**
S	0	(0.0)	0	(0.0)	0	(0.0)	0	(0.0)	0	(0.0)	0	(0.0)	0	(0.0)	0	(0.0)	1	(25.0)	0	(0.0)	2	(50.0)	0	(0.0)	1	(25.0)	0	(0.0)	**4**	**(0.4)**
T	0	(0.0)	0	(0.0)	1	(5.0)	0	(0.0)	5	(25.0)	3	(15.0)	0	(0.0)	0	(0.0)	5	(25.0)	1	(5.0)	2	(10.0)	1	(5.0)	2	(10.0)	0	(0.0)	**20**	**(2.1)**
U	0	(0.0)	0	(0.0)	0	(0.0)	0	(0.0)	3	(42.9)	0	(0.0)	0	(0.0)	0	(0.0)	0	(0.0)	0	(0.0)	4	(57.1)	0	(0.0)	0	(0.0)	0	(0.0)	**7**	**(0.7)**
V	1	(0.9)	3	(2.7)	46	(41.1)	1	(0.9)	19	(17.0)	1	(0.9)	1	(0.9)	3	(2.7)	9	(8.0)	5	(4.5)	11	(9.8)	6	(5.4)	6	(5.4)	0	(0.0)	**112**	**(11.5)**
W	1	(2.7)	1	(2.7)	7	(18.9)	1	(2.7)	4	(10.8)	2	(5.4)	0	(0.0)	0	(0.0)	8	(21.6)	2	(5.4)	2	(5.4)	8	(21.6)	1	(2.7)	0	(0.0)	**37**	**(3.8)**
X	0	(0.0)	1	(4.8)	3	(14.3)	0	(0.0)	6	(28.6)	1	(4.8)	0	(0.0)	0	(0.0)	0	(0.0)	1	(4.8)	5	(23.8)	2	(9.5)	2	(9.5)	0	(0.0)	**21**	**(2.2)**
Y	1	(5.0)	1	(5.0)	1	(5.0)	0	(0.0)	2	(10.0)	0	(0.0)	0	(0.0)	0	(0.0)	2	(10.0)	2	(10.0)	5	(25.0)	1	(5.0)	5	(25.0)	0	(0.0)	**20**	**(2.1)**
Z	0	(0.0)	1	(4.5)	1	(4.5)	1	(4.5)	7	(31.8)	2	(9.1)	0	(0.0)	0	(0.0)	0	(0.0)	0	(0.0)	6	(27.3)	2	(9.1)	2	(9.1)	0	(0.0)	**22**	**(2.3)**
ZA	0	(0.0)	1	(2.0)	6	(12.0)	0	(0.0)	11	(22.0)	4	(8.0)	0	(0.0)	0	(0.0)	5	(10.0)	0	(0.0)	14	(28.0)	0	(0.0)	9	(18.0)	0	(0.0)	**50**	**(5.2)**
ZB	0	(0.0)	1	(2.9)	3	(8.8)	3	(8.8)	9	(26.5)	3	(8.8)	0	(0.0)	0	(0.0)	2	(5.9)	2	(5.9)	4	(11.8)	0	(0.0)	7	(20.6)	0	(0.0)	**34**	**(3.5)**
ZC	0	(0.0)	1	(2.2)	8	(17.8)	0	(0.0)	10	(22.2)	5	(11.1)	0	(0.0)	2	(4.4)	2	(4.4)	0	(0.0)	10	(22.2)	1	(2.2)	6	(13.3)	0	(0.0)	**45**	**(4.6)**
ZD	0	(0.0)	0	(0.0)	2	(5.9)	0	(0.0)	3	(8.8)	0	(0.0)	0	(0.0)	0	(0.0)	2	(5.9)	9	(26.5)	4	(11.8)	1	(2.9)	13	(38.2)	0	(0.0)	**34**	**(3.5)**
ZE	0	(0.0)	0	(0.0)	1	(20.0)	0	(0.0)	0	(0.0)	0	(0.0)	0	(0.0)	0	(0.0)	0	(0.0)	3	(60.0)	1	(20.0)	0	(0.0)	0	(0.0)	0	(0.0)	**5**	**(0.5)**
ZF	0	(0.0)	0	(0.0)	0	(0.0)	0	(0.0)	2	(66.7)	0	(0.0)	0	(0.0)	0	(0.0)	0	(0.0)	0	(0.0)	0	(0.0)	0	(0.0)	1	(33.3)	0	(0.0)	**3**	**(0.3)**
Total	**7**	**(0.7)**	**30**	**(3.1)**	**135**	**(13.9)**	**15**	**(1.5)**	**195**	**(20.1)**	**51**	**(5.3)**	**1**	**(0.1)**	**11**	**(1.1)**	**105**	**(10.8)**	**64**	**(6.6)**	**210**	**(21.6)**	**43**	**(4.4)**	**103**	**(10.6)**	**0**	**(0.0)**	**970**	**(100.0)**
2015																														
A	0	(0.0)	3	(7.3)	0	(0.0)	1	(2.4)	4	(9.8)	3	(7.3)	0	(0.0)	2	(4.9)	3	(7.3)	2	(4.9)	12	(29.3)	0	(0.0)	11	(26.8)	0	(0.0)	**41**	**(3.7)**
C	0	(0.0)	4	(15.4)	0	(0.0)	1	(3.8)	6	(23.1)	1	(3.8)	0	(0.0)	0	(0.0)	2	(7.7)	2	(7.7)	5	(19.2)	2	(7.7)	3	(11.5)	0	(0.0)	**26**	**(2.4)**
D	0	(0.0)	0	(0.0)	5	(7.4)	2	(2.9)	18	(26.5)	1	(1.5)	0	(0.0)	1	(1.5)	2	(2.9)	6	(8.8)	25	(36.8)	5	(7.4)	3	(4.4)	0	(0.0)	**68**	**(6.2)**
E1	1	(1.8)	0	(0.0)	4	(7.1)	3	(5.4)	10	(17.9)	1	(1.8)	0	(0.0)	0	(0.0)	11	(19.6)	2	(3.6)	13	(23.2)	0	(0.0)	11	(19.6)	0	(0.0)	**56**	**(5.1)**
E2	0	(0.0)	0	(0.0)	14	(70.0)	0	(0.0)	0	(0.0)	0	(0.0)	0	(0.0)	0	(0.0)	0	(0.0)	0	(0.0)	6	(30.0)	0	(0.0)	0	(0.0)	0	(0.0)	**20**	**(1.8)**
F	0	(0.0)	2	(3.3)	40	(65.6)	0	(0.0)	3	(4.9)	1	(1.6)	0	(0.0)	0	(0.0)	0	(0.0)	0	(0.0)	9	(14.8)	1	(1.6)	5	(8.2)	0	(0.0)	**61**	**(5.5)**
G	1	(50.0)	0	(0.0)	0	(0.0)	0	(0.0)	0	(0.0)	0	(0.0)	0	(0.0)	0	(0.0)	0	(0.0)	0	(0.0)	1	(50.0)	0	(0.0)	0	(0.0)	0	(0.0)	**2**	**(0.2)**
H	0	(0.0)	1	(2.1)	1	(2.1)	1	(2.1)	17	(35.4)	3	(6.3)	0	(0.0)	0	(0.0)	9	(18.8)	9	(18.8)	5	(10.4)	1	(2.1)	1	(2.1)	0	(0.0)	**48**	**(4.3)**
I	0	(0.0)	1	(1.7)	22	(37.9)	1	(1.7)	11	(19.0)	2	(3.4)	0	(0.0)	1	(1.7)	5	(8.6)	2	(3.4)	6	(10.3)	3	(5.2)	3	(5.2)	1	(1.7)	**58**	**(5.3)**
K2	0	(0.0)	0	(0.0)	1	(33.3)	0	(0.0)	0	(0.0)	0	(0.0)	0	(0.0)	0	(0.0)	0	(0.0)	0	(0.0)	2	(66.7)	0	(0.0)	0	(0.0)	0	(0.0)	**3**	**(0.3)**
K3	1	(1.3)	7	(9.1)	3	(3.9)	1	(1.3)	18	(23.4)	3	(3.9)	0	(0.0)	0	(0.0)	13	(16.9)	6	(7.8)	15	(19.5)	2	(2.6)	8	(10.4)	0	(0.0)	**77**	**(7.0)**
L	0	(0.0)	0	(0.0)	0	(0.0)	0	(0.0)	1	(12.5)	0	(0.0)	1	(12.5)	0	(0.0)	1	(12.5)	0	(0.0)	4	(50.0)	0	(0.0)	0	(0.0)	1	(12.5)	**8**	**(0.7)**
M	0	(0.0)	1	(2.4)	1	(2.4)	1	(2.4)	5	(12.2)	1	(2.4)	0	(0.0)	3	(7.3)	6	(14.6)	5	(12.2)	6	(14.6)	3	(7.3)	9	(22.0)	0	(0.0)	**41**	**(3.7)**
N	0	(0.0)	0	(0.0)	0	(0.0)	0	(0.0)	12	(41.4)	2	(6.9)	0	(0.0)	0	(0.0)	5	(17.2)	0	(0.0)	7	(24.1)	2	(6.9)	1	(3.4)	0	(0.0)	**29**	**(2.6)**
O	0	(0.0)	0	(0.0)	3	(75.0)	0	(0.0)	0	(0.0)	0	(0.0)	0	(0.0)	0	(0.0)	0	(0.0)	0	(0.0)	1	(25.0)	0	(0.0)	0	(0.0)	0	(0.0)	**4**	**(0.4)**
P	0	(0.0)	6	(14.3)	4	(9.5)	0	(0.0)	12	(28.6)	0	(0.0)	0	(0.0)	0	(0.0)	2	(4.8)	2	(4.8)	14	(33.3)	1	(2.4)	1	(2.4)	0	(0.0)	**42**	**(3.8)**
Q	0	(0.0)	2	(8.0)	0	(0.0)	1	(4.0)	4	(16.0)	2	(8.0)	0	(0.0)	3	(12.0)	0	(0.0)	1	(4.0)	9	(36.0)	2	(8.0)	1	(4.0)	0	(0.0)	**25**	**(2.3)**
R	1	(2.4)	0	(0.0)	4	(9.8)	0	(0.0)	5	(12.2)	3	(7.3)	0	(0.0)	2	(4.9)	7	(17.1)	4	(9.8)	11	(26.8)	1	(2.4)	3	(7.3)	0	(0.0)	**41**	**(3.7)**
S	0	(0.0)	0	(0.0)	1	(100.0)	0	(0.0)	0	(0.0)	0	(0.0)	0	(0.0)	0	(0.0)	0	(0.0)	0	(0.0)	0	(0.0)	0	(0.0)	0	(0.0)	0	(0.0)	**1**	**(0.1)**
T	0	(0.0)	0	(0.0)	0	(0.0)	0	(0.0)	8	(42.1)	0	(0.0)	0	(0.0)	0	(0.0)	5	(26.3)	0	(0.0)	3	(15.8)	1	(5.3)	2	(10.5)	0	(0.0)	**19**	**(1.7)**
U	0	(0.0)	0	(0.0)	0	(0.0)	0	(0.0)	2	(13.3)	4	(26.7)	0	(0.0)	0	(0.0)	0	(0.0)	0	(0.0)	6	(40.0)	2	(13.3)	1	(6.7)	0	(0.0)	**15**	**(1.4)**
V	2	(1.5)	7	(5.3)	33	(24.8)	4	(3.0)	28	(21.1)	6	(4.5)	3	(2.3)	2	(1.5)	12	(9.0)	10	(7.5)	21	(15.8)	3	(2.3)	2	(1.5)	0	(0.0)	**133**	**(12.0)**
W	1	(2.4)	0	(0.0)	10	(24.4)	0	(0.0)	6	(14.6)	2	(4.9)	0	(0.0)	0	(0.0)	5	(12.2)	3	(7.3)	5	(12.2)	7	(17.1)	2	(4.9)	0	(0.0)	**41**	**(3.7)**
X	0	(0.0)	0	(0.0)	4	(14.8)	1	(3.7)	12	(44.4)	0	(0.0)	0	(0.0)	0	(0.0)	0	(0.0)	0	(0.0)	7	(25.9)	1	(3.7)	2	(7.4)	0	(0.0)	**27**	**(2.4)**
Y	0	(0.0)	0	(0.0)	0	(0.0)	2	(11.1)	7	(38.9)	0	(0.0)	0	(0.0)	1	(5.6)	0	(0.0)	0	(0.0)	6	(33.3)	0	(0.0)	2	(11.1)	0	(0.0)	**18**	**(1.6)**
Z	0	(0.0)	0	(0.0)	0	(0.0)	1	(3.4)	7	(24.1)	4	(13.8)	0	(0.0)	0	(0.0)	5	(17.2)	0	(0.0)	8	(27.6)	0	(0.0)	2	(6.9)	2	(6.9)	**29**	**(2.6)**
ZA	0	(0.0)	1	(1.5)	6	(9.1)	0	(0.0)	12	(18.2)	3	(4.5)	0	(0.0)	0	(0.0)	3	(4.5)	3	(4.5)	14	(21.2)	6	(9.1)	17	(25.8)	1	(1.5)	**66**	**(6.0)**
ZB	3	(6.5)	0	(0.0)	4	(8.7)	1	(2.2)	14	(30.4)	1	(2.2)	0	(0.0)	0	(0.0)	3	(6.5)	2	(4.3)	11	(23.9)	1	(2.2)	6	(13.0)	0	(0.0)	**46**	**(4.2)**
ZC	0	(0.0)	0	(0.0)	8	(25.8)	1	(3.2)	6	(19.4)	1	(3.2)	0	(0.0)	4	(12.9)	0	(0.0)	1	(3.2)	7	(22.6)	1	(3.2)	2	(6.5)	0	(0.0)	**31**	**(2.8)**
ZD	1	(4.5)	0	(0.0)	1	(4.5)	1	(4.5)	1	(4.5)	0	(0.0)	0	(0.0)	2	(9.1)	1	(4.5)	0	(0.0)	8	(36.4)	1	(4.5)	6	(27.3)	0	(0.0)	**22**	**(2.0)**
ZE	0	(0.0)	0	(0.0)	0	(0.0)	0	(0.0)	0	(0.0)	0	(0.0)	0	(0.0)	0	(0.0)	0	(0.0)	0	(0.0)	0	(0.0)	1	(50.0)	1	(50.0)	0	(0.0)	**2**	**(0.2)**
ZF	1	(25.0)	1	(25.0)	0	(0.0)	0	(0.0)	0	(0.0)	0	(0.0)	0	(0.0)	0	(0.0)	0	(0.0)	0	(0.0)	1	(25.0)	0	(0.0)	1	(25.0)	0	(0.0)	**4**	**(0.4)**
Total	**12**	**(1.1)**	**36**	**(3.3)**	**169**	**(15.3)**	**23**	**(2.1)**	**229**	**(20.7)**	**44**	**(4.0)**	**4**	**(0.4)**	**21**	**(1.9)**	**100**	**(9.1)**	**60**	**(5.4)**	**248**	**(22.5)**	**47**	**(4.3)**	**106**	**(9.6)**	**5**	**(0.5)**	**1,104**	**(100.0)**
2016																														
A	0	(0.0)	1	(2.2)	2	(4.4)	2	(4.4)	14	(31.1)	3	(6.7)	0	(0.0)	1	(2.2)	5	(11.1)	5	(11.1)	7	(15.6)	1	(2.2)	4	(8.9)	0	(0.0)	**45**	**(4.3)**
C	0	(0.0)	3	(10.7)	1	(3.6)	1	(3.6)	5	(17.9)	0	(0.0)	0	(0.0)	0	(0.0)	6	(21.4)	3	(10.7)	6	(21.4)	1	(3.6)	2	(7.1)	0	(0.0)	**28**	**(2.7)**
D	0	(0.0)	0	(0.0)	3	(4.5)	5	(7.5)	13	(19.4)	7	(10.4)	0	(0.0)	0	(0.0)	7	(10.4)	7	(10.4)	21	(31.3)	2	(3.0)	2	(3.0)	0	(0.0)	**67**	**(6.5)**
E1	2	(4.4)	0	(0.0)	4	(8.9)	1	(2.2)	10	(22.2)	1	(2.2)	0	(0.0)	1	(2.2)	9	(20.0)	6	(13.3)	7	(15.6)	1	(2.2)	3	(6.7)	0	(0.0)	**45**	**(4.3)**
E2	0	(0.0)	0	(0.0)	9	(64.3)	0	(0.0)	0	(0.0)	0	(0.0)	0	(0.0)	0	(0.0)	0	(0.0)	0	(0.0)	4	(28.6)	1	(7.1)	0	(0.0)	0	(0.0)	**14**	**(1.3)**
F	0	(0.0)	0	(0.0)	33	(62.3)	0	(0.0)	1	(1.9)	0	(0.0)	0	(0.0)	0	(0.0)	0	(0.0)	0	(0.0)	13	(24.5)	0	(0.0)	5	(9.4)	1	(1.9)	**53**	**(5.1)**
G	0	(0.0)	0	(0.0)	0	(0.0)	0	(0.0)	0	(0.0)	0	(0.0)	0	(0.0)	0	(0.0)	0	(0.0)	1	(50.0)	1	(50.0)	0	(0.0)	0	(0.0)	0	(0.0)	**2**	**(0.2)**
H	0	(0.0)	2	(4.9)	3	(7.3)	2	(4.9)	11	(26.8)	0	(0.0)	0	(0.0)	0	(0.0)	7	(17.1)	6	(14.6)	5	(12.2)	5	(12.2)	0	(0.0)	0	(0.0)	**41**	**(3.9)**
I	2	(3.8)	3	(5.8)	7	(13.5)	0	(0.0)	10	(19.2)	2	(3.8)	0	(0.0)	0	(0.0)	6	(11.5)	1	(1.9)	12	(23.1)	4	(7.7)	4	(7.7)	1	(1.9)	**52**	**(5.0)**
K2	0	(0.0)	0	(0.0)	7	(53.8)	1	(7.7)	0	(0.0)	2	(15.4)	0	(0.0)	0	(0.0)	0	(0.0)	0	(0.0)	3	(23.1)	0	(0.0)	0	(0.0)	0	(0.0)	**13**	**(1.3)**
K3	0	(0.0)	7	(10.0)	2	(2.9)	2	(2.9)	13	(18.6)	4	(5.7)	0	(0.0)	0	(0.0)	10	(14.3)	3	(4.3)	20	(28.6)	5	(7.1)	4	(5.7)	0	(0.0)	**70**	**(6.7)**
L	0	(0.0)	0	(0.0)	0	(0.0)	0	(0.0)	0	(0.0)	0	(0.0)	0	(0.0)	1	(25.0)	0	(0.0)	0	(0.0)	2	(50.0)	0	(0.0)	1	(25.0)	0	(0.0)	**4**	**(0.4)**
M	1	(2.4)	1	(2.4)	0	(0.0)	1	(2.4)	8	(19.5)	4	(9.8)	1	(2.4)	1	(2.4)	3	(7.3)	4	(9.8)	7	(17.1)	2	(4.9)	8	(19.5)	0	(0.0)	**41**	**(3.9)**
N	0	(0.0)	0	(0.0)	0	(0.0)	2	(7.7)	12	(46.2)	2	(7.7)	0	(0.0)	0	(0.0)	2	(7.7)	4	(15.4)	1	(3.8)	1	(3.8)	2	(7.7)	0	(0.0)	**26**	**(2.5)**
O	0	(0.0)	0	(0.0)	5	(83.3)	0	(0.0)	0	(0.0)	0	(0.0)	0	(0.0)	0	(0.0)	0	(0.0)	0	(0.0)	1	(16.7)	0	(0.0)	0	(0.0)	0	(0.0)	**6**	**(0.6)**
P	1	(3.7)	0	(0.0)	4	(14.8)	1	(3.7)	5	(18.5)	0	(0.0)	0	(0.0)	0	(0.0)	1	(3.7)	1	(3.7)	12	(44.4)	0	(0.0)	2	(7.4)	0	(0.0)	**27**	**(2.6)**
Q	0	(0.0)	2	(4.5)	0	(0.0)	2	(4.5)	10	(22.7)	5	(11.4)	0	(0.0)	2	(4.5)	2	(4.5)	4	(9.1)	9	(20.5)	3	(6.8)	3	(6.8)	2	(4.5)	**44**	**(4.2)**
R	0	(0.0)	1	(3.4)	3	(10.3)	1	(3.4)	7	(24.1)	3	(10.3)	0	(0.0)	3	(10.3)	0	(0.0)	4	(13.8)	7	(24.1)	0	(0.0)	0	(0.0)	0	(0.0)	**29**	**(2.8)**
S	0	(0.0)	0	(0.0)	0	(0.0)	0	(0.0)	0	(0.0)	1	(100.0)	0	(0.0)	0	(0.0)	0	(0.0)	0	(0.0)	0	(0.0)	0	(0.0)	0	(0.0)	0	(0.0)	**1**	**(0.1)**
T	0	(0.0)	1	(3.7)	2	(7.4)	0	(0.0)	15	(55.6)	0	(0.0)	0	(0.0)	0	(0.0)	7	(25.9)	0	(0.0)	1	(3.7)	1	(3.7)	0	(0.0)	0	(0.0)	**27**	**(2.6)**
U	0	(0.0)	1	(6.3)	0	(0.0)	0	(0.0)	2	(12.5)	1	(6.3)	0	(0.0)	0	(0.0)	0	(0.0)	0	(0.0)	10	(62.5)	1	(6.3)	1	(6.3)	0	(0.0)	**16**	**(1.5)**
V	0	(0.0)	5	(6.1)	28	(34.1)	0	(0.0)	16	(19.5)	3	(3.7)	0	(0.0)	1	(1.2)	3	(3.7)	7	(8.5)	9	(11.0)	3	(3.7)	7	(8.5)	0	(0.0)	**82**	**(7.9)**
W	2	(5.7)	0	(0.0)	5	(14.3)	0	(0.0)	5	(14.3)	0	(0.0)	0	(0.0)	1	(2.9)	7	(20.0)	3	(8.6)	5	(14.3)	3	(8.6)	3	(8.6)	1	(2.9)	**35**	**(3.4)**
X	0	(0.0)	1	(4.8)	3	(14.3)	0	(0.0)	8	(38.1)	1	(4.8)	0	(0.0)	0	(0.0)	1	(4.8)	0	(0.0)	5	(23.8)	0	(0.0)	2	(9.5)	0	(0.0)	**21**	**(2.0)**
Y	0	(0.0)	2	(6.7)	0	(0.0)	1	(3.3)	7	(23.3)	0	(0.0)	0	(0.0)	4	(13.3)	1	(3.3)	1	(3.3)	10	(33.3)	2	(6.7)	2	(6.7)	0	(0.0)	**30**	**(2.9)**
Z	0	(0.0)	0	(0.0)	1	(3.2)	5	(16.1)	2	(6.5)	1	(3.2)	0	(0.0)	0	(0.0)	1	(3.2)	0	(0.0)	19	(61.3)	2	(6.5)	0	(0.0)	0	(0.0)	**31**	**(3.0)**
ZA	0	(0.0)	3	(4.0)	7	(9.3)	0	(0.0)	9	(12.0)	11	(14.7)	0	(0.0)	0	(0.0)	6	(8.0)	4	(5.3)	18	(24.0)	2	(2.7)	15	(20.0)	0	(0.0)	**75**	**(7.2)**
ZB	0	(0.0)	0	(0.0)	1	(2.1)	2	(4.2)	15	(31.3)	3	(6.3)	0	(0.0)	0	(0.0)	5	(10.4)	0	(0.0)	15	(31.3)	0	(0.0)	7	(14.6)	0	(0.0)	**48**	**(4.6)**
ZC	2	(4.8)	4	(9.5)	9	(21.4)	1	(2.4)	13	(31.0)	2	(4.8)	0	(0.0)	2	(4.8)	0	(0.0)	1	(2.4)	6	(14.3)	0	(0.0)	2	(4.8)	0	(0.0)	**42**	**(4.0)**
ZD	0	(0.0)	0	(0.0)	0	(0.0)	0	(0.0)	1	(7.1)	1	(7.1)	0	(0.0)	0	(0.0)	4	(28.6)	1	(7.1)	3	(21.4)	3	(21.4)	1	(7.1)	0	(0.0)	**14**	**(1.3)**
ZE	0	(0.0)	0	(0.0)	0	(0.0)	0	(0.0)	0	(0.0)	0	(0.0)	0	(0.0)	0	(0.0)	0	(0.0)	0	(0.0)	2	(100.0)	0	(0.0)	0	(0.0)	0	(0.0)	**2**	**(0.2)**
ZF	0	(0.0)	0	(0.0)	0	(0.0)	0	(0.0)	0	(0.0)	1	(14.3)	0	(0.0)	0	(0.0)	0	(0.0)	0	(0.0)	6	(85.7)	0	(0.0)	0	(0.0)	0	(0.0)	**7**	**(0.7)**
Total	**10**	**(1.0)**	**37**	**(3.6)**	**139**	**(13.4)**	**30**	**(2.9)**	**212**	**(20.4)**	**58**	**(5.6)**	**1**	**(0.1)**	**17**	**(1.6)**	**93**	**(9.0)**	**66**	**(6.4)**	**247**	**(23.8)**	**43**	**(4.1)**	**80**	**(7.7)**	**5**	**(0.5)**	**1,038**	**(100.0)**
Grand Total	29	(0.9)	103	(3.3)	443	(14.2)	68	(2.2)	636	(20.4)	153	(4.9)	6	(0.2)	49	(1.6)	298	(9.6)	190	(6.1)	705	(22.7)	133	(4.3)	289	(9.3)	10	(0.3)	3,112	(100.0)

Totals may differ from Table 12 as unknown age is not excluded

TABLE 21 ADMISSIONS BY PRIMARY DIAGNOSTIC GROUP (PLANNED - OTHER), BY HEALTH ORGANISATION, 2014 - 2016

Year / Organisation	DIAGNOSTIC GROUP																													
	Blood / lymphatic		Body wall and cavities		Cardio - vascular		Endocrine / metabolic		Gastro - intestinal		Infection		Multisystem		Musculo - skeletal		Neurological		Oncology		Respiratory		Trauma		Other		Unknown		Total	
	n	(%)	n	(%)	n	(%)	n	(%)	n	(%)	n	(%)	n	(%)	n	(%)	n	(%)	n	(%)	n	(%)	n	(%)	n	(%)	n	(%)	n	(%)
2014																														
A	0	(0.0)	1	(2.1)	2	(4.3)	0	(0.0)	0	(0.0)	0	(0.0)	0	(0.0)	1	(2.1)	3	(6.4)	7	(14.9)	16	(34.0)	0	(0.0)	17	(36.2)	0	(0.0)	**47**	**(3.6)**
B	0	(0.0)	0	(0.0)	1	(9.1)	0	(0.0)	0	(0.0)	0	(0.0)	1	(9.1)	4	(36.4)	0	(0.0)	0	(0.0)	5	(45.5)	0	(0.0)	0	(0.0)	0	(0.0)	**11**	**(0.8)**
C	0	(0.0)	0	(0.0)	1	(25.0)	0	(0.0)	0	(0.0)	0	(0.0)	0	(0.0)	0	(0.0)	0	(0.0)	0	(0.0)	2	(50.0)	0	(0.0)	1	(25.0)	0	(0.0)	**4**	**(0.3)**
D	0	(0.0)	0	(0.0)	2	(5.0)	8	(20.0)	0	(0.0)	1	(2.5)	0	(0.0)	2	(5.0)	6	(15.0)	1	(2.5)	16	(40.0)	0	(0.0)	4	(10.0)	0	(0.0)	**40**	**(3.0)**
E1	2	(1.2)	20	(11.7)	28	(16.4)	8	(4.7)	23	(13.5)	2	(1.2)	2	(1.2)	2	(1.2)	22	(12.9)	5	(2.9)	30	(17.5)	0	(0.0)	27	(15.8)	0	(0.0)	**171**	**(13.0)**
E2	0	(0.0)	0	(0.0)	63	(77.8)	0	(0.0)	0	(0.0)	0	(0.0)	0	(0.0)	2	(2.5)	0	(0.0)	1	(1.2)	15	(18.5)	0	(0.0)	0	(0.0)	0	(0.0)	**81**	**(6.2)**
F	0	(0.0)	0	(0.0)	48	(47.5)	3	(3.0)	0	(0.0)	0	(0.0)	0	(0.0)	0	(0.0)	24	(23.8)	0	(0.0)	24	(23.8)	0	(0.0)	1	(1.0)	1	(1.0)	**101**	**(7.7)**
H	2	(4.3)	0	(0.0)	1	(2.1)	6	(12.8)	5	(10.6)	2	(4.3)	0	(0.0)	0	(0.0)	10	(21.3)	2	(4.3)	15	(31.9)	3	(6.4)	1	(2.1)	0	(0.0)	**47**	**(3.6)**
I	0	(0.0)	1	(4.2)	10	(41.7)	0	(0.0)	1	(4.2)	2	(8.3)	1	(4.2)	0	(0.0)	1	(4.2)	0	(0.0)	7	(29.2)	0	(0.0)	0	(0.0)	1	(4.2)	**24**	**(1.8)**
K2	0	(0.0)	0	(0.0)	29	(80.6)	0	(0.0)	0	(0.0)	1	(2.8)	0	(0.0)	0	(0.0)	0	(0.0)	0	(0.0)	6	(16.7)	0	(0.0)	0	(0.0)	0	(0.0)	**36**	**(2.7)**
K3	1	(7.1)	0	(0.0)	2	(14.3)	0	(0.0)	1	(7.1)	1	(7.1)	0	(0.0)	0	(0.0)	4	(28.6)	0	(0.0)	4	(28.6)	0	(0.0)	1	(7.1)	0	(0.0)	**14**	**(1.1)**
L	0	(0.0)	0	(0.0)	0	(0.0)	0	(0.0)	0	(0.0)	3	(16.7)	1	(5.6)	2	(11.1)	1	(5.6)	0	(0.0)	8	(44.4)	0	(0.0)	3	(16.7)	0	(0.0)	**18**	**(1.4)**
M	0	(0.0)	0	(0.0)	0	(0.0)	0	(0.0)	0	(0.0)	1	(16.7)	0	(0.0)	0	(0.0)	2	(33.3)	1	(16.7)	2	(33.3)	0	(0.0)	0	(0.0)	0	(0.0)	**6**	**(0.5)**
N	0	(0.0)	0	(0.0)	3	(27.3)	1	(9.1)	0	(0.0)	0	(0.0)	0	(0.0)	0	(0.0)	1	(9.1)	1	(9.1)	4	(36.4)	0	(0.0)	1	(9.1)	0	(0.0)	**11**	**(0.8)**
O	0	(0.0)	1	(1.8)	42	(76.4)	0	(0.0)	1	(1.8)	0	(0.0)	0	(0.0)	0	(0.0)	0	(0.0)	0	(0.0)	9	(16.4)	0	(0.0)	2	(3.6)	0	(0.0)	**55**	**(4.2)**
P	0	(0.0)	2	(13.3)	6	(40.0)	0	(0.0)	1	(6.7)	0	(0.0)	0	(0.0)	0	(0.0)	0	(0.0)	1	(6.7)	5	(33.3)	0	(0.0)	0	(0.0)	0	(0.0)	**15**	**(1.1)**
Q	0	(0.0)	8	(27.6)	2	(6.9)	1	(3.4)	1	(3.4)	1	(3.4)	0	(0.0)	0	(0.0)	4	(13.8)	0	(0.0)	12	(41.4)	0	(0.0)	0	(0.0)	0	(0.0)	**29**	**(2.2)**
R	0	(0.0)	0	(0.0)	23	(65.7)	0	(0.0)	0	(0.0)	0	(0.0)	0	(0.0)	1	(2.9)	1	(2.9)	5	(14.3)	4	(11.4)	0	(0.0)	1	(2.9)	0	(0.0)	**35**	**(2.7)**
S	0	(0.0)	0	(0.0)	1	(50.0)	0	(0.0)	0	(0.0)	0	(0.0)	0	(0.0)	1	(50.0)	0	(0.0)	0	(0.0)	0	(0.0)	0	(0.0)	0	(0.0)	0	(0.0)	**2**	**(0.2)**
T	0	(0.0)	0	(0.0)	0	(0.0)	0	(0.0)	0	(0.0)	0	(0.0)	0	(0.0)	0	(0.0)	0	(0.0)	0	(0.0)	1	(50.0)	0	(0.0)	1	(50.0)	0	(0.0)	**2**	**(0.2)**
U	0	(0.0)	0	(0.0)	1	(33.3)	0	(0.0)	0	(0.0)	1	(33.3)	0	(0.0)	0	(0.0)	0	(0.0)	0	(0.0)	1	(33.3)	0	(0.0)	0	(0.0)	0	(0.0)	**3**	**(0.2)**
V	0	(0.0)	3	(6.3)	25	(52.1)	1	(2.1)	7	(14.6)	0	(0.0)	0	(0.0)	2	(4.2)	2	(4.2)	3	(6.3)	1	(2.1)	0	(0.0)	4	(8.3)	0	(0.0)	**48**	**(3.7)**
W	0	(0.0)	1	(5.9)	10	(58.8)	0	(0.0)	0	(0.0)	0	(0.0)	0	(0.0)	0	(0.0)	2	(11.8)	0	(0.0)	4	(23.5)	0	(0.0)	0	(0.0)	0	(0.0)	**17**	**(1.3)**
X	0	(0.0)	5	(2.5)	131	(65.2)	4	(2.0)	7	(3.5)	9	(4.5)	2	(1.0)	0	(0.0)	5	(2.5)	2	(1.0)	25	(12.4)	0	(0.0)	10	(5.0)	1	(0.5)	**201**	**(15.3)**
Y	0	(0.0)	0	(0.0)	0	(0.0)	0	(0.0)	0	(0.0)	0	(0.0)	0	(0.0)	0	(0.0)	0	(0.0)	1	(33.3)	1	(33.3)	0	(0.0)	1	(33.3)	0	(0.0)	**3**	**(0.2)**
Z	2	(8.7)	0	(0.0)	2	(8.7)	1	(4.3)	6	(26.1)	2	(8.7)	0	(0.0)	1	(4.3)	0	(0.0)	0	(0.0)	7	(30.4)	0	(0.0)	2	(8.7)	0	(0.0)	**23**	**(1.8)**
ZA	1	(5.0)	0	(0.0)	11	(55.0)	1	(5.0)	0	(0.0)	0	(0.0)	0	(0.0)	0	(0.0)	1	(5.0)	2	(10.0)	4	(20.0)	0	(0.0)	0	(0.0)	0	(0.0)	**20**	**(1.5)**
ZB	0	(0.0)	4	(17.4)	10	(43.5)	0	(0.0)	0	(0.0)	0	(0.0)	0	(0.0)	1	(4.3)	0	(0.0)	0	(0.0)	2	(8.7)	0	(0.0)	6	(26.1)	0	(0.0)	**23**	**(1.8)**
ZC	2	(1.3)	20	(12.9)	41	(26.5)	5	(3.2)	19	(12.3)	8	(5.2)	1	(0.6)	4	(2.6)	8	(5.2)	3	(1.9)	34	(21.9)	4	(2.6)	6	(3.9)	0	(0.0)	**155**	**(11.8)**
ZD	0	(0.0)	0	(0.0)	0	(0.0)	0	(0.0)	1	(12.5)	0	(0.0)	0	(0.0)	0	(0.0)	3	(37.5)	1	(12.5)	0	(0.0)	0	(0.0)	3	(37.5)	0	(0.0)	**8**	**(0.6)**
ZE	1	(2.1)	0	(0.0)	34	(72.3)	0	(0.0)	0	(0.0)	0	(0.0)	0	(0.0)	4	(8.5)	1	(2.1)	1	(2.1)	1	(2.1)	3	(6.4)	2	(4.3)	0	(0.0)	**47**	**(3.6)**
ZF	0	(0.0)	0	(0.0)	0	(0.0)	0	(0.0)	1	(6.7)	0	(0.0)	1	(6.7)	0	(0.0)	3	(20.0)	2	(13.3)	7	(46.7)	0	(0.0)	0	(0.0)	1	(6.7)	**15**	**(1.1)**
Total	**11**	**(0.8)**	**66**	**(5.0)**	**529**	**(40.3)**	**39**	**(3.0)**	**74**	**(5.6)**	**34**	**(2.6)**	**9**	**(0.7)**	**27**	**(2.1)**	**104**	**(7.9)**	**39**	**(3.0)**	**272**	**(20.7)**	**10**	**(0.8)**	**94**	**(7.2)**	**4**	**(0.3)**	**1,312**	**(100.0)**
2015																														
A	1	(2.2)	0	(0.0)	0	(0.0)	2	(4.3)	1	(2.2)	2	(4.3)	1	(2.2)	2	(4.3)	4	(8.7)	2	(4.3)	15	(32.6)	1	(2.2)	15	(32.6)	0	(0.0)	**46**	**(4.2)**
C	0	(0.0)	0	(0.0)	1	(10.0)	0	(0.0)	2	(20.0)	1	(10.0)	0	(0.0)	1	(10.0)	0	(0.0)	0	(0.0)	5	(50.0)	0	(0.0)	0	(0.0)	0	(0.0)	**10**	**(0.9)**
D	0	(0.0)	0	(0.0)	3	(14.3)	3	(14.3)	1	(4.8)	0	(0.0)	0	(0.0)	0	(0.0)	4	(19.0)	0	(0.0)	7	(33.3)	0	(0.0)	3	(14.3)	0	(0.0)	**21**	**(1.9)**
E1	6	(3.1)	16	(8.4)	24	(12.6)	18	(9.4)	17	(8.9)	1	(0.5)	1	(0.5)	3	(1.6)	40	(20.9)	8	(4.2)	41	(21.5)	0	(0.0)	16	(8.4)	0	(0.0)	**191**	**(17.5)**
E2	0	(0.0)	0	(0.0)	52	(81.3)	0	(0.0)	0	(0.0)	1	(1.6)	0	(0.0)	0	(0.0)	0	(0.0)	0	(0.0)	11	(17.2)	0	(0.0)	0	(0.0)	0	(0.0)	**64**	**(5.9)**
F	1	(1.4)	0	(0.0)	42	(59.2)	0	(0.0)	2	(2.8)	1	(1.4)	0	(0.0)	0	(0.0)	7	(9.9)	0	(0.0)	12	(16.9)	0	(0.0)	4	(5.6)	2	(2.8)	**71**	**(6.5)**
H	3	(6.3)	0	(0.0)	0	(0.0)	3	(6.3)	9	(18.8)	0	(0.0)	0	(0.0)	1	(2.1)	15	(31.3)	4	(8.3)	12	(25.0)	1	(2.1)	0	(0.0)	0	(0.0)	**48**	**(4.4)**
I	0	(0.0)	0	(0.0)	1	(6.7)	0	(0.0)	1	(6.7)	1	(6.7)	0	(0.0)	0	(0.0)	0	(0.0)	1	(6.7)	8	(53.3)	1	(6.7)	1	(6.7)	1	(6.7)	**15**	**(1.4)**
K2	0	(0.0)	0	(0.0)	33	(94.3)	0	(0.0)	0	(0.0)	1	(2.9)	0	(0.0)	0	(0.0)	0	(0.0)	1	(2.9)	0	(0.0)	0	(0.0)	0	(0.0)	0	(0.0)	**35**	**(3.2)**
K3	1	(5.9)	3	(17.6)	2	(11.8)	0	(0.0)	0	(0.0)	0	(0.0)	0	(0.0)	0	(0.0)	3	(17.6)	0	(0.0)	7	(41.2)	0	(0.0)	1	(5.9)	0	(0.0)	**17**	**(1.6)**
L	0	(0.0)	0	(0.0)	0	(0.0)	1	(8.3)	0	(0.0)	0	(0.0)	0	(0.0)	2	(16.7)	1	(8.3)	0	(0.0)	7	(58.3)	0	(0.0)	1	(8.3)	0	(0.0)	**12**	**(1.1)**
M	1	(5.3)	1	(5.3)	1	(5.3)	0	(0.0)	0	(0.0)	0	(0.0)	2	(10.5)	0	(0.0)	2	(10.5)	2	(10.5)	7	(36.8)	0	(0.0)	3	(15.8)	0	(0.0)	**19**	**(1.7)**
N	0	(0.0)	0	(0.0)	1	(14.3)	1	(14.3)	0	(0.0)	0	(0.0)	1	(14.3)	1	(14.3)	0	(0.0)	0	(0.0)	1	(14.3)	1	(14.3)	1	(14.3)	0	(0.0)	**7**	**(0.6)**
O	0	(0.0)	0	(0.0)	29	(82.9)	0	(0.0)	1	(2.9)	0	(0.0)	0	(0.0)	0	(0.0)	1	(2.9)	0	(0.0)	4	(11.4)	0	(0.0)	0	(0.0)	0	(0.0)	**35**	**(3.2)**
P	0	(0.0)	2	(13.3)	5	(33.3)	0	(0.0)	3	(20.0)	1	(6.7)	0	(0.0)	0	(0.0)	1	(6.7)	0	(0.0)	3	(20.0)	0	(0.0)	0	(0.0)	0	(0.0)	**15**	**(1.4)**
Q	0	(0.0)	6	(27.3)	1	(4.5)	0	(0.0)	0	(0.0)	0	(0.0)	0	(0.0)	3	(13.6)	2	(9.1)	0	(0.0)	9	(40.9)	0	(0.0)	1	(4.5)	0	(0.0)	**22**	**(2.0)**
R	0	(0.0)	0	(0.0)	11	(55.0)	0	(0.0)	3	(15.0)	1	(5.0)	0	(0.0)	0	(0.0)	0	(0.0)	1	(5.0)	4	(20.0)	0	(0.0)	0	(0.0)	0	(0.0)	**20**	**(1.8)**
S	0	(0.0)	0	(0.0)	1	(20.0)	0	(0.0)	0	(0.0)	0	(0.0)	1	(20.0)	0	(0.0)	0	(0.0)	0	(0.0)	3	(60.0)	0	(0.0)	0	(0.0)	0	(0.0)	**5**	**(0.5)**
T	0	(0.0)	1	(9.1)	0	(0.0)	0	(0.0)	0	(0.0)	0	(0.0)	1	(9.1)	0	(0.0)	3	(27.3)	2	(18.2)	3	(27.3)	0	(0.0)	1	(9.1)	0	(0.0)	**11**	**(1.0)**
U	0	(0.0)	0	(0.0)	0	(0.0)	0	(0.0)	0	(0.0)	0	(0.0)	0	(0.0)	0	(0.0)	1	(25.0)	0	(0.0)	3	(75.0)	0	(0.0)	0	(0.0)	0	(0.0)	**4**	**(0.4)**
V	1	(3.1)	5	(15.6)	6	(18.8)	0	(0.0)	4	(12.5)	3	(9.4)	0	(0.0)	1	(3.1)	4	(12.5)	0	(0.0)	3	(9.4)	0	(0.0)	5	(15.6)	0	(0.0)	**32**	**(2.9)**
W	0	(0.0)	0	(0.0)	13	(59.1)	0	(0.0)	0	(0.0)	0	(0.0)	0	(0.0)	1	(4.5)	1	(4.5)	0	(0.0)	7	(31.8)	0	(0.0)	0	(0.0)	0	(0.0)	**22**	**(2.0)**
X	0	(0.0)	2	(1.1)	113	(63.8)	4	(2.3)	4	(2.3)	5	(2.8)	0	(0.0)	0	(0.0)	3	(1.7)	2	(1.1)	27	(15.3)	0	(0.0)	17	(9.6)	0	(0.0)	**177**	**(16.2)**
Y	0	(0.0)	1	(16.7)	0	(0.0)	0	(0.0)	0	(0.0)	0	(0.0)	0	(0.0)	0	(0.0)	2	(33.3)	0	(0.0)	2	(33.3)	0	(0.0)	1	(16.7)	0	(0.0)	**6**	**(0.5)**
Z	1	(6.3)	0	(0.0)	1	(6.3)	0	(0.0)	1	(6.3)	2	(12.5)	0	(0.0)	0	(0.0)	3	(18.8)	0	(0.0)	8	(50.0)	0	(0.0)	0	(0.0)	0	(0.0)	**16**	**(1.5)**
ZA	0	(0.0)	0	(0.0)	9	(50.0)	0	(0.0)	0	(0.0)	1	(5.6)	0	(0.0)	0	(0.0)	0	(0.0)	3	(16.7)	3	(16.7)	0	(0.0)	2	(11.1)	0	(0.0)	**18**	**(1.6)**
ZB	0	(0.0)	1	(7.1)	6	(42.9)	0	(0.0)	1	(7.1)	0	(0.0)	0	(0.0)	0	(0.0)	1	(7.1)	1	(7.1)	1	(7.1)	0	(0.0)	3	(21.4)	0	(0.0)	**14**	**(1.3)**
ZC	3	(4.2)	2	(2.8)	28	(38.9)	1	(1.4)	6	(8.3)	3	(4.2)	1	(1.4)	0	(0.0)	1	(1.4)	2	(2.8)	19	(26.4)	2	(2.8)	4	(5.6)	0	(0.0)	**72**	**(6.6)**
ZD	0	(0.0)	1	(10.0)	0	(0.0)	0	(0.0)	3	(30.0)	0	(0.0)	0	(0.0)	0	(0.0)	1	(10.0)	0	(0.0)	3	(30.0)	0	(0.0)	2	(20.0)	0	(0.0)	**10**	**(0.9)**
ZE	3	(7.1)	0	(0.0)	27	(64.3)	0	(0.0)	0	(0.0)	1	(2.4)	0	(0.0)	4	(9.5)	2	(4.8)	3	(7.1)	0	(0.0)	0	(0.0)	2	(4.8)	0	(0.0)	**42**	**(3.8)**
ZF	0	(0.0)	1	(7.1)	1	(7.1)	2	(14.3)	2	(14.3)	1	(7.1)	0	(0.0)	2	(14.3)	2	(14.3)	0	(0.0)	2	(14.3)	0	(0.0)	1	(7.1)	0	(0.0)	**14**	**(1.3)**
Total	**21**	**(1.9)**	**42**	**(3.8)**	**411**	**(37.7)**	**35**	**(3.2)**	**61**	**(5.6)**	**26**	**(2.4)**	**8**	**(0.7)**	**21**	**(1.9)**	**104**	**(9.5)**	**32**	**(2.9)**	**237**	**(21.7)**	**6**	**(0.5)**	**84**	**(7.7)**	**3**	**(0.3)**	**1,091**	**(100.0)**
2016																														
A	1	(1.8)	0	(0.0)	0	(0.0)	3	(5.3)	3	(5.3)	0	(0.0)	2	(3.5)	7	(12.3)	8	(14.0)	4	(7.0)	27	(47.4)	0	(0.0)	2	(3.5)	0	(0.0)	**57**	**(5.4)**
C	0	(0.0)	0	(0.0)	1	(10.0)	0	(0.0)	0	(0.0)	0	(0.0)	0	(0.0)	1	(10.0)	0	(0.0)	0	(0.0)	6	(60.0)	0	(0.0)	2	(20.0)	0	(0.0)	**10**	**(0.9)**
D	0	(0.0)	0	(0.0)	0	(0.0)	3	(33.3)	0	(0.0)	1	(11.1)	0	(0.0)	1	(11.1)	0	(0.0)	0	(0.0)	4	(44.4)	0	(0.0)	0	(0.0)	0	(0.0)	**9**	**(0.8)**
E1	4	(2.3)	12	(7.0)	25	(14.5)	4	(2.3)	22	(12.8)	2	(1.2)	1	(0.6)	3	(1.7)	34	(19.8)	13	(7.6)	35	(20.3)	0	(0.0)	17	(9.9)	0	(0.0)	**172**	**(16.2)**
E2	0	(0.0)	0	(0.0)	47	(79.7)	0	(0.0)	0	(0.0)	0	(0.0)	0	(0.0)	0	(0.0)	0	(0.0)	2	(3.4)	10	(16.9)	0	(0.0)	0	(0.0)	0	(0.0)	**59**	**(5.6)**
F	0	(0.0)	1	(1.9)	25	(46.3)	3	(5.6)	0	(0.0)	0	(0.0)	0	(0.0)	0	(0.0)	3	(5.6)	0	(0.0)	17	(31.5)	0	(0.0)	2	(3.7)	3	(5.6)	**54**	**(5.1)**
H	0	(0.0)	0	(0.0)	1	(2.8)	2	(5.6)	8	(22.2)	3	(8.3)	0	(0.0)	0	(0.0)	7	(19.4)	1	(2.8)	13	(36.1)	0	(0.0)	1	(2.8)	0	(0.0)	**36**	**(3.4)**
I	0	(0.0)	1	(5.9)	4	(23.5)	0	(0.0)	2	(11.8)	1	(5.9)	0	(0.0)	0	(0.0)	0	(0.0)	0	(0.0)	5	(29.4)	0	(0.0)	2	(11.8)	2	(11.8)	**17**	**(1.6)**
K2	0	(0.0)	0	(0.0)	30	(88.2)	0	(0.0)	0	(0.0)	0	(0.0)	0	(0.0)	0	(0.0)	0	(0.0)	0	(0.0)	4	(11.8)	0	(0.0)	0	(0.0)	0	(0.0)	**34**	**(3.2)**
K3	0	(0.0)	9	(42.9)	1	(4.8)	0	(0.0)	0	(0.0)	1	(4.8)	0	(0.0)	0	(0.0)	0	(0.0)	0	(0.0)	9	(42.9)	0	(0.0)	1	(4.8)	0	(0.0)	**21**	**(2.0)**
L	0	(0.0)	0	(0.0)	0	(0.0)	0	(0.0)	0	(0.0)	0	(0.0)	0	(0.0)	4	(33.3)	1	(8.3)	0	(0.0)	6	(50.0)	0	(0.0)	1	(8.3)	0	(0.0)	**12**	**(1.1)**
M	2	(6.7)	1	(3.3)	0	(0.0)	1	(3.3)	2	(6.7)	1	(3.3)	0	(0.0)	2	(6.7)	2	(6.7)	1	(3.3)	15	(50.0)	1	(3.3)	2	(6.7)	0	(0.0)	**30**	**(2.8)**
N	0	(0.0)	1	(5.3)	5	(26.3)	3	(15.8)	0	(0.0)	0	(0.0)	1	(5.3)	2	(10.5)	5	(26.3)	0	(0.0)	2	(10.5)	0	(0.0)	0	(0.0)	0	(0.0)	**19**	**(1.8)**
O	0	(0.0)	0	(0.0)	34	(89.5)	0	(0.0)	0	(0.0)	0	(0.0)	0	(0.0)	0	(0.0)	0	(0.0)	0	(0.0)	1	(2.6)	0	(0.0)	1	(2.6)	2	(5.3)	**38**	**(3.6)**
P	0	(0.0)	0	(0.0)	11	(57.9)	0	(0.0)	0	(0.0)	1	(5.3)	0	(0.0)	1	(5.3)	5	(26.3)	0	(0.0)	0	(0.0)	1	(5.3)	0	(0.0)	0	(0.0)	**19**	**(1.8)**
Q	1	(2.9)	5	(14.7)	3	(8.8)	0	(0.0)	2	(5.9)	0	(0.0)	0	(0.0)	3	(8.8)	2	(5.9)	0	(0.0)	14	(41.2)	0	(0.0)	4	(11.8)	0	(0.0)	**34**	**(3.2)**
R	0	(0.0)	0	(0.0)	9	(69.2)	0	(0.0)	1	(7.7)	0	(0.0)	0	(0.0)	0	(0.0)	0	(0.0)	0	(0.0)	3	(23.1)	0	(0.0)	0	(0.0)	0	(0.0)	**13**	**(1.2)**
S	0	(0.0)	0	(0.0)	0	(0.0)	0	(0.0)	1	(16.7)	0	(0.0)	0	(0.0)	0	(0.0)	0	(0.0)	0	(0.0)	4	(66.7)	0	(0.0)	1	(16.7)	0	(0.0)	**6**	**(0.6)**
T	0	(0.0)	0	(0.0)	0	(0.0)	0	(0.0)	0	(0.0)	0	(0.0)	0	(0.0)	1	(11.1)	5	(55.6)	0	(0.0)	3	(33.3)	0	(0.0)	0	(0.0)	0	(0.0)	**9**	**(0.8)**
U	0	(0.0)	0	(0.0)	1	(33.3)	0	(0.0)	0	(0.0)	0	(0.0)	0	(0.0)	0	(0.0)	0	(0.0)	0	(0.0)	2	(66.7)	0	(0.0)	0	(0.0)	0	(0.0)	**3**	**(0.3)**
V	1	(2.3)	3	(6.8)	12	(27.3)	2	(4.5)	9	(20.5)	1	(2.3)	1	(2.3)	0	(0.0)	0	(0.0)	1	(2.3)	9	(20.5)	0	(0.0)	5	(11.4)	0	(0.0)	**44**	**(4.1)**
W	0	(0.0)	0	(0.0)	5	(50.0)	0	(0.0)	0	(0.0)	1	(10.0)	0	(0.0)	0	(0.0)	0	(0.0)	0	(0.0)	2	(20.0)	1	(10.0)	1	(10.0)	0	(0.0)	**10**	**(0.9)**
X	0	(0.0)	1	(0.8)	82	(66.1)	3	(2.4)	4	(3.2)	7	(5.6)	3	(2.4)	0	(0.0)	4	(3.2)	0	(0.0)	13	(10.5)	1	(0.8)	6	(4.8)	0	(0.0)	**124**	**(11.7)**
Y	0	(0.0)	1	(4.0)	2	(8.0)	0	(0.0)	2	(8.0)	0	(0.0)	0	(0.0)	5	(20.0)	6	(24.0)	1	(4.0)	7	(28.0)	0	(0.0)	1	(4.0)	0	(0.0)	**25**	**(2.4)**
Z	0	(0.0)	0	(0.0)	1	(10.0)	1	(10.0)	0	(0.0)	0	(0.0)	0	(0.0)	1	(10.0)	2	(20.0)	0	(0.0)	5	(50.0)	0	(0.0)	0	(0.0)	0	(0.0)	**10**	**(0.9)**
ZA	0	(0.0)	0	(0.0)	10	(58.8)	1	(5.9)	1	(5.9)	1	(5.9)	0	(0.0)	1	(5.9)	0	(0.0)	2	(11.8)	1	(5.9)	0	(0.0)	0	(0.0)	0	(0.0)	**17**	**(1.6)**
ZB	0	(0.0)	4	(25.0)	6	(37.5)	0	(0.0)	0	(0.0)	0	(0.0)	0	(0.0)	1	(6.3)	0	(0.0)	0	(0.0)	5	(31.3)	0	(0.0)	0	(0.0)	0	(0.0)	**16**	**(1.5)**
ZC	1	(1.8)	3	(5.3)	23	(40.4)	0	(0.0)	10	(17.5)	2	(3.5)	0	(0.0)	0	(0.0)	1	(1.8)	0	(0.0)	13	(22.8)	0	(0.0)	4	(7.0)	0	(0.0)	**57**	**(5.4)**
ZD	0	(0.0)	1	(5.0)	0	(0.0)	2	(10.0)	0	(0.0)	0	(0.0)	3	(15.0)	0	(0.0)	5	(25.0)	0	(0.0)	6	(30.0)	0	(0.0)	3	(15.0)	0	(0.0)	**20**	**(1.9)**
ZE	2	(2.9)	0	(0.0)	32	(47.1)	0	(0.0)	0	(0.0)	0	(0.0)	1	(1.5)	6	(8.8)	1	(1.5)	22	(32.4)	2	(2.9)	2	(2.9)	0	(0.0)	0	(0.0)	**68**	**(6.4)**
ZF	0	(0.0)	0	(0.0)	1	(5.0)	2	(10.0)	1	(5.0)	0	(0.0)	0	(0.0)	0	(0.0)	9	(45.0)	2	(10.0)	4	(20.0)	0	(0.0)	1	(5.0)	0	(0.0)	**20**	**(1.9)**
Total	**12**	**(1.1)**	**43**	**(4.0)**	**371**	**(34.9)**	**30**	**(2.8)**	**68**	**(6.4)**	**22**	**(2.1)**	**12**	**(1.1)**	**39**	**(3.7)**	**100**	**(9.4)**	**49**	**(4.6)**	**247**	**(23.2)**	**6**	**(0.6)**	**57**	**(5.4)**	**7**	**(0.7)**	**1,063**	**(100.0)**
Grand Total	**44**	**(1.3)**	**151**	**(4.4)**	**1,311**	**(37.8)**	**104**	**(3.0)**	**203**	**(5.9)**	**82**	**(2.4)**	**29**	**(0.8)**	**87**	**(2.5)**	**308**	**(8.9)**	**120**	**(3.5)**	**756**	**(21.8)**	**22**	**(0.6)**	**235**	**(6.8)**	**14**	**(0.4)**	**3,466**	**(100.0)**

Totals may differ from Table 12 as unknown age is not excluded

TABLE 22 ADMISSIONS BY PRIMARY DIAGNOSTIC GROUP (UNPLANNED - OTHER), BY HEALTH ORGANISATION, 2014 - 2016

Year / Organisation	DIAGNOSTIC GROUP Blood / lymphatic		Body wall and cavities		Cardio - vascular		Endocrine / metabolic		Gastro - intestinal		Infection		Multisystem		Musculo - skeletal		Neurological		Oncology		Respiratory		Trauma		Other		Unknown		Total	
	n	(%)	n	(%)	n	(%)	n	(%)	n	(%)	n	(%)	n	(%)	n	(%)	n	(%)	n	(%)	n	(%)	n	(%)	n	(%)	n	(%)	n	(%)
2014																														
A	3	(0.8)	4	(1.1)	13	(3.4)	11	(2.9)	13	(3.4)	23	(6.1)	0	(0.0)	1	(0.3)	70	(18.5)	17	(4.5)	174	(45.9)	20	(5.3)	30	(7.9)	0	(0.0)	379	(3.6)
B	0	(0.0)	0	(0.0)	1	(0.4)	12	(4.9)	0	(0.0)	19	(7.7)	0	(0.0)	1	(0.4)	5	(2.0)	0	(0.0)	208	(84.2)	0	(0.0)	1	(0.4)	0	(0.0)	247	(2.3)
C	2	(0.9)	1	(0.5)	15	(6.9)	4	(1.8)	6	(2.8)	16	(7.4)	0	(0.0)	0	(0.0)	44	(20.3)	3	(1.4)	106	(48.8)	10	(4.6)	10	(4.6)	0	(0.0)	217	(2.0)
D	10	(2.1)	3	(0.6)	29	(6.2)	27	(5.8)	13	(2.8)	49	(10.5)	0	(0.0)	6	(1.3)	75	(16.0)	9	(1.9)	211	(45.1)	9	(1.9)	27	(5.8)	0	(0.0)	468	(4.4)
E1	5	(0.9)	17	(3.2)	25	(4.7)	34	(6.4)	56	(10.5)	20	(3.7)	1	(0.2)	1	(0.2)	97	(18.2)	19	(3.6)	219	(41.0)	16	(3.0)	24	(4.5)	0	(0.0)	534	(5.0)
E2	0	(0.0)	2	(1.1)	120	(66.7)	1	(0.6)	2	(1.1)	2	(1.1)	0	(0.0)	1	(0.6)	3	(1.7)	1	(0.6)	46	(25.6)	0	(0.0)	2	(1.1)	0	(0.0)	180	(1.7)
F	6	(1.0)	0	(0.0)	128	(21.5)	16	(2.7)	11	(1.8)	56	(9.4)	0	(0.0)	4	(0.7)	62	(10.4)	0	(0.0)	284	(47.7)	3	(0.5)	21	(3.5)	5	(0.8)	596	(5.6)
G	0	(0.0)	0	(0.0)	0	(0.0)	1	(8.3)	1	(8.3)	0	(0.0)	0	(0.0)	0	(0.0)	6	(50.0)	0	(0.0)	0	(0.0)	2	(16.7)	2	(16.7)	0	(0.0)	12	(0.1)
H	8	(2.5)	1	(0.3)	8	(2.5)	14	(4.4)	25	(7.9)	22	(6.9)	0	(0.0)	1	(0.3)	73	(23.0)	7	(2.2)	131	(41.2)	20	(6.3)	8	(2.5)	0	(0.0)	318	(3.0)
I	7	(2.1)	3	(0.9)	36	(10.9)	14	(4.2)	7	(2.1)	29	(8.8)	0	(0.0)	2	(0.6)	55	(16.7)	0	(0.0)	152	(46.1)	7	(2.1)	16	(4.8)	2	(0.6)	330	(3.1)
K2	1	(1.0)	2	(2.0)	58	(59.2)	4	(4.1)	2	(2.0)	6	(6.1)	0	(0.0)	0	(0.0)	2	(2.0)	0	(0.0)	22	(22.4)	0	(0.0)	1	(1.0)	0	(0.0)	98	(0.9)
K3	4	(1.2)	5	(1.5)	18	(5.5)	5	(1.5)	15	(4.6)	29	(8.9)	2	(0.6)	0	(0.0)	64	(19.6)	4	(1.2)	143	(43.7)	20	(6.1)	18	(5.5)	0	(0.0)	327	(3.1)
L	3	(1.2)	0	(0.0)	16	(6.5)	8	(3.2)	4	(1.6)	21	(8.5)	1	(0.4)	0	(0.0)	37	(14.9)	2	(0.8)	142	(57.3)	3	(1.2)	11	(4.4)	0	(0.0)	248	(2.3)
M	3	(1.2)	0	(0.0)	8	(3.2)	8	(3.2)	3	(1.2)	40	(15.8)	0	(0.0)	1	(0.4)	54	(21.3)	5	(2.0)	95	(37.5)	12	(4.7)	21	(8.3)	3	(1.2)	253	(2.4)
N	1	(0.2)	1	(0.2)	20	(4.7)	23	(5.5)	16	(3.8)	41	(9.7)	0	(0.0)	0	(0.0)	80	(19.0)	7	(1.7)	187	(44.3)	19	(4.5)	27	(6.4)	0	(0.0)	422	(4.0)
O	0	(0.0)	0	(0.0)	187	(77.3)	0	(0.0)	1	(0.4)	3	(1.2)	0	(0.0)	0	(0.0)	0	(0.0)	0	(0.0)	44	(18.2)	0	(0.0)	7	(2.9)	0	(0.0)	242	(2.3)
P	6	(1.1)	16	(2.9)	120	(21.7)	14	(2.5)	30	(5.4)	64	(11.6)	1	(0.2)	2	(0.4)	58	(10.5)	7	(1.3)	200	(36.1)	20	(3.6)	16	(2.9)	0	(0.0)	554	(5.2)
Q	2	(0.5)	2	(0.5)	15	(4.0)	27	(7.1)	9	(2.4)	25	(6.6)	0	(0.0)	0	(0.0)	64	(16.9)	2	(0.5)	216	(57.0)	8	(2.1)	9	(2.4)	0	(0.0)	379	(3.6)
R	6	(1.1)	2	(0.4)	71	(13.3)	18	(3.4)	61	(11.4)	43	(8.1)	1	(0.2)	1	(0.2)	103	(19.3)	8	(1.5)	185	(34.6)	11	(2.1)	24	(4.5)	0	(0.0)	534	(5.0)
S	0	(0.0)	0	(0.0)	3	(2.7)	9	(8.2)	0	(0.0)	2	(1.8)	0	(0.0)	0	(0.0)	14	(12.7)	0	(0.0)	73	(66.4)	6	(5.5)	3	(2.7)	0	(0.0)	110	(1.0)
T	8	(2.5)	0	(0.0)	6	(1.9)	6	(1.9)	6	(1.9)	44	(13.6)	0	(0.0)	0	(0.0)	56	(17.3)	16	(5.0)	160	(49.5)	6	(1.9)	15	(4.6)	0	(0.0)	323	(3.0)
U	10	(3.4)	0	(0.0)	20	(6.8)	17	(5.8)	0	(0.0)	24	(8.1)	0	(0.0)	0	(0.0)	54	(18.3)	1	(0.3)	153	(51.9)	4	(1.4)	11	(3.7)	1	(0.3)	295	(2.8)
V	20	(2.6)	17	(2.2)	172	(22.0)	28	(3.6)	64	(8.2)	53	(6.8)	6	(0.8)	21	(2.7)	106	(13.6)	36	(4.6)	183	(23.4)	30	(3.8)	46	(5.9)	0	(0.0)	782	(7.3)
W	4	(1.1)	1	(0.3)	91	(25.4)	5	(1.4)	5	(1.4)	21	(5.9)	1	(0.3)	3	(0.8)	65	(18.2)	6	(1.7)	140	(39.1)	10	(2.8)	6	(1.7)	0	(0.0)	358	(3.4)
X	5	(1.5)	5	(1.5)	103	(30.2)	7	(2.1)	10	(2.9)	30	(8.8)	1	(0.3)	1	(0.3)	48	(14.1)	2	(0.6)	116	(34.0)	3	(0.9)	10	(2.9)	0	(0.0)	341	(3.2)
Y	1	(0.5)	6	(3.1)	3	(1.6)	6	(3.1)	4	(2.1)	19	(9.8)	1	(0.5)	0	(0.0)	32	(16.6)	3	(1.6)	95	(49.2)	15	(7.8)	8	(4.1)	0	(0.0)	193	(1.8)
Z	17	(5.0)	0	(0.0)	8	(2.4)	9	(2.7)	7	(2.1)	22	(6.5)	0	(0.0)	0	(0.0)	45	(13.3)	1	(0.3)	193	(57.1)	21	(6.2)	14	(4.1)	1	(0.3)	338	(3.2)
ZA	4	(0.8)	1	(0.2)	43	(9.1)	26	(5.5)	13	(2.8)	54	(11.4)	0	(0.0)	0	(0.0)	64	(13.6)	9	(1.9)	217	(46.0)	17	(3.6)	23	(4.9)	1	(0.2)	472	(4.4)
ZB	4	(1.3)	5	(1.6)	29	(9.3)	23	(7.4)	17	(5.5)	24	(7.7)	0	(0.0)	1	(0.3)	54	(17.4)	4	(1.3)	118	(37.9)	22	(7.1)	10	(3.2)	0	(0.0)	311	(2.9)
ZC	5	(1.3)	16	(4.1)	119	(30.2)	13	(3.3)	20	(5.1)	39	(9.9)	0	(0.0)	1	(0.3)	34	(8.6)	5	(1.3)	115	(29.2)	4	(1.0)	23	(5.8)	0	(0.0)	394	(3.7)
ZD	9	(2.8)	19	(6.0)	7	(2.2)	10	(3.1)	29	(9.1)	14	(4.4)	2	(0.6)	2	(0.6)	63	(19.8)	2	(0.6)	121	(38.1)	10	(3.1)	30	(9.4)	0	(0.0)	318	(3.0)
ZE	1	(2.7)	0	(0.0)	15	(40.5)	0	(0.0)	0	(0.0)	0	(0.0)	0	(0.0)	2	(5.4)	4	(10.8)	6	(16.2)	6	(16.2)	1	(2.7)	2	(5.4)	0	(0.0)	37	(0.3)
ZF	1	(2.7)	0	(0.0)	2	(5.4)	2	(5.4)	4	(10.8)	3	(8.1)	0	(0.0)	2	(5.4)	4	(10.8)	0	(0.0)	18	(48.6)	0	(0.0)	1	(2.7)	0	(0.0)	37	(0.3)
Total	**156**	**(1.5)**	**129**	**(1.2)**	**1,509**	**(14.2)**	**402**	**(3.8)**	**454**	**(4.3)**	**857**	**(8.0)**	**17**	**(0.2)**	**54**	**(0.5)**	**1,595**	**(15.0)**	**182**	**(1.7)**	**4,473**	**(42.0)**	**329**	**(3.1)**	**477**	**(4.5)**	**13**	**(0.1)**	**10,647**	**(100.0)**
2015																														
A	9	(2.4)	0	(0.0)	20	(5.3)	8	(2.1)	9	(2.4)	35	(9.2)	0	(0.0)	4	(1.1)	59	(15.6)	17	(4.5)	158	(41.7)	18	(4.7)	39	(10.3)	3	(0.8)	379	(3.5)
C	7	(2.2)	0	(0.0)	12	(3.8)	14	(4.5)	13	(4.2)	28	(8.9)	0	(0.0)	1	(0.3)	40	(12.8)	4	(1.3)	161	(51.4)	13	(4.2)	20	(6.4)	0	(0.0)	313	(2.9)
D	2	(0.5)	3	(0.7)	41	(9.7)	34	(8.1)	5	(1.2)	38	(9.0)	0	(0.0)	1	(0.2)	63	(14.9)	6	(1.4)	201	(47.6)	13	(3.1)	14	(3.3)	1	(0.2)	422	(3.9)
E1	7	(1.2)	15	(2.6)	42	(7.4)	33	(5.8)	71	(12.5)	20	(3.5)	0	(0.0)	2	(0.4)	100	(17.6)	15	(2.6)	216	(38.0)	15	(2.6)	33	(5.8)	0	(0.0)	569	(5.2)
E2	0	(0.0)	3	(1.6)	121	(63.7)	3	(1.6)	0	(0.0)	1	(0.5)	0	(0.0)	0	(0.0)	4	(2.1)	0	(0.0)	56	(29.5)	0	(0.0)	2	(1.1)	0	(0.0)	190	(1.7)
F	4	(0.7)	1	(0.2)	89	(15.3)	16	(2.8)	14	(2.4)	59	(10.2)	0	(0.0)	6	(1.0)	67	(11.6)	0	(0.0)	284	(49.0)	0	(0.0)	37	(6.4)	3	(0.5)	580	(5.3)
G	0	(0.0)	0	(0.0)	1	(5.3)	0	(0.0)	1	(5.3)	2	(10.5)	0	(0.0)	0	(0.0)	7	(36.8)	0	(0.0)	2	(10.5)	3	(15.8)	3	(15.8)	0	(0.0)	19	(0.2)
H	10	(3.0)	1	(0.3)	13	(3.9)	15	(4.5)	36	(10.9)	26	(7.9)	0	(0.0)	1	(0.3)	69	(20.8)	11	(3.3)	123	(37.2)	21	(6.3)	5	(1.5)	0	(0.0)	331	(3.0)
I	4	(1.3)	1	(0.3)	50	(16.0)	12	(3.8)	10	(3.2)	46	(14.7)	0	(0.0)	0	(0.0)	49	(15.7)	2	(0.6)	118	(37.8)	9	(2.9)	9	(2.9)	2	(0.6)	312	(2.9)
K2	0	(0.0)	2	(2.4)	66	(79.5)	1	(1.2)	2	(2.4)	5	(6.0)	0	(0.0)	0	(0.0)	0	(0.0)	0	(0.0)	5	(6.0)	0	(0.0)	2	(2.4)	0	(0.0)	83	(0.8)
K3	1	(0.3)	12	(3.5)	9	(2.6)	20	(5.8)	13	(3.8)	29	(8.4)	0	(0.0)	0	(0.0)	79	(22.9)	3	(0.9)	163	(47.2)	7	(2.0)	9	(2.6)	0	(0.0)	345	(3.2)
L	1	(0.4)	0	(0.0)	17	(6.3)	12	(4.4)	5	(1.8)	32	(11.8)	0	(0.0)	1	(0.4)	45	(16.5)	1	(0.4)	151	(55.5)	4	(1.5)	3	(1.1)	0	(0.0)	272	(2.5)
M	6	(1.3)	1	(0.2)	12	(2.6)	36	(7.9)	16	(3.5)	49	(10.7)	3	(0.7)	3	(0.7)	74	(16.2)	10	(2.2)	204	(44.6)	18	(3.9)	25	(5.5)	0	(0.0)	457	(4.2)
N	8	(1.7)	3	(0.6)	29	(6.1)	19	(4.0)	16	(3.4)	26	(5.5)	0	(0.0)	1	(0.2)	83	(17.5)	14	(3.0)	241	(50.8)	21	(4.4)	13	(2.7)	0	(0.0)	474	(4.3)
O	0	(0.0)	0	(0.0)	182	(80.9)	0	(0.0)	1	(0.4)	3	(1.3)	0	(0.0)	0	(0.0)	2	(0.9)	0	(0.0)	33	(14.7)	0	(0.0)	3	(1.3)	1	(0.4)	225	(2.1)
P	1	(0.2)	9	(1.8)	72	(14.1)	14	(2.8)	39	(7.7)	43	(8.4)	0	(0.0)	2	(0.4)	63	(12.4)	6	(1.2)	224	(44.0)	19	(3.7)	17	(3.3)	0	(0.0)	509	(4.7)
Q	2	(0.6)	0	(0.0)	21	(5.8)	22	(6.1)	7	(1.9)	27	(7.5)	0	(0.0)	0	(0.0)	74	(20.5)	0	(0.0)	188	(52.1)	9	(2.5)	10	(2.8)	1	(0.3)	361	(3.3)
R	4	(0.7)	3	(0.5)	101	(18.0)	13	(2.3)	45	(8.0)	47	(8.4)	0	(0.0)	0	(0.0)	98	(17.4)	6	(1.1)	207	(36.8)	18	(3.2)	19	(3.4)	1	(0.2)	562	(5.1)
S	1	(1.0)	0	(0.0)	2	(1.9)	3	(2.9)	1	(1.0)	12	(11.7)	0	(0.0)	0	(0.0)	16	(15.5)	0	(0.0)	59	(57.3)	8	(7.8)	1	(1.0)	0	(0.0)	103	(0.9)
T	4	(1.0)	0	(0.0)	7	(1.8)	14	(3.7)	13	(3.4)	45	(11.7)	0	(0.0)	2	(0.5)	61	(15.9)	33	(8.6)	174	(45.4)	6	(1.6)	22	(5.7)	2	(0.5)	383	(3.5)
U	4	(1.5)	0	(0.0)	7	(2.6)	13	(4.8)	3	(1.1)	24	(8.9)	0	(0.0)	0	(0.0)	65	(24.0)	0	(0.0)	146	(53.9)	2	(0.7)	7	(2.6)	0	(0.0)	271	(2.5)
V	12	(1.5)	20	(2.6)	158	(20.2)	32	(4.1)	50	(6.4)	72	(9.2)	2	(0.3)	7	(0.9)	114	(14.6)	29	(3.7)	202	(25.9)	37	(4.7)	44	(5.6)	2	(0.3)	781	(7.1)
W	1	(0.3)	0	(0.0)	90	(22.8)	10	(2.5)	10	(2.5)	27	(6.9)	1	(0.3)	4	(1.0)	58	(14.7)	4	(1.0)	169	(42.9)	9	(2.3)	11	(2.8)	0	(0.0)	394	(3.6)
X	7	(1.7)	8	(2.0)	93	(22.9)	24	(5.9)	15	(3.7)	31	(7.6)	0	(0.0)	1	(0.2)	55	(13.5)	3	(0.7)	146	(36.0)	6	(1.5)	17	(4.2)	0	(0.0)	406	(3.7)
Y	6	(2.8)	7	(3.3)	9	(4.3)	15	(7.1)	4	(1.9)	16	(7.6)	0	(0.0)	0	(0.0)	35	(16.6)	3	(1.4)	95	(45.0)	17	(8.1)	4	(1.9)	0	(0.0)	211	(1.9)
Z	10	(2.9)	1	(0.3)	9	(2.6)	16	(4.6)	5	(1.4)	37	(10.6)	1	(0.3)	1	(0.3)	51	(14.6)	0	(0.0)	191	(54.7)	11	(3.2)	14	(4.0)	2	(0.6)	349	(3.2)
ZA	7	(1.6)	1	(0.2)	47	(11.0)	34	(8.0)	7	(1.6)	29	(6.8)	0	(0.0)	3	(0.7)	58	(13.6)	2	(0.5)	194	(45.4)	16	(3.7)	17	(4.0)	12	(2.8)	427	(3.9)
ZB	3	(0.7)	5	(1.2)	31	(7.7)	18	(4.5)	17	(4.2)	27	(6.7)	2	(0.5)	0	(0.0)	76	(18.9)	0	(0.0)	184	(45.7)	21	(5.2)	19	(4.7)	0	(0.0)	403	(3.7)
ZC	8	(1.7)	28	(5.9)	131	(27.8)	15	(3.2)	27	(5.7)	33	(7.0)	0	(0.0)	1	(0.2)	49	(10.4)	3	(0.6)	153	(32.4)	2	(0.4)	22	(4.7)	0	(0.0)	472	(4.3)
ZD	3	(1.0)	15	(4.9)	7	(2.3)	16	(5.3)	27	(8.9)	25	(8.2)	0	(0.0)	0	(0.0)	52	(17.1)	2	(0.7)	130	(42.8)	12	(3.9)	15	(4.9)	0	(0.0)	304	(2.8)
ZE	0	(0.0)	0	(0.0)	5	(29.4)	0	(0.0)	0	(0.0)	0	(0.0)	0	(0.0)	0	(0.0)	2	(11.8)	7	(41.2)	2	(11.8)	0	(0.0)	1	(5.9)	0	(0.0)	17	(0.2)
ZF	0	(0.0)	0	(0.0)	0	(0.0)	2	(13.3)	2	(13.3)	1	(6.7)	0	(0.0)	0	(0.0)	2	(13.3)	1	(6.7)	6	(40.0)	0	(0.0)	1	(6.7)	0	(0.0)	15	(0.1)
Total	**132**	**(1.2)**	**139**	**(1.3)**	**1,494**	**(13.7)**	**484**	**(4.4)**	**484**	**(4.4)**	**895**	**(8.2)**	**9**	**(0.1)**	**41**	**(0.4)**	**1,670**	**(15.3)**	**182**	**(1.7)**	**4,586**	**(41.9)**	**335**	**(3.1)**	**458**	**(4.2)**	**30**	**(0.3)**	**10,939**	**(100.0)**
2016																														
A	9	(2.5)	2	(0.5)	15	(4.1)	18	(4.9)	16	(4.4)	21	(5.8)	1	(0.3)	2	(0.5)	76	(20.8)	23	(6.3)	156	(42.7)	13	(3.6)	13	(3.6)	0	(0.0)	365	(3.2)
C	3	(0.9)	3	(0.9)	18	(5.2)	13	(3.7)	6	(1.7)	21	(6.1)	0	(0.0)	3	(0.9)	79	(22.8)	8	(2.3)	173	(49.9)	9	(2.6)	10	(2.9)	1	(0.3)	347	(3.1)
D	1	(0.2)	2	(0.4)	35	(6.7)	35	(6.7)	6	(1.2)	58	(11.2)	1	(0.2)	1	(0.2)	86	(16.6)	3	(0.6)	258	(49.7)	16	(3.1)	14	(2.7)	3	(0.6)	519	(4.6)
E1	7	(1.3)	8	(1.4)	34	(6.1)	29	(5.2)	70	(12.5)	29	(5.2)	1	(0.2)	3	(0.5)	110	(19.6)	11	(2.0)	217	(38.8)	9	(1.6)	32	(5.7)	0	(0.0)	560	(4.9)
E2	0	(0.0)	3	(1.6)	103	(54.8)	11	(5.9)	1	(0.5)	6	(3.2)	0	(0.0)	1	(0.5)	2	(1.1)	0	(0.0)	57	(30.3)	0	(0.0)	4	(2.1)	0	(0.0)	188	(1.7)
F	2	(0.3)	5	(0.8)	88	(13.9)	19	(3.0)	12	(1.9)	83	(13.1)	0	(0.0)	4	(0.6)	64	(10.1)	0	(0.0)	321	(50.6)	4	(0.6)	18	(2.8)	14	(2.2)	634	(5.6)
G	0	(0.0)	0	(0.0)	0	(0.0)	0	(0.0)	0	(0.0)	0	(0.0)	0	(0.0)	0	(0.0)	4	(36.4)	1	(9.1)	6	(54.5)	0	(0.0)	0	(0.0)	0	(0.0)	11	(0.1)
H	13	(3.6)	2	(0.6)	8	(2.2)	18	(5.0)	33	(9.2)	21	(5.8)	0	(0.0)	0	(0.0)	79	(21.9)	12	(3.3)	148	(41.1)	22	(6.1)	4	(1.1)	0	(0.0)	360	(3.2)
I	6	(1.9)	4	(1.2)	29	(9.0)	6	(1.9)	12	(3.7)	39	(12.1)	0	(0.0)	2	(0.6)	53	(16.5)	1	(0.3)	147	(45.7)	13	(4.0)	10	(3.1)	0	(0.0)	322	(2.8)
K2	1	(1.2)	3	(3.6)	54	(65.1)	2	(2.4)	1	(1.2)	4	(4.8)	0	(0.0)	0	(0.0)	2	(2.4)	0	(0.0)	15	(18.1)	0	(0.0)	0	(0.0)	1	(1.2)	83	(0.7)
K3	5	(1.3)	5	(1.3)	11	(2.9)	17	(4.5)	13	(3.4)	40	(10.6)	0	(0.0)	1	(0.3)	52	(13.8)	2	(0.5)	206	(54.6)	15	(4.0)	10	(2.7)	0	(0.0)	377	(3.3)
L	2	(0.9)	0	(0.0)	5	(2.2)	13	(5.7)	5	(2.2)	19	(8.3)	0	(0.0)	0	(0.0)	39	(17.0)	1	(0.4)	138	(60.0)	0	(0.0)	8	(3.5)	0	(0.0)	230	(2.0)
M	6	(1.5)	0	(0.0)	11	(2.7)	15	(3.7)	16	(3.9)	53	(13.1)	1	(0.2)	2	(0.5)	61	(15.0)	6	(1.5)	189	(46.6)	10	(2.5)	22	(5.4)	14	(3.4)	406	(3.6)
N	5	(1.1)	3	(0.6)	20	(4.3)	12	(2.6)	18	(3.9)	42	(9.0)	1	(0.2)	2	(0.4)	58	(12.4)	10	(2.1)	246	(52.8)	15	(3.2)	33	(7.1)	1	(0.2)	466	(4.1)
O	0	(0.0)	0	(0.0)	194	(83.3)	0	(0.0)	0	(0.0)	4	(1.7)	0	(0.0)	1	(0.4)	0	(0.0)	0	(0.0)	33	(14.2)	0	(0.0)	1	(0.4)	0	(0.0)	233	(2.1)
P	0	(0.0)	17	(3.4)	89	(17.7)	11	(2.2)	40	(7.9)	26	(5.2)	0	(0.0)	1	(0.2)	54	(10.7)	3	(0.6)	222	(44.0)	20	(4.0)	21	(4.2)	0	(0.0)	504	(4.5)
Q	5	(1.1)	2	(0.4)	20	(4.4)	26	(5.8)	10	(2.2)	25	(5.5)	0	(0.0)	1	(0.2)	70	(15.5)	3	(0.7)	261	(57.7)	9	(2.0)	18	(4.0)	2	(0.4)	452	(4.0)
R	2	(0.4)	2	(0.4)	90	(17.5)	14	(2.7)	42	(8.2)	43	(8.4)	0	(0.0)	0	(0.0)	74	(14.4)	6	(1.2)	204	(39.8)	10	(1.9)	23	(4.5)	3	(0.6)	513	(4.5)
S	0	(0.0)	0	(0.0)	6	(4.3)	11	(8.0)	1	(0.7)	10	(7.2)	0	(0.0)	0	(0.0)	9	(6.5)	0	(0.0)	91	(65.9)	5	(3.6)	5	(3.6)	0	(0.0)	138	(1.2)
T	11	(2.8)	1	(0.3)	6	(1.5)	15	(3.8)	11	(2.8)	48	(12.0)	0	(0.0)	1	(0.3)	83	(20.8)	18	(4.5)	180	(45.1)	12	(3.0)	11	(2.8)	2	(0.5)	399	(3.5)
U	6	(2.1)	0	(0.0)	18	(6.3)	11	(3.8)	3	(1.0)	30	(10.4)	0	(0.0)	0	(0.0)	62	(21.5)	0	(0.0)	136	(47.2)	10	(3.5)	11	(3.8)	1	(0.3)	288	(2.5)
V	10	(1.2)	15	(1.8)	152	(18.3)	40	(4.8)	105	(12.7)	57	(6.9)	2	(0.2)	12	(1.4)	105	(12.7)	25	(3.0)	226	(27.3)	19	(2.3)	61	(7.4)	0	(0.0)	829	(7.3)
W	6	(1.7)	1	(0.3)	77	(21.3)	15	(4.2)	5	(1.4)	23	(6.4)	0	(0.0)	1	(0.3)	59	(16.3)	5	(1.4)	141	(39.1)	11	(3.0)	10	(2.8)	7	(1.9)	361	(3.2)
X	2	(0.5)	12	(2.8)	82	(19.2)	22	(5.1)	11	(2.6)	43	(10.0)	4	(0.9)	0	(0.0)	46	(10.7)	1	(0.2)	185	(43.2)	4	(0.9)	16	(3.7)	0	(0.0)	428	(3.8)
Y	5	(1.5)	3	(0.9)	12	(3.6)	8	(2.4)	5	(1.5)	51	(15.4)	2	(0.6)	0	(0.0)	44	(13.3)	3	(0.9)	173	(52.3)	12	(3.6)	13	(3.9)	0	(0.0)	331	(2.9)
Z	8	(2.6)	1	(0.3)	9	(2.9)	8	(2.6)	9	(2.9)	23	(7.4)	0	(0.0)	0	(0.0)	58	(18.8)	0	(0.0)	170	(55.0)	18	(5.8)	5	(1.6)	0	(0.0)	309	(2.7)
ZA	2	(0.5)	2	(0.5)	43	(9.8)	25	(5.7)	5	(1.1)	33	(7.5)	0	(0.0)	0	(0.0)	60	(13.6)	4	(0.9)	225	(51.1)	16	(3.6)	23	(5.2)	2	(0.5)	440	(3.9)
ZB	0	(0.0)	4	(1.1)	24	(6.7)	33	(9.2)	8	(2.2)	23	(6.4)	1	(0.3)	1	(0.3)	53	(14.8)	1	(0.3)	185	(51.7)	9	(2.5)	15	(4.2)	1	(0.3)	358	(3.2)
ZC	6	(1.0)	22	(3.7)	158	(26.8)	28	(4.8)	39	(6.6)	55	(9.3)	1	(0.2)	0	(0.0)	49	(8.3)	4	(0.7)	201	(34.1)	9	(1.5)	16	(2.7)	1	(0.2)	589	(5.2)
ZD	2	(0.8)	13	(5.2)	4	(1.6)	11	(4.4)	14	(5.6)	23	(9.2)	2	(0.8)	0	(0.0)	52	(20.8)	1	(0.4)	115	(46.0)	6	(2.4)	7	(2.8)	0	(0.0)	250	(2.2)
ZE	1	(5.3)	0	(0.0)	12	(63.2)	0	(0.0)	0	(0.0)	0	(0.0)	0	(0.0)	1	(5.3)	0	(0.0)	3	(15.8)	2	(10.5)	0	(0.0)	0	(0.0)	0	(0.0)	19	(0.2)
ZF	1	(6.7)	0	(0.0)	0	(0.0)	2	(13.3)	0	(0.0)	0	(0.0)	0	(0.0)	1	(6.7)	1	(6.7)	0	(0.0)	8	(53.3)	0	(0.0)	2	(13.3)	0	(0.0)	15	(0.1)
Total	**127**	**(1.1)**	**135**	**(1.2)**	**1,427**	**(12.6)**	**488**	**(4.3)**	**517**	**(4.6)**	**953**	**(8.4)**	**17**	**(0.2)**	**41**	**(0.4)**	**1,644**	**(14.5)**	**155**	**(1.4)**	**5,035**	**(44.5)**	**296**	**(2.6)**	**436**	**(3.9)**	**53**	**(0.5)**	**11,324**	**(100.0)**
Grand Total	**415**	**(1.3)**	**403**	**(1.2)**	**4,430**	**(13.5)**	**1,374**	**(4.2)**	**1,455**	**(4.4)**	**2,705**	**(8.2)**	**43**	**(0.1)**	**136**	**(0.4)**	**4,909**	**(14.9)**	**519**	**(1.6)**	**14,094**	**(42.8)**	**960**	**(2.9)**	**1,371**	**(4.2)**	**96**	**(0.3)**	**32,910**	**(100.0)**

Totals may differ from Table 12 as unknown age is not excluded

RETRIEVAL & TRANSFER DATA

Tables 26 – 28 present retrieval and transfer data recorded for each admission event by transport team type and age, by diagnostic group and age for specialist and non-specialist team retrievals and by transport team type and health organisation.
From mid-2014 onwards units transferred to using a revised version of the admissions form where type of transport team is collected according to the following definition:

• *PICU* identifies that a specialised PICU team transferred the child.
• *Centralised transport service (PIC)* identifies that a transport team from a centralised PIC transport service transferred the child.

• *Transport team from neonates* identifies that a specialist neonatal transport team transferred the child.

• *Other specialist team* identifies that another specialist team (not a specialist PIC or neonatal transport team), transported the child to your unit, e.g. A&E or theatre staff transferred the child.

• *Other non-specialist team* identifies that another non-specialist team transported the child to your unit.

• *Unknown* means that the transport team type could not be identified.

Tables 26 – 28 present data for 2015 and 2016 only.

More detailed information on Referral and Transport events are collected on additional data collection forms; these data are presented in the referral and transport section of this report.

INDEX TO RETRIEVAL & TRANSFER DATA

TABLE 26 RETRIEVALS AND TRANSFERS BY TEAM TYPE AND AGE, 2015 - 2016
FIGURE 26 RETRIEVALS AND TRANSFERS BY TEAM TYPE, 2015 - 2016

TABLE 27 NON - SPECIALIST TEAM RETRIEVALS AND TRANSFERS BY DIAGNOSTIC GROUP AND AGE, 2015 - 2016
FIGURE 27NON - SPECIALIST TEAM RETRIEVALS AND TRANSFERS BY DIAGNOSTIC GROUP, 2015 - 2016

TABLE 27(a) SPECIALIST TEAM RETRIEVALS AND TRANSFERS BY DIAGNOSTIC GROUP AND AGE, 2015 - 2016
FIGURE 27(a) SPECIALIST TEAM RETRIEVALS AND TRANSFERS BY DIAGNOSTIC GROUP, 2015 - 2016

TABLE 28 ADMISSIONS BY TRANSPORT TEAM TYPE FOR RETRIEVALS AND TRANSFERS, 2015 - 2016
FIGURE 28 ADMISSIONS BY TRANSPORT TEAM TYPE FOR RETRIEVALS AND TRANSFERS, 2015 - 2016

TABLE 26 RETRIEVALS / TRANSFERS BY TEAM TYPE AND AGE, 2015 - 2016

Transport Team Type	AGE GROUP (YEARS)									
	<1		1-4		5-10		11-15		Total	
	n	(%)	n	(%)	n	(%)	n	(%)	n	(%)
PICU	522	(51.3)	282	(27.7)	122	(12.0)	92	(9.0)	**1,018**	**(7.9)**
Centralised transport service (PIC)	5,587	(57.5)	2,284	(23.5)	1,110	(11.4)	736	(7.6)	**9,717**	**(75.8)**
Transport team from neonates	440	(99.8)	1	(0.2)	0	(0.0)	0	(0.0)	**441**	**(3.4)**
Other specialist team	257	(46.6)	123	(22.3)	87	(15.8)	85	(15.4)	**552**	**(4.3)**
Other non-specialist team	348	(36.2)	269	(28.0)	190	(19.8)	155	(16.1)	**962**	**(7.5)**
Unknown	69	(51.5)	24	(17.9)	20	(14.9)	21	(15.7)	**134**	**(1.0)**
Total	**7,223**	**(56.3)**	**2,983**	**(23.3)**	**1,529**	**(11.9)**	**1,089**	**(8.5)**	**12,824**	**(100.0)**

Children with unknown age are excluded from this table

FIGURE 26 RETRIEVALS / TRANSFERS BY TEAM TYPE, 2015 - 2016

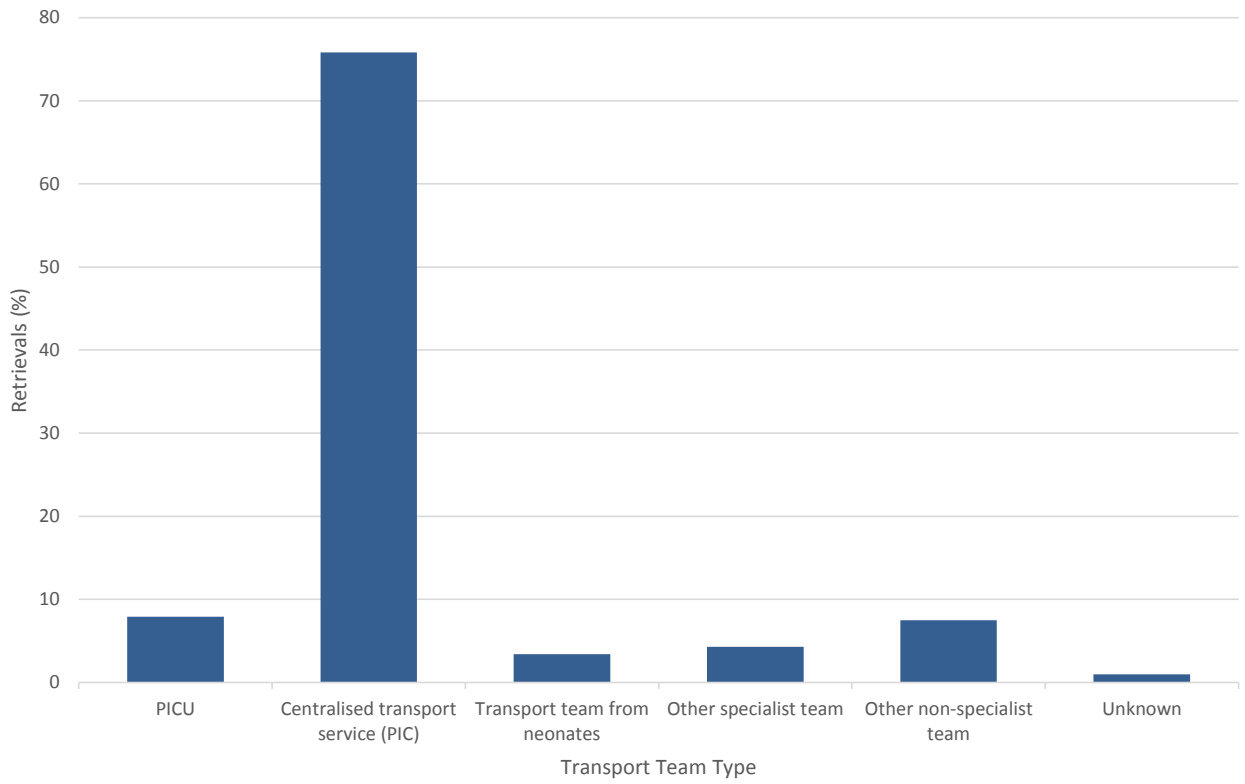

TABLE 27 NON - SPECIALIST TEAM RETRIEVALS / TRANSFERS BY DIAGNOSTIC GROUP AND AGE, 2015 - 2016

Diagnostic Group	AGE GROUP (YEARS) <1		1-4		5-10		11-15		Total	
	n	(%)	n	(%)	n	(%)	n	(%)	n	(%)
Blood / lymphatic	1	(6.3)	8	(50.0)	4	(25.0)	3	(18.8)	**16**	**(1.7)**
Body wall and cavities	7	(70.0)	2	(20.0)	1	(10.0)	0	(0.0)	**10**	**(1.0)**
Cardiovascular	74	(61.7)	23	(19.2)	8	(6.7)	15	(12.5)	**120**	**(12.5)**
Endocrine / metabolic	15	(36.6)	8	(19.5)	12	(29.3)	6	(14.6)	**41**	**(4.3)**
Gastrointestinal	44	(56.4)	12	(15.4)	16	(20.5)	6	(7.7)	**78**	**(8.1)**
Infection	13	(21.3)	24	(39.3)	17	(27.9)	7	(11.5)	**61**	**(6.3)**
Multisystem	3	(100.0)	0	(0.0)	0	(0.0)	0	(0.0)	**3**	**(0.3)**
Musculoskeletal	3	(50.0)	0	(0.0)	1	(16.7)	2	(33.3)	**6**	**(0.6)**
Neurological	58	(24.8)	77	(32.9)	52	(22.2)	47	(20.1)	**234**	**(24.3)**
Oncology	6	(12.2)	18	(36.7)	17	(34.7)	8	(16.3)	**49**	**(5.1)**
Respiratory	92	(44.2)	57	(27.4)	34	(16.3)	25	(12.0)	**208**	**(21.6)**
Trauma	7	(10.0)	26	(37.1)	16	(22.9)	21	(30.0)	**70**	**(7.3)**
Other	25	(38.5)	13	(20.0)	12	(18.5)	15	(23.1)	**65**	**(6.8)**
Unknown	0	(0.0)	1	(100.0)	0	(0.0)	0	(0.0)	**1**	**(0.1)**
Total	**348**	**(36.2)**	**269**	**(28.0)**	**190**	**(19.8)**	**155**	**(16.1)**	**962**	**(100.0)**

Children with unknown age are excluded from this table

FIGURE 27 NON - SPECIALIST TEAM RETRIEVALS / TRANSFERS BY DIAGNOSTIC GROUP, 2015 - 2016

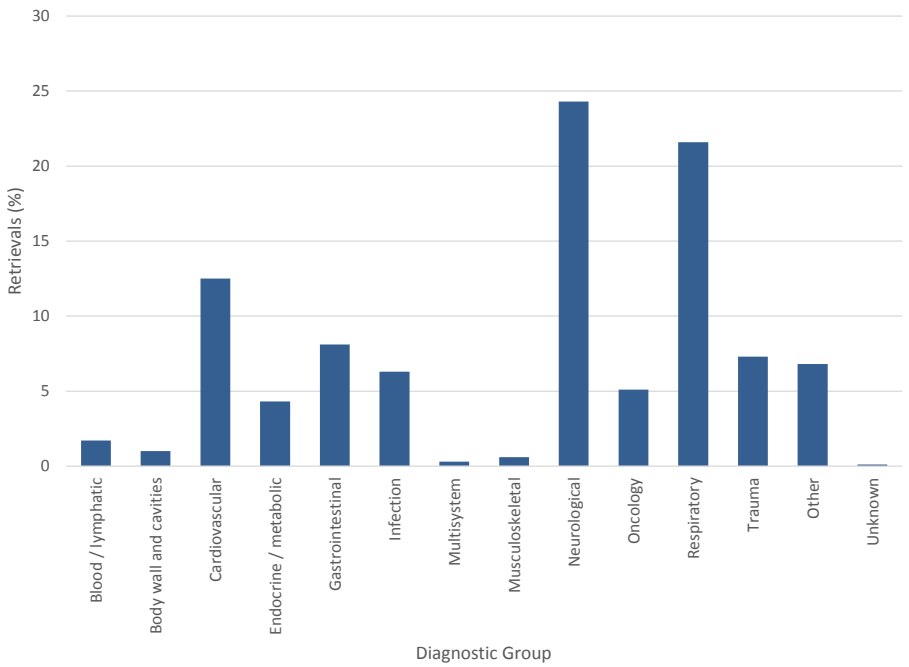

TABLE 27(a) SPECIALIST TEAM RETRIEVALS / TRANSFERS BY DIAGNOSTIC GROUP AND AGE, 2015 - 2016

Diagnostic Group	AGE GROUP (YEARS) <1		1-4		5-10		11-15		Total	
	n	(%)	n	(%)	n	(%)	n	(%)	n	(%)
Blood / lymphatic	20	(25.3)	23	(29.1)	17	(21.5)	19	(24.1)	**79**	**(0.7)**
Body wall and cavities	264	(93.0)	11	(3.9)	5	(1.8)	4	(1.4)	**284**	**(2.4)**
Cardiovascular	1,743	(83.6)	147	(7.1)	93	(4.5)	102	(4.9)	**2,085**	**(17.8)**
Endocrine / metabolic	138	(36.6)	104	(27.6)	69	(18.3)	66	(17.5)	**377**	**(3.2)**
Gastrointestinal	569	(80.9)	51	(7.3)	41	(5.8)	42	(6.0)	**703**	**(6.0)**
Infection	506	(51.3)	263	(26.6)	131	(13.3)	87	(8.8)	**987**	**(8.4)**
Multisystem	17	(85.0)	2	(10.0)	1	(5.0)	0	(0.0)	**20**	**(0.2)**
Musculoskeletal	25	(52.1)	11	(22.9)	5	(10.4)	7	(14.6)	**48**	**(0.4)**
Neurological	484	(28.1)	693	(40.2)	351	(20.4)	196	(11.4)	**1,724**	**(14.7)**
Oncology	38	(30.9)	36	(29.3)	32	(26.0)	17	(13.8)	**123**	**(1.0)**
Respiratory	2,762	(58.9)	1,204	(25.7)	488	(10.4)	232	(5.0)	**4,686**	**(40.0)**
Trauma	32	(17.9)	59	(33.0)	43	(24.0)	45	(25.1)	**179**	**(1.5)**
Other	192	(47.9)	76	(19.0)	41	(10.2)	92	(22.9)	**401**	**(3.4)**
Unknown	16	(50.0)	10	(31.3)	2	(6.3)	4	(12.5)	**32**	**(0.3)**
Total	**6,806**	**(58.0)**	**2,690**	**(22.9)**	**1,319**	**(11.2)**	**913**	**(7.8)**	**11,728**	**(100.0)**

Children with unknown age are excluded from this table

FIGURE 27(a) SPECIALIST TEAM RETRIEVALS / TRANSFERS BY DIAGNOSTIC GROUP, 2015 - 2016

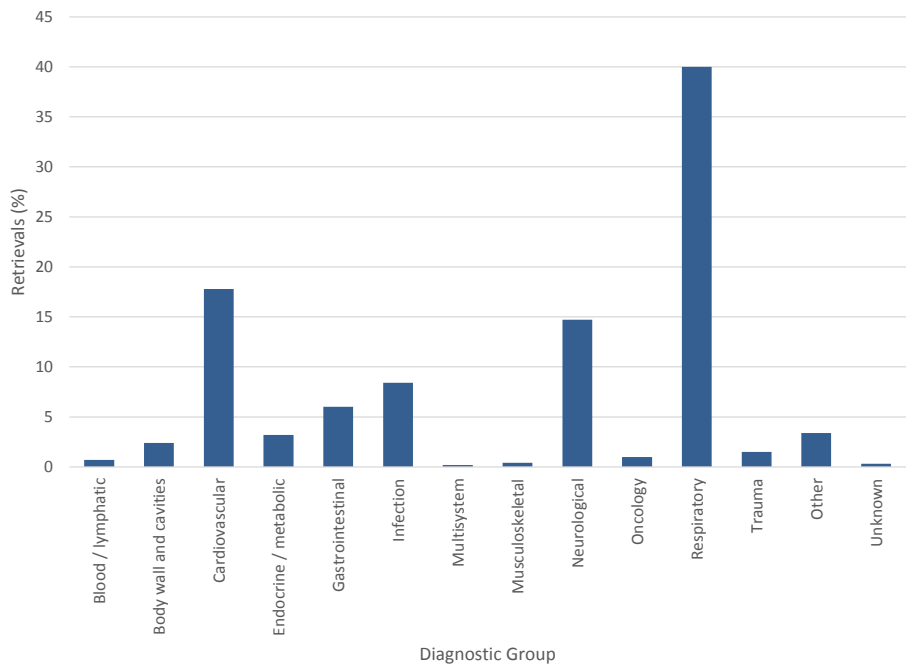

TABLE 28 ADMISSIONS BY TRANSPORT TEAM TYPE FOR RETRIEVALS AND TRANSFERS, 2015 - 2016

Year / Organisation	TRANSPORT TEAM TYPE													
	PICU		Centralised transport service (PIC)		Transport team from neonates		Other specialist team		Other non-specialist team		Unknown		Total	
	n	(%)	n	(%)	n	(%)	n	(%)	n	(%)	n	(%)	n	(%)
2015														
A	2	(1.2)	129	(75.4)	3	(1.8)	3	(1.8)	28	(16.4)	6	(3.5)	**171**	**(2.7)**
C	75	(48.7)	55	(35.7)	3	(1.9)	12	(7.8)	9	(5.8)	0	(0.0)	**154**	**(2.4)**
D	0	(0.0)	212	(94.2)	3	(1.3)	3	(1.3)	7	(3.1)	0	(0.0)	**225**	**(3.5)**
E1	24	(4.3)	436	(77.3)	13	(2.3)	8	(1.4)	71	(12.6)	12	(2.1)	**564**	**(8.8)**
E2	22	(12.1)	131	(72.0)	0	(0.0)	2	(1.1)	25	(13.7)	2	(1.1)	**182**	**(2.9)**
F	3	(0.7)	407	(91.5)	4	(0.9)	12	(2.7)	16	(3.6)	3	(0.7)	**445**	**(7.0)**
H	31	(18.1)	53	(31.0)	6	(3.5)	54	(31.6)	27	(15.8)	0	(0.0)	**171**	**(2.7)**
I	0	(0.0)	165	(97.6)	0	(0.0)	4	(2.4)	0	(0.0)	0	(0.0)	**169**	**(2.7)**
K2	22	(33.8)	17	(26.2)	22	(33.8)	0	(0.0)	4	(6.2)	0	(0.0)	**65**	**(1.0)**
K3	94	(46.8)	91	(45.3)	9	(4.5)	4	(2.0)	3	(1.5)	0	(0.0)	**201**	**(3.2)**
L	0	(0.0)	183	(97.9)	1	(0.5)	1	(0.5)	2	(1.1)	0	(0.0)	**187**	**(2.9)**
M	89	(58.6)	27	(17.8)	0	(0.0)	1	(0.7)	33	(21.7)	2	(1.3)	**152**	**(2.4)**
N	9	(4.2)	143	(66.5)	2	(0.9)	3	(1.4)	58	(27.0)	0	(0.0)	**215**	**(3.4)**
O	0	(0.0)	195	(99.0)	1	(0.5)	1	(0.5)	0	(0.0)	0	(0.0)	**197**	**(3.1)**
P	8	(2.5)	249	(79.0)	36	(11.4)	5	(1.6)	17	(5.4)	0	(0.0)	**315**	**(4.9)**
Q	2	(1.2)	162	(95.9)	0	(0.0)	1	(0.6)	2	(1.2)	2	(1.2)	**169**	**(2.7)**
R	3	(0.8)	307	(78.9)	44	(11.3)	1	(0.3)	34	(8.7)	0	(0.0)	**389**	**(6.1)**
S	10	(52.6)	8	(42.1)	0	(0.0)	1	(5.3)	0	(0.0)	0	(0.0)	**19**	**(0.3)**
T	0	(0.0)	220	(92.1)	0	(0.0)	2	(0.8)	16	(6.7)	1	(0.4)	**239**	**(3.7)**
U	1	(0.5)	209	(98.1)	1	(0.5)	0	(0.0)	2	(0.9)	0	(0.0)	**213**	**(3.3)**
V	2	(0.7)	222	(82.8)	2	(0.7)	23	(8.6)	19	(7.1)	0	(0.0)	**268**	**(4.2)**
W	204	(83.6)	4	(1.6)	24	(9.8)	1	(0.4)	11	(4.5)	0	(0.0)	**244**	**(3.8)**
X	83	(41.3)	68	(33.8)	27	(13.4)	6	(3.0)	4	(2.0)	13	(6.5)	**201**	**(3.2)**
Y	0	(0.0)	129	(97.0)	1	(0.8)	0	(0.0)	3	(2.3)	0	(0.0)	**133**	**(2.1)**
Z	8	(4.6)	148	(85.5)	1	(0.6)	5	(2.9)	9	(5.2)	2	(1.2)	**173**	**(2.7)**
ZA	29	(16.8)	109	(63.0)	15	(8.7)	10	(5.8)	2	(1.2)	8	(4.6)	**173**	**(2.7)**
ZB	0	(0.0)	178	(75.7)	0	(0.0)	42	(17.9)	15	(6.4)	0	(0.0)	**235**	**(3.7)**
ZC	0	(0.0)	167	(67.9)	1	(0.4)	50	(20.3)	25	(10.2)	3	(1.2)	**246**	**(3.9)**
ZD	0	(0.0)	129	(58.4)	0	(0.0)	2	(0.9)	90	(40.7)	0	(0.0)	**221**	**(3.5)**
ZE	0	(0.0)	0	(0.0)	0	(0.0)	18	(75.0)	6	(25.0)	0	(0.0)	**24**	**(0.4)**
ZF	1	(6.3)	0	(0.0)	0	(0.0)	4	(25.0)	1	(6.3)	10	(62.5)	**16**	**(0.3)**
Total	**722**	**(11.3)**	**4,553**	**(71.4)**	**219**	**(3.4)**	**279**	**(4.4)**	**539**	**(8.5)**	**64**	**(1.0)**	**6,376**	**(100.0)**
2016														
A	1	(0.6)	144	(81.4)	1	(0.6)	9	(5.1)	20	(11.3)	2	(1.1)	**177**	**(2.7)**
C	0	(0.0)	145	(85.3)	0	(0.0)	15	(8.8)	10	(5.9)	0	(0.0)	**170**	**(2.6)**
D	2	(0.8)	236	(92.2)	5	(2.0)	3	(1.2)	10	(3.9)	0	(0.0)	**256**	**(4.0)**
E1	9	(1.6)	476	(82.9)	18	(3.1)	9	(1.6)	38	(6.6)	24	(4.2)	**574**	**(8.9)**
E2	11	(7.2)	108	(71.1)	3	(2.0)	4	(2.6)	17	(11.2)	9	(5.9)	**152**	**(2.4)**
F	1	(0.2)	471	(93.6)	2	(0.4)	13	(2.6)	13	(2.6)	3	(0.6)	**503**	**(7.8)**
H	27	(14.4)	86	(46.0)	3	(1.6)	53	(28.3)	18	(9.6)	0	(0.0)	**187**	**(2.9)**
I	1	(0.6)	165	(97.1)	0	(0.0)	3	(1.8)	1	(0.6)	0	(0.0)	**170**	**(2.6)**
K2	8	(12.7)	34	(54.0)	20	(31.7)	1	(1.6)	0	(0.0)	0	(0.0)	**63**	**(1.0)**
K3	3	(1.4)	197	(92.1)	6	(2.8)	4	(1.9)	3	(1.4)	1	(0.5)	**214**	**(3.3)**
L	0	(0.0)	173	(99.4)	0	(0.0)	1	(0.6)	0	(0.0)	0	(0.0)	**174**	**(2.7)**
M	90	(66.7)	27	(20.0)	0	(0.0)	1	(0.7)	17	(12.6)	0	(0.0)	**135**	**(2.1)**
N	7	(3.7)	129	(67.9)	1	(0.5)	0	(0.0)	53	(27.9)	0	(0.0)	**190**	**(2.9)**
O	0	(0.0)	223	(97.8)	0	(0.0)	3	(1.3)	2	(0.9)	0	(0.0)	**228**	**(3.5)**
P	7	(2.1)	232	(70.9)	49	(15.0)	17	(5.2)	19	(5.8)	3	(0.9)	**327**	**(5.1)**
Q	1	(0.5)	194	(95.6)	0	(0.0)	1	(0.5)	5	(2.5)	2	(1.0)	**203**	**(3.1)**
R	1	(0.3)	272	(80.0)	46	(13.5)	0	(0.0)	21	(6.2)	0	(0.0)	**340**	**(5.3)**
S	14	(60.9)	5	(21.7)	0	(0.0)	4	(17.4)	0	(0.0)	0	(0.0)	**23**	**(0.4)**
T	0	(0.0)	226	(96.2)	0	(0.0)	1	(0.4)	8	(3.4)	0	(0.0)	**235**	**(3.6)**
U	0	(0.0)	206	(95.8)	1	(0.5)	6	(2.8)	2	(0.9)	0	(0.0)	**215**	**(3.3)**
V	4	(1.3)	280	(89.5)	9	(2.9)	14	(4.5)	6	(1.9)	0	(0.0)	**313**	**(4.9)**
W	3	(1.5)	165	(83.8)	21	(10.7)	1	(0.5)	7	(3.6)	0	(0.0)	**197**	**(3.1)**
X	50	(22.8)	110	(50.2)	31	(14.2)	8	(3.7)	16	(7.3)	4	(1.8)	**219**	**(3.4)**
Y	0	(0.0)	120	(93.0)	0	(0.0)	0	(0.0)	9	(7.0)	0	(0.0)	**129**	**(2.0)**
Z	0	(0.0)	150	(94.9)	0	(0.0)	3	(1.9)	5	(3.2)	0	(0.0)	**158**	**(2.5)**
ZA	47	(29.0)	103	(63.6)	4	(2.5)	5	(3.1)	0	(0.0)	3	(1.9)	**162**	**(2.5)**
ZB	6	(3.0)	185	(91.1)	0	(0.0)	2	(1.0)	10	(4.9)	0	(0.0)	**203**	**(3.1)**
ZC	0	(0.0)	210	(68.2)	0	(0.0)	54	(17.5)	31	(10.1)	13	(4.2)	**308**	**(4.8)**
ZD	0	(0.0)	92	(53.2)	1	(0.6)	0	(0.0)	80	(46.2)	0	(0.0)	**173**	**(2.7)**
ZE	1	(3.7)	0	(0.0)	0	(0.0)	26	(96.3)	0	(0.0)	0	(0.0)	**27**	**(0.4)**
ZF	2	(8.7)	0	(0.0)	1	(4.3)	12	(52.2)	2	(8.7)	6	(26.1)	**23**	**(0.4)**
Total	**296**	**(4.6)**	**5,164**	**(80.1)**	**222**	**(3.4)**	**273**	**(4.2)**	**423**	**(6.6)**	**70**	**(1.1)**	**6,448**	**(100.0)**
Grand Total	**1,018**	**(7.9)**	**9,717**	**(75.8)**	**441**	**(3.4)**	**552**	**(4.3)**	**962**	**(7.5)**	**134**	**(1.0)**	**12,824**	**(100.0)**

FIGURE 28 ADMISSIONS BY TRANSPORT TEAM TYPE FOR RETRIEVALS AND TRANSFERS, 2015 - 2016

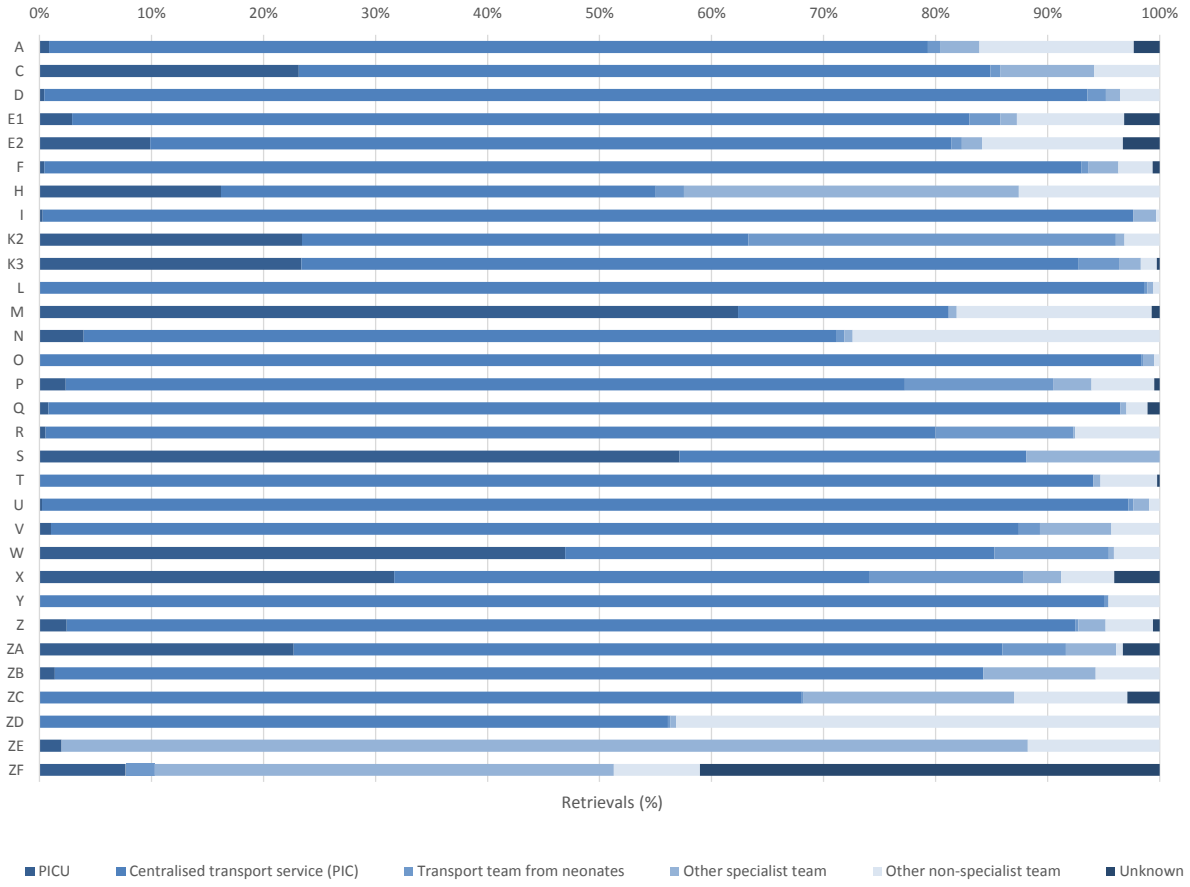

INTERVENTION DATA

Tables 29 – 31 present summary data relating to interventions carried out on PICU. Most of the interventions described are available in all PICUs, although a few specialist interventions (such as extra corporeal membrane oxygenation (ECMO) or left ventricular assist device to support cardiac function (LVAD)) are only available in a PICU where invasive cardiac procedures are routinely performed. Note that Table 30 contains aggregated data for 2014 - 2016.

In mid 2014, high flow nasal cannula therapy was added to the daily interventions section of the admission form, recording maximum daily flow in l/min. By the 1st January 2015 all units had started collecting the new dataset. Table 31a presents high flow nasal cannula therapy by organisation for 2015 and 2016. High flow nasal cannula therapy has also been added in Table 29 for completeness. As there is no complete data for 2014, the cells have purposely been left blank.

Definition: Non-invasive ventilatory support is defined as any method of ventilation NOT given via an endotracheal tube, laryngeal mask or tracheostomy. Non-invasive ventilation would include nasal prong or nasal / facial mask CPAP, nasal or facial BiPAP or negative pressure ventilation. It does NOT include high flow nasal cannula therapy.

Length of ventilation was calculated in whole days. Any ventilation during the period 00:00 to 23:59 was counted as one complete day of ventilation (e.g. a child intubated and ventilated at 23:45 on 7 March, and extubated at 02:30 on 8 March, would count as two days of ventilation). Intubation and extubation times are not recorded in the PICANet dataset.

In Figures 31a – 31b, the maps show the percentage of children receiving invasive ventilation by Nation or English Commissioning Region (NHSCR) and by Clinical Commissioning Groups (CCGs)/Health Boards (HB)/County for 2014 - 2016. The proportion of children invasively ventilated has been used as a very rough proxy for level of care.

INDEX TO INTERVENTION DATA

TABLE 29 INTERVENTIONS RECEIVED BY HEALTH ORGANISATION, 2014 - 2016

TABLE 30 ADMISSIONS BY VENTILATION STATUS AND AGE, 2014 - 2016

TABLE 31 ADMISSIONS BY VENTILATION STATUS BY HEALTH ORGANISATION, 2014 - 2016

FIGURE 31a PERCENTAGE OF CHILDREN RECEIVING INVASIVE VENTILATION BY NATION OR ENGLISH NHSCR IN THE UNITED KINGDOM AND THE REPUBLIC OF IRELAND, 2014 - 2016

FIGURE 31b PERCENTAGE OF CHILDREN RECEIVING INVASIVE VENTILATION BY CCG/HB/COUNTY IN THE UNITED KINGDOM AND THE REPUBLIC OF IRELAND, 2014 - 2016

TABLE 31a ADMISSIONS BY HIGH FLOW NASAL CANNULA THERAPY BY HEALTH ORGANISATION, 2015 - 2016

TABLE 29 INTERVENTIONS RECEIVED BY HEALTH ORGANISATION, 2014 - 2016

Year / Organisation	Admissions	INTERVENTIONS																	
		Invasive Ventilation		Non-Invasive Ventilation		Tracheostomy		ECMO		IV Vasoactive Drugs		LVAD		ICP Device		Renal Support		High flow nasal cannula therapy	
		n	(%)	n	(%)	n	(%)	n	(%)	n	(%)	n	(%)	n	(%)	n	(%)	n	(%)
2014																			
A	**647**	284	(43.9)	46	(7.1)	6	(0.9)	0	(0.0)	71	(11.0)	0	(0.0)	21	(3.2)	7	(1.1)		
B	**265**	43	(16.2)	102	(38.5)	0	(0.0)	0	(0.0)	4	(1.5)	0	(0.0)	0	(0.0)	0	(0.0)		
C	**296**	211	(71.3)	57	(19.3)	2	(0.7)	0	(0.0)	41	(13.9)	0	(0.0)	12	(4.1)	1	(0.3)		
D	**754**	448	(59.4)	95	(12.6)	28	(3.7)	0	(0.0)	158	(21.0)	1	(0.1)	19	(2.5)	24	(3.2)		
E1	**939**	765	(81.5)	174	(18.5)	17	(1.8)	4	(0.4)	232	(24.7)	0	(0.0)	38	(4.0)	36	(3.8)		
E2	**792**	691	(87.2)	84	(10.6)	2	(0.3)	33	(4.2)	497	(62.8)	16	(2.0)	0	(0.0)	54	(6.8)		
F	**1,258**	1,060	(84.3)	142	(11.3)	11	(0.9)	8	(0.6)	567	(45.1)	0	(0.0)	0	(0.0)	37	(2.9)		
G	**12**	10	(83.3)	0	(0.0)	0	(0.0)	0	(0.0)	0	(0.0)	0	(0.0)	0	(0.0)	0	(0.0)		
H	**539**	272	(50.5)	90	(16.7)	0	(0.0)	1	(0.2)	55	(10.2)	0	(0.0)	29	(5.4)	16	(3.0)		
I	**798**	665	(83.3)	43	(5.4)	26	(3.3)	9	(1.1)	423	(53.0)	0	(0.0)	18	(2.3)	33	(4.1)		
K2	**287**	251	(87.5)	17	(5.9)	11	(3.8)	42	(14.6)	219	(76.3)	21	(7.3)	0	(0.0)	54	(18.8)		
K3	**569**	332	(58.3)	48	(8.4)	21	(3.7)	0	(0.0)	58	(10.2)	0	(0.0)	14	(2.5)	8	(1.4)		
L	**303**	216	(71.3)	57	(18.8)	1	(0.3)	0	(0.0)	58	(19.1)	0	(0.0)	1	(0.3)	3	(1.0)		
M	**404**	222	(55.0)	72	(17.8)	2	(0.5)	1	(0.2)	67	(16.6)	0	(0.0)	12	(3.0)	24	(5.9)		
N	**726**	250	(34.4)	31	(4.3)	5	(0.7)	0	(0.0)	54	(7.4)	0	(0.0)	31	(4.3)	3	(0.4)		
O	**685**	511	(74.6)	196	(28.6)	11	(1.6)	14	(2.0)	468	(68.3)	0	(0.0)	0	(0.0)	35	(5.1)		
P	**1,013**	744	(73.4)	153	(15.1)	26	(2.6)	16	(1.6)	407	(40.2)	1	(0.1)	10	(1.0)	25	(2.5)		
Q	**517**	305	(59.0)	114	(22.1)	12	(2.3)	0	(0.0)	64	(12.4)	0	(0.0)	23	(4.4)	7	(1.4)		
R	**893**	725	(81.2)	73	(8.2)	8	(0.9)	13	(1.5)	320	(35.8)	0	(0.0)	21	(2.4)	31	(3.5)		
S	**132**	60	(45.5)	39	(29.5)	1	(0.8)	0	(0.0)	19	(14.4)	0	(0.0)	3	(2.3)	0	(0.0)		
T	**475**	255	(53.7)	88	(18.5)	3	(0.6)	0	(0.0)	67	(14.1)	0	(0.0)	17	(3.6)	8	(1.7)		
U	**325**	249	(76.6)	141	(43.4)	2	(0.6)	0	(0.0)	111	(34.2)	0	(0.0)	0	(0.0)	8	(2.5)		
V	**1,345**	1,069	(79.5)	317	(23.6)	4	(0.3)	17	(1.3)	674	(50.1)	0	(0.0)	32	(2.4)	62	(4.6)		
W	**690**	550	(79.7)	128	(18.6)	6	(0.9)	11	(1.6)	393	(57.0)	0	(0.0)	20	(2.9)	54	(7.8)		
X	**805**	486	(60.4)	150	(18.6)	7	(0.9)	56	(7.0)	260	(32.3)	1	(0.1)	0	(0.0)	30	(3.7)		
Y	**379**	192	(50.7)	52	(13.7)	3	(0.8)	0	(0.0)	31	(8.2)	0	(0.0)	9	(2.4)	1	(0.3)		
Z	**432**	163	(37.7)	146	(33.8)	4	(0.9)	0	(0.0)	39	(9.0)	0	(0.0)	3	(0.7)	0	(0.0)		
ZA	**1,079**	488	(45.2)	209	(19.4)	16	(1.5)	26	(2.4)	282	(26.1)	0	(0.0)	25	(2.3)	34	(3.2)		
ZB	**507**	256	(50.5)	62	(12.2)	17	(3.4)	0	(0.0)	68	(13.4)	0	(0.0)	6	(1.2)	10	(2.0)		
ZC	**1,020**	654	(64.1)	214	(21.0)	4	(0.4)	16	(1.6)	531	(52.1)	0	(0.0)	0	(0.0)	32	(3.1)		
ZD	**473**	329	(69.6)	146	(30.9)	3	(0.6)	1	(0.2)	54	(11.4)	0	(0.0)	28	(5.9)	22	(4.7)		
ZE	**301**	133	(44.2)	22	(7.3)	2	(0.7)	0	(0.0)	86	(28.6)	0	(0.0)	5	(1.7)	1	(0.3)		
ZF	**122**	38	(31.1)	20	(16.4)	1	(0.8)	0	(0.0)	6	(4.9)	0	(0.0)	4	(3.3)	0	(0.0)		
Total	**19,782**	**12,927**	**(65.3)**	**3,328**	**(16.8)**	**262**	**(1.3)**	**268**	**(1.4)**	**6,384**	**(32.3)**	**40**	**(0.2)**	**401**	**(2.0)**	**660**	**(3.3)**		
2015																			
A	**616**	255	(41.4)	32	(5.2)	8	(1.3)	0	(0.0)	81	(13.1)	0	(0.0)	11	(1.8)	8	(1.3)	82	(13.3)
C	**466**	232	(49.8)	79	(17.0)	5	(1.1)	0	(0.0)	63	(13.5)	0	(0.0)	11	(2.4)	7	(1.5)	17	(3.6)
D	**643**	395	(61.4)	79	(12.3)	21	(3.3)	0	(0.0)	138	(21.5)	0	(0.0)	16	(2.5)	13	(2.0)	17	(2.6)
E1	**997**	747	(74.9)	164	(16.4)	26	(2.6)	2	(0.2)	233	(23.4)	0	(0.0)	34	(3.4)	48	(4.8)	0	(0.0)
E2	**816**	717	(87.9)	79	(9.7)	3	(0.4)	31	(3.8)	571	(70.0)	17	(2.1)	2	(0.2)	46	(5.6)	0	(0.0)
F	**1,190**	978	(82.2)	99	(8.3)	11	(0.9)	7	(0.6)	495	(41.6)	0	(0.0)	0	(0.0)	50	(4.2)	0	(0.0)
G	**22**	20	(90.9)	0	(0.0)	0	(0.0)	0	(0.0)	3	(13.6)	0	(0.0)	4	(18.2)	0	(0.0)	0	(0.0)
H	**541**	293	(54.2)	84	(15.5)	0	(0.0)	1	(0.2)	68	(12.6)	0	(0.0)	24	(4.4)	23	(4.3)	78	(14.4)
I	**793**	687	(86.6)	24	(3.0)	40	(5.0)	4	(0.5)	467	(58.9)	0	(0.0)	17	(2.1)	31	(3.9)	188	(23.7)
K2	**257**	233	(90.7)	25	(9.7)	9	(3.5)	31	(12.1)	209	(81.3)	16	(6.2)	0	(0.0)	34	(13.2)	81	(31.5)
K3	**598**	382	(63.9)	46	(7.7)	39	(6.5)	0	(0.0)	97	(16.2)	1	(0.2)	17	(2.8)	19	(3.2)	112	(18.7)
L	**323**	226	(70.0)	79	(24.5)	3	(0.9)	0	(0.0)	47	(14.6)	0	(0.0)	1	(0.3)	0	(0.0)	9	(2.8)
M	**686**	316	(46.1)	150	(21.9)	3	(0.4)	0	(0.0)	93	(13.6)	0	(0.0)	25	(3.6)	19	(2.8)	1	(0.1)
N	**826**	285	(34.5)	40	(4.8)	5	(0.6)	0	(0.0)	61	(7.4)	0	(0.0)	22	(2.7)	2	(0.2)	234	(28.3)
O	**669**	480	(71.7)	199	(29.7)	1	(0.1)	9	(1.3)	458	(68.5)	0	(0.0)	1	(0.1)	14	(2.1)	74	(11.1)
P	**966**	676	(70.0)	133	(13.8)	23	(2.4)	16	(1.7)	414	(42.9)	0	(0.0)	19	(2.0)	55	(5.7)	179	(18.5)
Q	**476**	281	(59.0)	101	(21.2)	5	(1.1)	0	(0.0)	62	(13.0)	1	(0.2)	11	(2.3)	6	(1.3)	44	(9.2)
R	**957**	813	(85.0)	91	(9.5)	9	(0.9)	7	(0.7)	411	(42.9)	0	(0.0)	25	(2.6)	37	(3.9)	152	(15.9)
S	**123**	67	(54.5)	38	(30.9)	4	(3.3)	0	(0.0)	24	(19.5)	0	(0.0)	5	(4.1)	0	(0.0)	11	(8.9)
T	**639**	295	(46.2)	71	(11.1)	7	(1.1)	0	(0.0)	66	(10.3)	0	(0.0)	13	(2.0)	4	(0.6)	89	(13.9)
U	**317**	253	(79.8)	113	(35.6)	1	(0.3)	1	(0.3)	105	(33.1)	0	(0.0)	0	(0.0)	10	(3.2)	1	(0.3)
V	**1,343**	1,085	(80.8)	414	(30.8)	5	(0.4)	13	(1.0)	633	(47.1)	1	(0.1)	38	(2.8)	54	(4.0)	242	(18.0)
W	**761**	572	(75.2)	121	(15.9)	9	(1.2)	7	(0.9)	392	(51.5)	0	(0.0)	17	(2.2)	52	(6.8)	188	(24.7)
X	**899**	535	(59.5)	171	(19.0)	4	(0.4)	46	(5.1)	307	(34.1)	2	(0.2)	0	(0.0)	29	(3.2)	61	(6.8)
Y	**381**	200	(52.5)	45	(11.8)	2	(0.5)	0	(0.0)	44	(11.5)	0	(0.0)	7	(1.8)	4	(1.0)	47	(12.3)
Z	**441**	197	(44.7)	138	(31.3)	1	(0.2)	0	(0.0)	42	(9.5)	0	(0.0)	8	(1.8)	0	(0.0)	37	(8.4)
ZA	**941**	470	(49.9)	107	(11.4)	6	(0.6)	8	(0.9)	232	(24.7)	0	(0.0)	25	(2.7)	25	(2.7)	245	(26.0)
ZB	**630**	340	(54.0)	68	(10.8)	23	(3.7)	1	(0.2)	73	(11.6)	0	(0.0)	9	(1.4)	12	(1.9)	63	(10.0)
ZC	**942**	627	(66.6)	236	(25.1)	17	(1.8)	13	(1.4)	478	(50.7)	3	(0.3)	4	(0.4)	34	(3.6)	214	(22.7)
ZD	**456**	309	(67.8)	86	(18.9)	22	(4.8)	0	(0.0)	55	(12.1)	0	(0.0)	31	(6.8)	9	(2.0)	149	(32.7)
ZE	**199**	68	(34.2)	9	(4.5)	1	(0.5)	0	(0.0)	51	(25.6)	0	(0.0)	1	(0.5)	3	(1.5)	5	(2.5)
ZF	**71**	17	(23.9)	8	(11.3)	1	(1.4)	0	(0.0)	6	(8.5)	0	(0.0)	3	(4.2)	1	(1.4)	2	(2.8)
Total	**19,985**	**13,051**	**(65.3)**	**3,129**	**(15.7)**	**314**	**(1.6)**	**197**	**(1.0)**	**6,479**	**(32.4)**	**41**	**(0.2)**	**401**	**(2.0)**	**649**	**(3.2)**	**2,622**	**(13.1)**
2016																			
A	**636**	268	(42.1)	39	(6.1)	12	(1.9)	0	(0.0)	68	(10.7)	0	(0.0)	21	(3.3)	7	(1.1)	74	(11.6)
C	**530**	224	(42.3)	97	(18.3)	5	(0.9)	0	(0.0)	55	(10.4)	0	(0.0)	9	(1.7)	3	(0.6)	34	(6.4)
D	**732**	465	(63.5)	63	(8.6)	20	(2.7)	2	(0.3)	162	(22.1)	0	(0.0)	16	(2.2)	18	(2.5)	42	(5.7)
E1	**991**	781	(78.8)	180	(18.2)	31	(3.1)	2	(0.2)	239	(24.1)	0	(0.0)	31	(3.1)	40	(4.0)	26	(2.6)
E2	**856**	743	(86.8)	87	(10.2)	11	(1.3)	36	(4.2)	574	(67.1)	13	(1.5)	1	(0.1)	36	(4.2)	16	(1.9)
F	**1,154**	949	(82.2)	124	(10.7)	18	(1.6)	10	(0.9)	472	(40.9)	0	(0.0)	0	(0.0)	42	(3.6)	0	(0.0)
G	**13**	10	(76.9)	0	(0.0)	0	(0.0)	0	(0.0)	0	(0.0)	0	(0.0)	0	(0.0)	0	(0.0)	0	(0.0)
H	**576**	323	(56.1)	77	(13.4)	0	(0.0)	0	(0.0)	84	(14.6)	0	(0.0)	20	(3.5)	17	(3.0)	128	(22.2)
I	**749**	652	(87.0)	20	(2.7)	35	(4.7)	9	(1.2)	369	(49.3)	0	(0.0)	12	(1.6)	25	(3.3)	233	(31.1)
K2	**311**	284	(91.3)	16	(5.1)	6	(1.9)	38	(12.2)	248	(79.7)	13	(4.2)	0	(0.0)	37	(11.9)	107	(34.4)
K3	**624**	374	(59.9)	51	(8.2)	18	(2.9)	0	(0.0)	100	(16.0)	0	(0.0)	16	(2.6)	9	(1.4)	132	(21.2)
L	**266**	192	(72.2)	48	(18.0)	0	(0.0)	0	(0.0)	33	(12.4)	0	(0.0)	0	(0.0)	2	(0.8)	22	(8.3)
M	**633**	276	(43.6)	161	(25.4)	4	(0.6)	0	(0.0)	88	(13.9)	0	(0.0)	14	(2.2)	10	(1.6)	20	(3.2)
N	**845**	277	(32.8)	47	(5.6)	5	(0.6)	0	(0.0)	84	(9.9)	0	(0.0)	23	(2.7)	4	(0.5)	261	(30.9)
O	**652**	471	(72.2)	209	(32.1)	5	(0.8)	13	(2.0)	453	(69.5)	0	(0.0)	1	(0.2)	19	(2.9)	7	(1.1)
P	**942**	723	(76.8)	108	(11.5)	18	(1.9)	31	(3.3)	454	(48.2)	4	(0.4)	18	(1.9)	38	(4.0)	211	(22.4)
Q	**721**	301	(41.7)	145	(20.1)	22	(3.1)	0	(0.0)	70	(9.7)	2	(0.3)	24	(3.3)	6	(0.8)	116	(16.1)
R	**882**	741	(84.0)	73	(8.3)	13	(1.5)	8	(0.9)	371	(42.1)	0	(0.0)	11	(1.2)	36	(4.1)	242	(27.4)
S	**163**	69	(42.3)	41	(25.2)	1	(0.6)	0	(0.0)	15	(9.2)	0	(0.0)	2	(1.2)	0	(0.0)	15	(9.2)
T	**600**	320	(53.3)	93	(15.5)	2	(0.3)	0	(0.0)	74	(12.3)	0	(0.0)	9	(1.5)	9	(1.5)	90	(15.0)
U	**329**	271	(82.4)	109	(33.1)	6	(1.8)	0	(0.0)	105	(31.9)	0	(0.0)	1	(0.3)	18	(5.5)	11	(3.3)
V	**1,409**	1,093	(77.6)	375	(26.6)	7	(0.5)	15	(1.1)	620	(44.0)	0	(0.0)	24	(1.7)	52	(3.7)	343	(24.3)
W	**697**	517	(74.2)	107	(15.4)	13	(1.9)	10	(1.4)	375	(53.8)	0	(0.0)	14	(2.0)	42	(6.0)	242	(34.7)
X	**852**	507	(59.5)	178	(20.9)	4	(0.5)	48	(5.6)	300	(35.2)	0	(0.0)	0	(0.0)	20	(2.3)	163	(19.1)
Y	**515**	238	(46.2)	153	(29.7)	8	(1.6)	0	(0.0)	36	(7.0)	0	(0.0)	6	(1.2)	4	(0.8)	107	(20.8)
Z	**384**	197	(51.3)	116	(30.2)	0	(0.0)	0	(0.0)	42	(10.9)	0	(0.0)	1	(0.3)	0	(0.0)	25	(6.5)
ZA	**972**	489	(50.3)	104	(10.7)	20	(2.1)	18	(1.9)	274	(28.2)	0	(0.0)	40	(4.1)	35	(3.6)	266	(27.4)
ZB	**557**	302	(54.2)	63	(11.3)	7	(1.3)	1	(0.2)	65	(11.7)	0	(0.0)	16	(2.9)	8	(1.4)	78	(14.0)
ZC	**1,031**	662	(64.2)	267	(25.9)	18	(1.7)	14	(1.4)	504	(48.9)	0	(0.0)	0	(0.0)	37	(3.6)	209	(20.3)
ZD	**370**	245	(66.2)	68	(18.4)	7	(1.9)	0	(0.0)	57	(15.4)	0	(0.0)	29	(7.8)	10	(2.7)	123	(33.2)
ZE	**242**	87	(36.0)	16	(6.6)	1	(0.4)	0	(0.0)	76	(31.4)	0	(0.0)	3	(1.2)	4	(1.7)	11	(4.5)
ZF	**87**	9	(10.3)	11	(12.6)	4	(4.6)	0	(0.0)	2	(2.3)	0	(0.0)	2	(2.3)	1	(1.1)	7	(8.0)
Total	**20,321**	**13,060**	**(64.3)**	**3,246**	**(16.0)**	**321**	**(1.6)**	**255**	**(1.3)**	**6,469**	**(31.8)**	**32**	**(0.2)**	**364**	**(1.8)**	**589**	**(2.9)**	**3,361**	**(16.5)**
Grand Total	**60,088**	**39,038**	**(65.0)**	**9,703**	**(16.1)**	**897**	**(1.5)**	**720**	**(1.2)**	**19,332**	**(32.2)**	**113**	**(0.2)**	**1,166**	**(1.9)**	**1,898**	**(3.2)**	**5,983**	**(14.8)***

* Percentage is calculated based on the total number of admissions of 2015 and 2016, since high flow nasal cannula therapy data were not available before then.
A blank cell means there were no data available.

TABLE 30 ADMISSIONS BY VENTILATION STATUS AND AGE, 2014 - 2016

Ventilation Status	AGE GROUP (YEARS)									
	<1		1-4		5-10		11-15		Total	
	n	(%)	n	(%)	n	(%)	n	(%)	n	(%)
Invasive only	16,248	(49.7)	8,818	(27.0)	4,395	(13.5)	3,199	(9.8)	**32,660**	**(54.4)**
Non-invasive only	1,594	(47.9)	750	(22.5)	527	(15.8)	455	(13.7)	**3,326**	**(5.5)**
Both	4,125	(64.7)	1,084	(17.0)	644	(10.1)	523	(8.2)	**6,376**	**(10.6)**
Neither	5,413	(30.6)	5,405	(30.5)	3,404	(19.2)	3,490	(19.7)	**17,712**	**(29.5)**
Unknown	4	(50.0)	1	(12.5)	3	(37.5)	0	(0.0)	**8**	**(0.0)**
Total	**27,384**	**(45.6)**	**16,058**	**(26.7)**	**8,973**	**(14.9)**	**7,667**	**(12.8)**	**60,082**	**(100.0)**

Children with unknown age are excluded from this table

TABLE 31 ADMISSIONS BY VENTILATION STATUS BY HEALTH ORGANISATION, 2014 - 2016

Year / Organisation	VENTILATION STATUS											
	Invasive only		Non-invasive only		Both		Neither		Unknown		Total	
	n	(%)	n	(%)	n	(%)	n	(%)	n	(%)	n	(%)
2014												
A	270	(41.7)	32	(4.9)	14	(2.2)	331	(51.2)	0	(0.0)	**647**	**(3.3)**
B	19	(7.2)	78	(29.4)	24	(9.1)	144	(54.3)	0	(0.0)	**265**	**(1.3)**
C	177	(59.8)	23	(7.8)	34	(11.5)	62	(20.9)	0	(0.0)	**296**	**(1.5)**
D	404	(53.6)	51	(6.8)	44	(5.8)	255	(33.8)	0	(0.0)	**754**	**(3.8)**
E1	637	(67.8)	46	(4.9)	128	(13.6)	127	(13.5)	1	(0.1)	**939**	**(4.7)**
E2	615	(77.7)	8	(1.0)	76	(9.6)	93	(11.7)	0	(0.0)	**792**	**(4.0)**
F	938	(74.6)	20	(1.6)	122	(9.7)	178	(14.1)	0	(0.0)	**1,258**	**(6.4)**
G	10	(83.3)	0	(0.0)	0	(0.0)	2	(16.7)	0	(0.0)	**12**	**(0.1)**
H	223	(41.4)	41	(7.6)	49	(9.1)	226	(41.9)	0	(0.0)	**539**	**(2.7)**
I	636	(79.7)	14	(1.8)	29	(3.6)	119	(14.9)	0	(0.0)	**798**	**(4.0)**
K2	236	(82.2)	2	(0.7)	15	(5.2)	34	(11.8)	0	(0.0)	**287**	**(1.5)**
K3	308	(54.1)	24	(4.2)	24	(4.2)	213	(37.4)	0	(0.0)	**569**	**(2.9)**
L	181	(59.7)	22	(7.3)	35	(11.6)	65	(21.5)	0	(0.0)	**303**	**(1.5)**
M	177	(43.8)	27	(6.7)	45	(11.1)	155	(38.4)	0	(0.0)	**404**	**(2.0)**
N	241	(33.2)	22	(3.0)	9	(1.2)	454	(62.5)	0	(0.0)	**726**	**(3.7)**
O	349	(50.9)	34	(5.0)	162	(23.6)	140	(20.4)	0	(0.0)	**685**	**(3.5)**
P	633	(62.5)	42	(4.1)	111	(11.0)	223	(22.0)	4	(0.4)	**1,013**	**(5.1)**
Q	245	(47.4)	54	(10.4)	60	(11.6)	158	(30.6)	0	(0.0)	**517**	**(2.6)**
R	663	(74.2)	11	(1.2)	62	(6.9)	157	(17.6)	0	(0.0)	**893**	**(4.5)**
S	47	(35.6)	26	(19.7)	13	(9.8)	46	(34.8)	0	(0.0)	**132**	**(0.7)**
T	188	(39.6)	21	(4.4)	67	(14.1)	199	(41.9)	0	(0.0)	**475**	**(2.4)**
U	143	(44.0)	35	(10.8)	106	(32.6)	41	(12.6)	0	(0.0)	**325**	**(1.6)**
V	823	(61.2)	71	(5.3)	246	(18.3)	205	(15.2)	0	(0.0)	**1,345**	**(6.8)**
W	459	(66.5)	37	(5.4)	91	(13.2)	103	(14.9)	0	(0.0)	**690**	**(3.5)**
X	378	(47.0)	42	(5.2)	108	(13.4)	277	(34.4)	0	(0.0)	**805**	**(4.1)**
Y	155	(40.9)	15	(4.0)	37	(9.8)	172	(45.4)	0	(0.0)	**379**	**(1.9)**
Z	119	(27.5)	102	(23.6)	44	(10.2)	167	(38.7)	0	(0.0)	**432**	**(2.2)**
ZA	360	(33.4)	81	(7.5)	128	(11.9)	510	(47.3)	0	(0.0)	**1,079**	**(5.5)**
ZB	217	(42.8)	23	(4.5)	39	(7.7)	228	(45.0)	0	(0.0)	**507**	**(2.6)**
ZC	511	(50.1)	71	(7.0)	143	(14.0)	295	(28.9)	0	(0.0)	**1,020**	**(5.2)**
ZD	232	(49.0)	49	(10.4)	97	(20.5)	95	(20.1)	0	(0.0)	**473**	**(2.4)**
ZE	112	(37.2)	1	(0.3)	21	(7.0)	167	(55.5)	0	(0.0)	**301**	**(1.5)**
ZF	31	(25.4)	13	(10.7)	7	(5.7)	71	(58.2)	0	(0.0)	**122**	**(0.6)**
Total	**10,737**	**(54.3)**	**1,138**	**(5.8)**	**2,190**	**(11.1)**	**5,712**	**(28.9)**	**5**	**(0.0)**	**19,782**	**(100.0)**
2015												
A	250	(40.6)	27	(4.4)	5	(0.8)	334	(54.2)	0	(0.0)	**616**	**(3.1)**
C	193	(41.4)	40	(8.6)	39	(8.4)	194	(41.6)	0	(0.0)	**466**	**(2.3)**
D	356	(55.4)	40	(6.2)	39	(6.1)	208	(32.3)	0	(0.0)	**643**	**(3.2)**
E1	619	(62.1)	36	(3.6)	128	(12.8)	213	(21.4)	1	(0.1)	**997**	**(5.0)**
E2	643	(78.8)	5	(0.6)	74	(9.1)	94	(11.5)	0	(0.0)	**816**	**(4.1)**
F	894	(75.1)	15	(1.3)	84	(7.1)	197	(16.6)	0	(0.0)	**1,190**	**(6.0)**
G	20	(90.9)	0	(0.0)	0	(0.0)	2	(9.1)	0	(0.0)	**22**	**(0.1)**
H	256	(47.3)	47	(8.7)	37	(6.8)	201	(37.2)	0	(0.0)	**541**	**(2.7)**
I	675	(85.1)	12	(1.5)	12	(1.5)	94	(11.9)	0	(0.0)	**793**	**(4.0)**
K2	210	(81.7)	2	(0.8)	23	(8.9)	22	(8.6)	0	(0.0)	**257**	**(1.3)**
K3	358	(59.9)	22	(3.7)	24	(4.0)	194	(32.4)	0	(0.0)	**598**	**(3.0)**
L	173	(53.6)	26	(8.0)	53	(16.4)	71	(22.0)	0	(0.0)	**323**	**(1.6)**
M	228	(33.2)	62	(9.0)	88	(12.8)	308	(44.9)	0	(0.0)	**686**	**(3.4)**
N	258	(31.2)	13	(1.6)	27	(3.3)	528	(63.9)	0	(0.0)	**826**	**(4.1)**
O	325	(48.6)	44	(6.6)	155	(23.2)	145	(21.7)	0	(0.0)	**669**	**(3.3)**
P	587	(60.8)	44	(4.6)	89	(9.2)	246	(25.5)	0	(0.0)	**966**	**(4.8)**
Q	229	(48.1)	49	(10.3)	52	(10.9)	146	(30.7)	0	(0.0)	**476**	**(2.4)**
R	731	(76.4)	9	(0.9)	82	(8.6)	135	(14.1)	0	(0.0)	**957**	**(4.8)**
S	49	(39.8)	20	(16.3)	18	(14.6)	36	(29.3)	0	(0.0)	**123**	**(0.6)**
T	247	(38.7)	23	(3.6)	48	(7.5)	321	(50.2)	0	(0.0)	**639**	**(3.2)**
U	155	(48.9)	15	(4.7)	98	(30.9)	49	(15.5)	0	(0.0)	**317**	**(1.6)**
V	765	(57.0)	94	(7.0)	320	(23.8)	164	(12.2)	0	(0.0)	**1,343**	**(6.7)**
W	493	(64.8)	42	(5.5)	79	(10.4)	147	(19.3)	0	(0.0)	**761**	**(3.8)**
X	423	(47.1)	59	(6.6)	112	(12.5)	305	(33.9)	0	(0.0)	**899**	**(4.5)**
Y	171	(44.9)	16	(4.2)	29	(7.6)	165	(43.3)	0	(0.0)	**381**	**(1.9)**
Z	149	(33.8)	90	(20.4)	48	(10.9)	154	(34.9)	0	(0.0)	**441**	**(2.2)**
ZA	387	(41.1)	24	(2.6)	83	(8.8)	447	(47.5)	0	(0.0)	**941**	**(4.7)**
ZB	295	(46.8)	23	(3.7)	45	(7.1)	267	(42.4)	0	(0.0)	**630**	**(3.2)**
ZC	460	(48.8)	69	(7.3)	167	(17.7)	246	(26.1)	0	(0.0)	**942**	**(4.7)**
ZD	257	(56.4)	34	(7.5)	52	(11.4)	113	(24.8)	0	(0.0)	**456**	**(2.3)**
ZE	60	(30.2)	1	(0.5)	8	(4.0)	130	(65.3)	0	(0.0)	**199**	**(1.0)**
ZF	12	(16.9)	3	(4.2)	5	(7.0)	51	(71.8)	0	(0.0)	**71**	**(0.4)**
Total	**10,928**	**(54.7)**	**1,006**	**(5.0)**	**2,123**	**(10.6)**	**5,927**	**(29.7)**	**1**	**(0.0)**	**19,985**	**(100.0)**
2016												
A	264	(41.5)	35	(5.5)	4	(0.6)	333	(52.4)	0	(0.0)	**636**	**(3.1)**
C	178	(33.6)	51	(9.6)	46	(8.7)	255	(48.1)	0	(0.0)	**530**	**(2.6)**
D	424	(57.9)	22	(3.0)	41	(5.6)	245	(33.5)	0	(0.0)	**732**	**(3.6)**
E1	630	(63.6)	29	(2.9)	151	(15.2)	181	(18.3)	0	(0.0)	**991**	**(4.9)**
E2	665	(77.7)	9	(1.1)	78	(9.1)	104	(12.1)	0	(0.0)	**856**	**(4.2)**
F	853	(73.9)	28	(2.4)	96	(8.3)	177	(15.3)	0	(0.0)	**1,154**	**(5.7)**
G	10	(76.9)	0	(0.0)	0	(0.0)	3	(23.1)	0	(0.0)	**13**	**(0.1)**
H	280	(48.6)	34	(5.9)	43	(7.5)	219	(38.0)	0	(0.0)	**576**	**(2.8)**
I	640	(85.4)	8	(1.1)	12	(1.6)	89	(11.9)	0	(0.0)	**749**	**(3.7)**
K2	269	(86.5)	1	(0.3)	15	(4.8)	26	(8.4)	0	(0.0)	**311**	**(1.5)**
K3	348	(55.8)	25	(4.0)	26	(4.2)	225	(36.1)	0	(0.0)	**624**	**(3.1)**
L	160	(60.2)	16	(6.0)	32	(12.0)	56	(21.1)	2	(0.8)	**266**	**(1.3)**
M	204	(32.2)	89	(14.1)	72	(11.4)	268	(42.3)	0	(0.0)	**633**	**(3.1)**
N	258	(30.5)	28	(3.3)	19	(2.2)	540	(63.9)	0	(0.0)	**845**	**(4.2)**
O	298	(45.7)	36	(5.5)	173	(26.5)	145	(22.2)	0	(0.0)	**652**	**(3.2)**
P	642	(68.2)	27	(2.9)	81	(8.6)	192	(20.4)	0	(0.0)	**942**	**(4.6)**
Q	226	(31.3)	70	(9.7)	75	(10.4)	350	(48.5)	0	(0.0)	**721**	**(3.5)**
R	679	(77.0)	11	(1.2)	62	(7.0)	130	(14.7)	0	(0.0)	**882**	**(4.3)**
S	53	(32.5)	25	(15.3)	16	(9.8)	69	(42.3)	0	(0.0)	**163**	**(0.8)**
T	257	(42.8)	30	(5.0)	63	(10.5)	250	(41.7)	0	(0.0)	**600**	**(3.0)**
U	180	(54.7)	18	(5.5)	91	(27.7)	40	(12.2)	0	(0.0)	**329**	**(1.6)**
V	826	(58.6)	108	(7.7)	267	(18.9)	208	(14.8)	0	(0.0)	**1,409**	**(6.9)**
W	446	(64.0)	36	(5.2)	71	(10.2)	144	(20.7)	0	(0.0)	**697**	**(3.4)**
X	398	(46.7)	69	(8.1)	109	(12.8)	276	(32.4)	0	(0.0)	**852**	**(4.2)**
Y	196	(38.1)	111	(21.6)	42	(8.2)	166	(32.2)	0	(0.0)	**515**	**(2.5)**
Z	155	(40.4)	74	(19.3)	42	(10.9)	113	(29.4)	0	(0.0)	**384**	**(1.9)**
ZA	431	(44.3)	46	(4.7)	58	(6.0)	437	(45.0)	0	(0.0)	**972**	**(4.8)**
ZB	258	(46.3)	19	(3.4)	44	(7.9)	236	(42.4)	0	(0.0)	**557**	**(2.7)**
ZC	481	(46.7)	86	(8.3)	181	(17.6)	283	(27.4)	0	(0.0)	**1,031**	**(5.1)**
ZD	207	(55.9)	30	(8.1)	38	(10.3)	95	(25.7)	0	(0.0)	**370**	**(1.8)**
ZE	73	(30.2)	2	(0.8)	14	(5.8)	153	(63.2)	0	(0.0)	**242**	**(1.2)**
ZF	8	(9.2)	10	(11.5)	1	(1.1)	68	(78.2)	0	(0.0)	**87**	**(0.4)**
Total	**10,997**	**(54.1)**	**1,183**	**(5.8)**	**2,063**	**(10.2)**	**6,076**	**(29.9)**	**2**	**(0.0)**	**20,321**	**(100.0)**
Grand Total	**32,662**	**(54.4)**	**3,327**	**(5.5)**	**6,376**	**(10.6)**	**17,715**	**(29.5)**	**8**	**(0.0)**	**60,088**	**(100.0)**

FIGURE 31a PERCENTAGE OF CHILDREN RECEIVING INVASIVE VENTILATION BY NATION OR ENGLISH NHSCR IN THE UNITED KINGDOM AND THE REPUBLIC OF IRELAND, 2014 - 2016

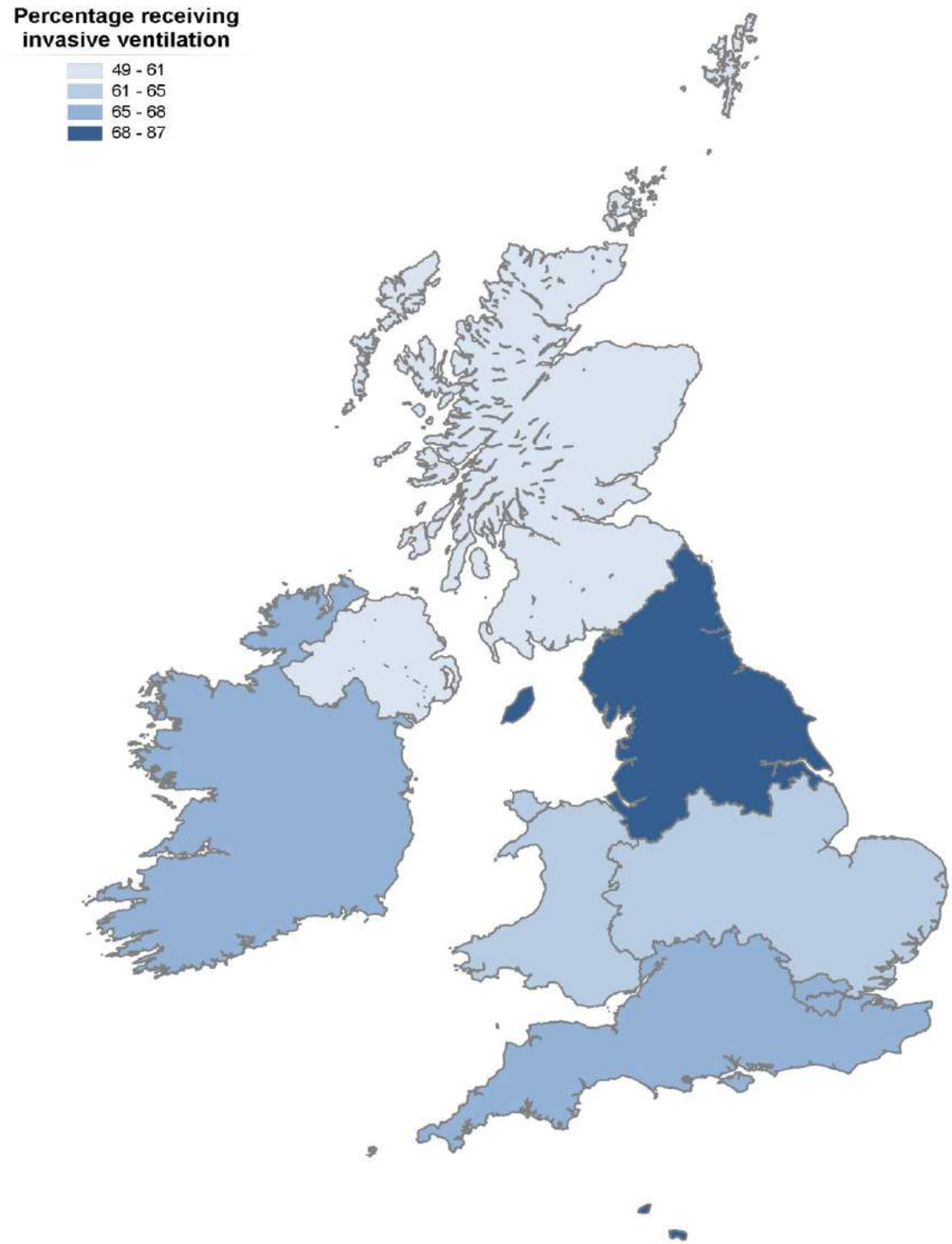

Contains National Statistics data © Crown copyright and database right 2017 Contains Ordnance Survey data © Crown copyright and database right 2017

FIGURE 31b PERCENTAGE OF CHILDREN RECEIVING INVASIVE VENTILATION BY CCG/HB/COUNTY IN THE UNITED KINGDOM AND THE REPUBLIC OF IRELAND, 2014 - 2016

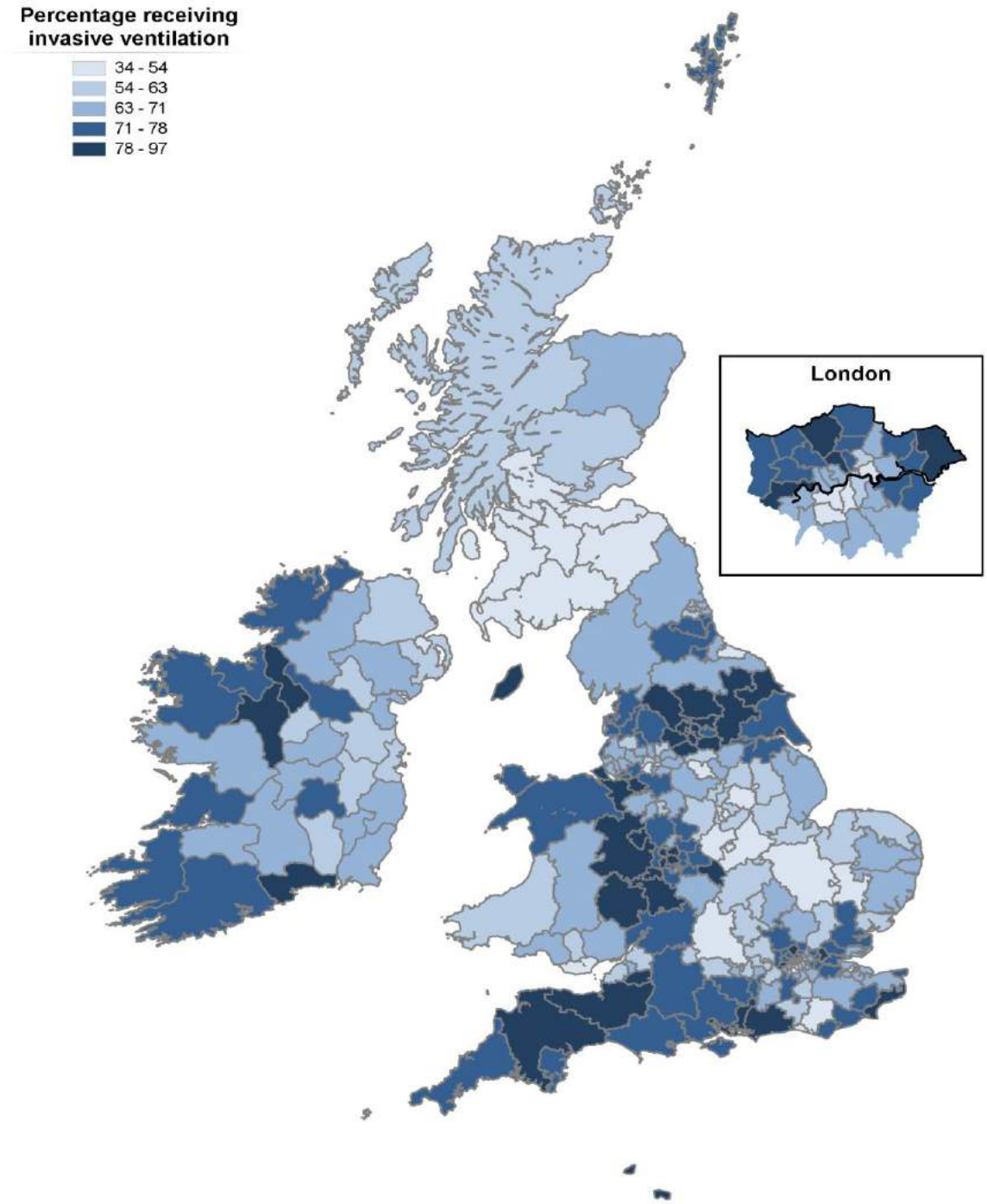

Contains National Statistics data © Crown copyright and database right 2017 Contains Ordnance Survey data © Crown copyright and database right 2017

TABLE 31a ADMISSIONS BY HIGH FLOW NASAL CANNULA THERAPY BY HEALTH ORGANISATION, 2015 - 2016

Organisation	Total admissions	HIGH FLOW NASAL CANNULA THERAPY High flow admissions n	(%)	Days	Median	Minimum	Maximum
2015							
A	616	82	(13.3)	269	8	1	40
C	466	17	(3.6)	75	7	1	20
D	643	17	(2.6)	38	7	1	40
E1	997	0	(0.0)	0			
E2	816	0	(0.0)	0			
F	1,190	0	(0.0)	0			
G	22	0	(0.0)	0			
H	541	78	(14.4)	288	10	1	30
I	793	188	(23.7)	441	12	4	40
K3	598	112	(18.7)	373	6	2	15
K2	257	81	(31.5)	496	8	3	35
L	323	9	(2.8)	20	8	3	50
M	686	1	(0.1)	4	20	10	20
N	826	234	(28.3)	732	10	3	35
O	669	74	(11.1)	227	15	2	50
P	966	179	(18.5)	459	7	2	30
Q	476	44	(9.2)	110	13	4	60
R	957	152	(15.9)	380	14.5	2	40
S	123	11	(8.9)	33	8	5	30
T	639	89	(13.9)	239	15	2	45
U	317	1	(0.3)	5	20	4	20
V	1,343	242	(18.0)	683	15	5	40
W	761	188	(24.7)	580	10	3	44
X	899	61	(6.8)	190	6	1	20
Y	381	47	(12.3)	133	15	3	50
Z	441	37	(8.4)	88	8	1	30
ZA	941	245	(26.0)	1,096	9	2	30
ZB	630	63	(10.0)	197	8	3	30
ZC	942	214	(22.7)	772	9	1	40
ZD	456	149	(32.7)	386	7	3	50
ZE	199	5	(2.5)	10	12.5	2	24
ZF	71	2	(2.8)	6	6	2	15
Total	19,985	2,622	(13.1)	8,330	10	1	60
2016							
A	636	74	(11.6)	188	10	4	35
C	530	34	(6.4)	87	8	2	15
D	732	42	(5.7)	114	15	3	50
E1	991	26	(2.6)	93	7	3	50
E2	856	16	(1.9)	44	18.5	5	70
F	1,154	0	(0.0)	0			
G	13	0	(0.0)	0			
H	576	128	(22.2)	386	12.5	2	45
I	749	233	(31.1)	605	12	4	40
K3	624	132	(21.2)	419	6	1	30
K2	311	107	(34.4)	515	9	3	25
L	266	22	(8.3)	45	8	2	40
M	633	20	(3.2)	74	12	4	40
N	845	261	(30.9)	777	14	3	50
O	652	7	(1.1)	17	14	6	33
P	942	211	(22.4)	503	7	2	45
Q	721	116	(16.1)	452	12.5	3	99
R	882	242	(27.4)	694	12	1	60
S	163	15	(9.2)	43	10	6	15
T	600	90	(15.0)	251	20	4	60
U	329	11	(3.3)	23	15	4	50
V	1,409	343	(24.3)	1,348	16	4	40
W	697	242	(34.7)	990	12	2	60
X	852	163	(19.1)	501	8	1	30
Y	515	107	(20.8)	402	20	3	40
Z	384	25	(6.5)	86	10	2	60
ZA	972	266	(27.4)	1,251	10	2	30
ZB	557	78	(14.0)	236	11	3	40
ZC	1,031	209	(20.3)	783	10	2	50
ZD	370	123	(33.2)	272	10	4	50
ZE	242	11	(4.5)	111	20	8	55
ZF	87	7	(8.0)	11	8	4	24
Total	20,321	3,361	(16.5)	11,321	10	1	99

BED ACTIVITY AND LENGTH OF STAY

Tables 32 – 33 present data on total bed days delivered by age and sex overall and by age and health organisation. The total number of bed days delivered is calculated as the sum of children receiving intensive care in a PICU each day. Tables 34-37 cover all admissions including those above the age of 16 years. Tables 34 – 35 and their associated figures present summary data by year and month and by health organisation and year on a bed census: the number of children present in a PICU bed at 10 minutes past midnight.

Tables 36 – 37 present data we describe as bed activity by month and by health organisation, where a bed is counted as occupied if a child was present on a unit for any part of a day. This inevitably results in higher figures than the bed census data as a bed may have more than one child occupying it in any one day.

For Tables 32-37 and their associated figures, children admitted prior to the report period, but discharged during it, are counted from 00:00 on 1 January 2014 until their discharge (or until 23:59 on 31 December 2016 if not discharged). Children admitted during the report period but discharged in 2017 (or who are still on the PICU) are counted from their admission date until 23:59 on 31 December 2016.

Tables 38 – 39 present summary data on length of stay by health organisation and age group and health organisation and diagnostic group. Table 40 groups the number of admissions by length of stay by health organisation, calculated in categories ranging from less that one hour to over 1 week, specified to the minute. Tables 38-40 present length of stay for admissions in the three years reporting period only. Patients that have not been discharged at the time the dataset was frozen are not included in these tables.

The number of bed days, bed census, bed activity and length of stay data are summarised by median and interquartile range (IQR). Median daily bed census figures and daily bed activity are plotted using a box and whisker graph by month and year, and by health organisation. This type of graph indicates the median by a line within the coloured box, the ends of which give the IQR. The lines ('whiskers') indicate values beyond the IQRs, although extreme outside values are not plotted.

Tables 32-37: Some children who are being cared for at home are not necessarily immediately discharged from PICU, instead a bed is kept open until discharge, this may be true for a very small amount of the bed days recorded.

INDEX TO BED ACTIVITY AND LENGTH OF STAY

TABLE 32 BED DAYS BY AGE AND SEX, 2014 - 2016
FIGURE 32 BED DAYS BY AGE AND SEX, 2014 - 2016

TABLE 33 BED DAYS BY AGE, BY HEALTH ORGANISATION, 2014 - 2016

TABLE 34 BED CENSUS BY MONTH, 2014 - 2016
FIGURE 34 BED CENSUS BY MONTH, 2014 - 2016

TABLE 35 BED CENSUS BY HEALTH ORGANISATION, 2014 - 2016
FIGURE 35a BED CENSUS BY HEALTH ORGANISATION, 2014
FIGURE 35b BED CENSUS BY HEALTH ORGANISATION, 2015
FIGURE 35c BED CENSUS BY HEALTH ORGANISATION, 2016

TABLE 36 BED ACTIVITY BY MONTH, 2014 - 2016
FIGURE 36 BED ACTIVITY BY MONTH, 2014 - 2016

TABLE 37 BED ACTIVITY BY HEALTH ORGANISATION, 2014 - 2016
FIGURE 37a BED ACTIVITY BY HEALTH ORGANISATION, 2014
FIGURE 37b BED ACTIVITY BY HEALTH ORGANISATION, 2015
FIGURE 37c BED ACTIVITY BY HEALTH ORGANISATION, 2016

TABLE 38 LENGTH OF STAY (IN DAYS) BY AGE, BY HEALTH ORGANISATION, 2014 - 2016

TABLE 39 LENGTH OF STAY (IN DAYS) BY PRIMARY DIAGNOSTIC GROUP BY HEALTH ORGANISATION, 2014 - 2016

TABLE 40 ADMISSIONS BY LENGTH OF STAY BY HEALTH ORGANISATION, 2014 - 2016

TABLE 32 BED DAYS BY AGE AND SEX, 2014 - 2016

Age Years	SEX									
	Male		Female		Ambiguous		Unknown		Total	
	n	(%)	n	(%)	n	(%)	n	(%)	n	(%)
0	132,951	(58.2)	95,580	(41.8)	7	(0.0)	2	(0.0)	228,540	(54.9)
1	22,103	(55.2)	17,943	(44.8)	0	(0.0)	0	(0.0)	40,046	(9.6)
2	11,570	(53.0)	10,251	(47.0)	0	(0.0)	0	(0.0)	21,821	(5.2)
3	9,485	(53.1)	8,356	(46.8)	9	(0.1)	0	(0.0)	17,850	(4.3)
4	7,390	(52.7)	6,634	(47.3)	0	(0.0)	0	(0.0)	14,024	(3.4)
5	6,768	(60.7)	4,383	(39.3)	0	(0.0)	0	(0.0)	11,151	(2.7)
6	5,665	(56.3)	4,395	(43.7)	0	(0.0)	0	(0.0)	10,060	(2.4)
7	4,598	(55.2)	3,732	(44.8)	0	(0.0)	0	(0.0)	8,330	(2.0)
8	3,748	(54.5)	3,129	(45.5)	0	(0.0)	0	(0.0)	6,877	(1.7)
9	4,555	(58.4)	3,247	(41.6)	0	(0.0)	0	(0.0)	7,802	(1.9)
10	4,160	(59.6)	2,823	(40.4)	0	(0.0)	0	(0.0)	6,983	(1.7)
11	4,329	(55.8)	3,429	(44.2)	0	(0.0)	0	(0.0)	7,758	(1.9)
12	3,624	(51.0)	3,484	(49.0)	0	(0.0)	0	(0.0)	7,108	(1.7)
13	3,929	(40.1)	5,877	(59.9)	0	(0.0)	0	(0.0)	9,806	(2.4)
14	4,280	(44.7)	5,301	(55.3)	0	(0.0)	0	(0.0)	9,581	(2.3)
15	4,295	(51.1)	4,113	(48.9)	0	(0.0)	0	(0.0)	8,408	(2.0)
Unknown	8	(50.0)	8	(50.0)	0	(0.0)	0	(0.0)	16	(0.0)
Total	233,458	(56.1)	182,685	(43.9)	16	(0.0)	2	(0.0)	416,161	(100.0)

FIGURE 32 BED DAYS BY AGE AND SEX, 2014 - 2016

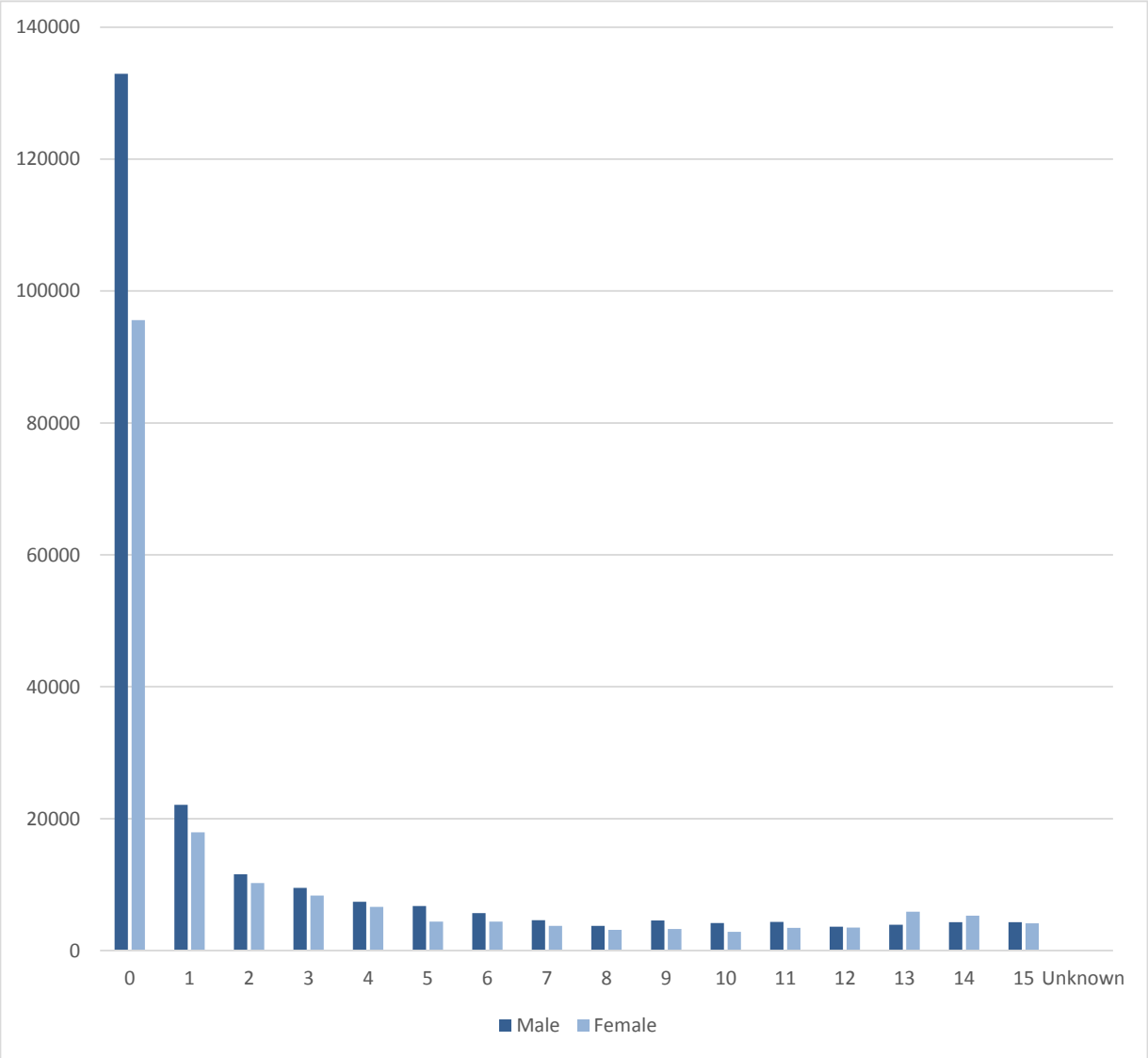

TABLE 33 BED DAYS BY AGE, BY HEALTH ORGANISATION, 2014 - 2016

Year / Organisation	AGE GROUP (YEARS) <1 n	<1 (%)	1-4 n	1-4 (%)	5-10 n	5-10 (%)	11-15 n	11-15 (%)	Total n	Total (%)
2014										
A	1,437	(35.1)	1,384	(33.8)	684	(16.7)	593	(14.5)	**4,098**	**(2.9)**
B	905	(56.4)	465	(29.0)	148	(9.2)	86	(5.4)	**1,604**	**(1.1)**
C	585	(42.1)	364	(26.2)	220	(15.9)	219	(15.8)	**1,388**	**(1.0)**
D	2,155	(36.7)	1,785	(30.4)	1,306	(22.2)	627	(10.7)	**5,873**	**(4.1)**
E1	4,834	(62.7)	1,352	(17.5)	781	(10.1)	748	(9.7)	**7,715**	**(5.4)**
E2	4,324	(62.9)	1,099	(16.0)	761	(11.1)	685	(10.0)	**6,869**	**(4.8)**
F	4,075	(60.1)	1,533	(22.6)	626	(9.2)	543	(8.0)	**6,777**	**(4.7)**
G	1	(3.7)	7	(25.9)	2	(7.4)	17	(63.0)	**27**	**(0.0)**
H	1,662	(32.7)	1,206	(23.7)	1,085	(21.3)	1,130	(22.2)	**5,083**	**(3.6)**
I	2,801	(44.4)	1,651	(26.1)	1,357	(21.5)	505	(8.0)	**6,314**	**(4.4)**
K1K3	2,090	(52.5)	812	(20.4)	366	(9.2)	712	(17.9)	**3,980**	**(2.8)**
K2	2,371	(63.6)	966	(25.9)	240	(6.4)	149	(4.0)	**3,726**	**(2.6)**
L	727	(46.1)	387	(24.6)	235	(14.9)	227	(14.4)	**1,576**	**(1.1)**
M	1,162	(47.8)	573	(23.6)	255	(10.5)	442	(18.2)	**2,432**	**(1.7)**
N	1,651	(40.9)	1,449	(35.9)	460	(11.4)	477	(11.8)	**4,037**	**(2.8)**
O	5,455	(79.9)	989	(14.5)	192	(2.8)	192	(2.8)	**6,828**	**(4.8)**
P	4,905	(67.8)	1,147	(15.9)	627	(8.7)	555	(7.7)	**7,234**	**(5.1)**
Q	1,402	(49.9)	686	(24.4)	440	(15.7)	279	(9.9)	**2,807**	**(2.0)**
R	2,711	(62.0)	931	(21.3)	398	(9.1)	335	(7.7)	**4,375**	**(3.1)**
S	228	(23.0)	167	(16.9)	147	(14.8)	448	(45.3)	**990**	**(0.7)**
T	1,015	(34.6)	1,070	(36.5)	482	(16.4)	364	(12.4)	**2,931**	**(2.1)**
U	1,114	(44.0)	515	(20.4)	463	(18.3)	438	(17.3)	**2,530**	**(1.8)**
V	6,335	(57.3)	2,387	(21.6)	1,543	(13.9)	797	(7.2)	**11,062**	**(7.7)**
W	3,635	(64.4)	1,010	(17.9)	665	(11.8)	338	(6.0)	**5,648**	**(4.0)**
X	3,180	(68.5)	794	(17.1)	408	(8.8)	262	(5.6)	**4,644**	**(3.2)**
Y	1,503	(55.1)	508	(18.6)	363	(13.3)	356	(13.0)	**2,730**	**(1.9)**
Z	1,076	(53.7)	481	(24.0)	234	(11.7)	213	(10.6)	**2,004**	**(1.4)**
ZA	4,059	(55.5)	1,815	(24.8)	927	(12.7)	517	(7.1)	**7,318**	**(5.1)**
ZB	2,090	(55.7)	742	(19.8)	621	(16.5)	300	(8.0)	**3,753**	**(2.6)**
ZC	6,392	(74.9)	1,192	(14.0)	494	(5.8)	456	(5.3)	**8,534**	**(6.0)**
ZD	1,511	(58.2)	610	(23.5)	254	(9.8)	219	(8.4)	**2,594**	**(1.8)**
ZE	948	(34.0)	631	(22.6)	285	(10.2)	924	(33.1)	**2,788**	**(2.0)**
ZF	284	(10.7)	1,173	(44.0)	942	(35.3)	267	(10.0)	**2,666**	**(1.9)**
Total	**78,623**	**(55.0)**	**31,881**	**(22.3)**	**18,011**	**(12.6)**	**14,420**	**(10.1)**	**142,935**	**(100.0)**
2015										
A	1,578	(42.7)	912	(24.7)	638	(17.3)	564	(15.3)	**3,692**	**(2.7)**
C	1,091	(45.8)	624	(26.2)	319	(13.4)	346	(14.5)	**2,380**	**(1.7)**
D	2,032	(41.2)	1,502	(30.4)	642	(13.0)	758	(15.4)	**4,934**	**(3.6)**
E1	4,665	(58.5)	1,532	(19.2)	1,030	(12.9)	744	(9.3)	**7,971**	**(5.8)**
E2	4,153	(61.4)	1,512	(22.4)	528	(7.8)	572	(8.5)	**6,765**	**(4.9)**
F	3,401	(51.9)	1,824	(27.8)	818	(12.5)	508	(7.8)	**6,551**	**(4.8)**
G	6	(13.6)	7	(15.9)	3	(6.8)	28	(63.6)	**44**	**(0.0)**
H	1,423	(29.3)	1,703	(35.1)	873	(18.0)	854	(17.6)	**4,853**	**(3.5)**
I	2,774	(59.2)	766	(16.3)	573	(12.2)	573	(12.2)	**4,686**	**(3.4)**
K1K3	2,279	(60.1)	646	(17.0)	505	(13.3)	364	(9.6)	**3,794**	**(2.8)**
K2	2,641	(66.6)	733	(18.5)	254	(6.4)	335	(8.5)	**3,963**	**(2.9)**
L	1,254	(55.4)	478	(21.1)	301	(13.3)	231	(10.2)	**2,264**	**(1.7)**
M	2,050	(50.2)	998	(24.4)	497	(12.2)	542	(13.3)	**4,087**	**(3.0)**
N	1,693	(37.3)	1,604	(35.3)	662	(14.6)	580	(12.8)	**4,539**	**(3.3)**
O	4,868	(79.5)	667	(10.9)	420	(6.9)	171	(2.8)	**6,126**	**(4.5)**
P	4,455	(66.4)	1,105	(16.5)	621	(9.3)	527	(7.9)	**6,708**	**(4.9)**
Q	1,349	(41.5)	534	(16.4)	295	(9.1)	1,074	(33.0)	**3,252**	**(2.4)**
R	2,614	(54.0)	1,288	(26.6)	472	(9.7)	469	(9.7)	**4,843**	**(3.5)**
S	355	(44.8)	106	(13.4)	107	(13.5)	224	(28.3)	**792**	**(0.6)**
T	1,145	(32.7)	1,242	(35.5)	564	(16.1)	546	(15.6)	**3,497**	**(2.6)**
U	1,369	(52.3)	677	(25.8)	349	(13.3)	225	(8.6)	**2,620**	**(1.9)**
V	5,883	(53.0)	2,362	(21.3)	1,559	(14.0)	1,293	(11.7)	**11,097**	**(8.1)**
W	3,128	(59.1)	1,014	(19.2)	697	(13.2)	453	(8.6)	**5,292**	**(3.9)**
X	3,218	(65.6)	852	(17.4)	646	(13.2)	193	(3.9)	**4,909**	**(3.6)**
Y	730	(33.7)	614	(28.4)	442	(20.4)	377	(17.4)	**2,163**	**(1.6)**
Z	810	(40.2)	715	(35.5)	276	(13.7)	213	(10.6)	**2,014**	**(1.5)**
ZA	4,170	(63.2)	1,179	(17.9)	626	(9.5)	625	(9.5)	**6,600**	**(4.8)**
ZB	1,913	(50.4)	927	(24.4)	634	(16.7)	321	(8.5)	**3,795**	**(2.8)**
ZC	5,463	(74.4)	1,019	(13.9)	486	(6.6)	371	(5.1)	**7,339**	**(5.4)**
ZD	1,752	(63.0)	554	(19.9)	315	(11.3)	161	(5.8)	**2,782**	**(2.0)**
ZE	414	(36.6)	268	(23.7)	234	(20.7)	216	(19.1)	**1,132**	**(0.8)**
ZF	489	(37.3)	311	(23.7)	191	(14.6)	321	(24.5)	**1,312**	**(1.0)**
Total	**75,165**	**(54.9)**	**30,275**	**(22.1)**	**16,577**	**(12.1)**	**14,779**	**(10.8)**	**136,796**	**(100.0)**
2016										
A	1,041	(29.2)	1,085	(30.5)	850	(23.9)	586	(16.5)	**3,562**	**(2.6)**
C	1,249	(46.2)	667	(24.7)	448	(16.6)	339	(12.5)	**2,703**	**(2.0)**
D	2,404	(41.7)	1,649	(28.6)	817	(14.2)	896	(15.5)	**5,766**	**(4.2)**
E1	4,731	(60.6)	1,462	(18.7)	977	(12.5)	641	(8.2)	**7,811**	**(5.7)**
E2	4,344	(62.3)	1,525	(21.9)	405	(5.8)	694	(10.0)	**6,968**	**(5.1)**
F	4,164	(62.3)	1,188	(17.8)	750	(11.2)	587	(8.8)	**6,689**	**(4.9)**
G	5	(23.8)	7	(33.3)	6	(28.6)	3	(14.3)	**21**	**(0.0)**
H	2,042	(47.9)	1,024	(24.0)	774	(18.2)	419	(9.8)	**4,259**	**(3.1)**
I	2,146	(49.2)	1,148	(26.3)	513	(11.8)	553	(12.7)	**4,360**	**(3.2)**
K1K3	1,936	(55.4)	829	(23.7)	337	(9.6)	393	(11.2)	**3,495**	**(2.6)**
K2	1,701	(56.0)	784	(25.8)	366	(12.1)	186	(6.1)	**3,037**	**(2.2)**
L	790	(53.0)	327	(21.9)	206	(13.8)	167	(11.2)	**1,490**	**(1.1)**
M	2,077	(55.2)	885	(23.5)	342	(9.1)	459	(12.2)	**3,763**	**(2.8)**
N	1,854	(37.8)	1,560	(31.8)	903	(18.4)	590	(12.0)	**4,907**	**(3.6)**
O	4,232	(74.2)	855	(15.0)	365	(6.4)	255	(4.5)	**5,707**	**(4.2)**
P	4,432	(71.3)	975	(15.7)	487	(7.8)	319	(5.1)	**6,213**	**(4.6)**
Q	2,024	(43.6)	1,535	(33.1)	569	(12.3)	514	(11.1)	**4,642**	**(3.4)**
R	3,003	(62.3)	848	(17.6)	587	(12.2)	381	(7.9)	**4,819**	**(3.5)**
S	376	(40.6)	249	(26.9)	162	(17.5)	140	(15.1)	**927**	**(0.7)**
T	878	(26.6)	1,350	(40.9)	551	(16.7)	523	(15.8)	**3,302**	**(2.4)**
U	1,166	(43.2)	759	(28.1)	427	(15.8)	350	(13.0)	**2,702**	**(2.0)**
V	6,166	(56.4)	2,541	(23.2)	1,352	(12.4)	879	(8.0)	**10,938**	**(8.0)**
W	3,004	(58.1)	1,131	(21.9)	735	(14.2)	303	(5.9)	**5,173**	**(3.8)**
X	2,864	(68.6)	661	(15.8)	405	(9.7)	244	(5.8)	**4,174**	**(3.1)**
Y	1,711	(40.5)	1,436	(34.0)	547	(12.9)	531	(12.6)	**4,225**	**(3.1)**
Z	874	(44.3)	500	(25.4)	279	(14.2)	318	(16.1)	**1,971**	**(1.4)**
ZA	3,300	(53.4)	1,645	(26.6)	623	(10.1)	608	(9.8)	**6,176**	**(4.5)**
ZB	2,090	(60.9)	667	(19.4)	357	(10.4)	316	(9.2)	**3,430**	**(2.5)**
ZC	5,465	(72.8)	1,014	(13.5)	566	(7.5)	467	(6.2)	**7,512**	**(5.5)**
ZD	1,230	(52.0)	625	(26.4)	367	(15.5)	144	(6.1)	**2,366**	**(1.7)**
ZE	719	(43.1)	237	(14.2)	423	(25.4)	288	(17.3)	**1,667**	**(1.2)**
ZF	734	(44.8)	417	(25.4)	119	(7.3)	369	(22.5)	**1,639**	**(1.2)**
Total	**74,752**	**(54.8)**	**31,585**	**(23.2)**	**16,615**	**(12.2)**	**13,462**	**(9.9)**	**136,414**	**(100.0)**
Grand Total	**228,540**	**(54.9)**	**93,741**	**(22.5)**	**51,203**	**(12.3)**	**42,661**	**(10.3)**	**416,145**	**(100.0)**

Children with unknown age are excluded from this table

TABLE 34 BED CENSUS BY MONTH, ALL ADMISSIONS, 2014 - 2016

Year / Month	NUMBER IN PICU Median	IQR
2014		
1	344	332-349
2	333	324.5-342
3	326	313-332
4	329	308-334
5	325	315-335
6	323	310-330
7	309	295-317
8	282	270-289
9	302.5	296-305
10	319	309-323
11	344.5	320-352
12	368	354-374
2015		
1	339	326-345
2	322.5	315-334.5
3	334	317-342
4	326	313-337
5	313	299-326
6	315.5	304-323
7	306	296-313
8	281	270-291
9	302.5	286-317
10	325	319-331
11	352	335-368
12	374	349-383
2016		
1	347	333-359
2	365	352-371
3	347	333-361
4	349.5	337-363
5	343	335-351
6	339.5	323-347
7	340	328-348
8	304	293-317
9	325.5	317-340
10	339	325-347
11	361.5	352-386
12	380	360-386

FIGURE 34 BED CENSUS BY MONTH, ALL ADMISSIONS, 2014 - 2016

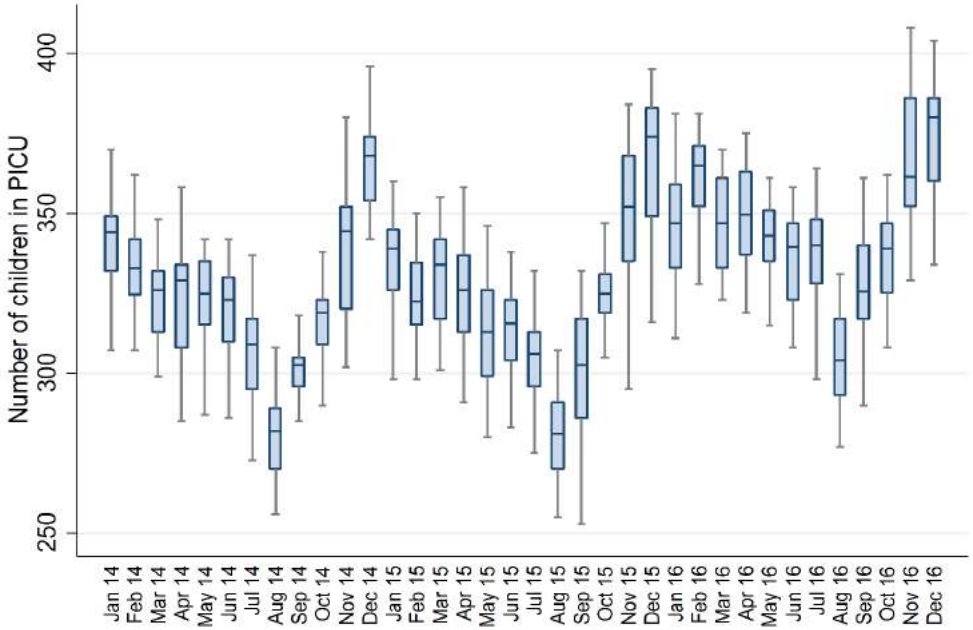

TABLE 35 BED CENSUS BY HEALTH ORGANISATION, ALL ADMISSIONS, 2014 - 2016

Year / Organisation	NUMBER IN PICU Median	IQR
2014		
A	9	8-10
B	3	2-5
C	3	2-4
D	14	13-15
E1	19	17-20
E2	16	15-18
F	15	13-17
G	0	0-0
H	12	11-13
I	13	11-15
K3	9	7-10
K2	9	8-10
L	3	2-5
M	5	4-6
N	9	7-11
O	15	13-17
P	17	15-19
Q	6	5-8
R	10	8-11
S	2	2-3
T	7	5-8
U	6	5-7
V	26	24-27
W	13	12-15
X	10	9-12
Y	7	5-8
Z	4	4-5
ZA	16	14-18
ZB	9	8-10
ZC	20	19-21
ZD	5	4-7
ZE	6	4-7
ZF	5	4-6
2015		
A	8	7-10
C	5	4-7
D	12	10-13
E1	19	18-21
E2	16	15-18
F	15	13-16
G	0	0-0
H	12	10-13
I	12	10-14
K3	9	8-11
K2	9	9-10
L	5	4-6
M	9	7-10
N	10	9-12
O	16	14-17
P	15	13-17
Q	6	4-7
R	11	10-12
S	2	1-3
T	8	6-9
U	7	5-8
V	27	26-28
W	13	12-15
X	11	10-12
Y	5	3-7
Z	4	3-5
ZA	16	14-18
ZB	9	8-10
ZC	18	17-20
ZD	6	5-7
ZE	3	3-4
ZF	5	4-6
2016		
A	9	8-10
C	6	5-7
D	15	13-16
E1	20	18-21
E2	18	17-19
F	16	14-17
G	0	0-0
H	12	10-13
I	10	9-12
K3	9	8-10
K2	9	9-10
L	4	3-5
M	10	8-11
N	12	10-13
O	15.5	14-17
P	16	14-17
Q	13	11-15
R	11	10-13
S	2	1-3
T	9	7-11
U	7	6-8
V	28	27-29
W	13	12-14
X	10	8-11
Y	11	9-12
Z	5	4-5
ZA	16	14-18
ZB	8	7-10
ZC	18.5	17-20
ZD	6	5-7
ZE	4	3-5
ZF	5	4-6

FIGURE 35a BED CENSUS BY HEALTH ORGANISATION, ALL ADMISSIONS, 2014

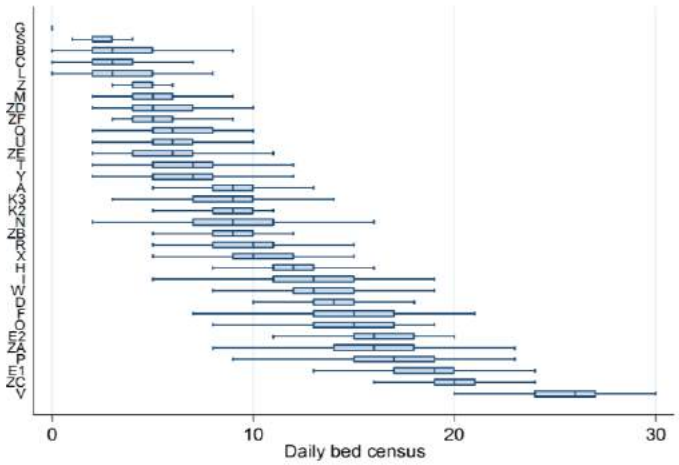

FIGURE 35b BED CENSUS BY HEALTH ORGANISATION, ALL ADMISSIONS, 2015

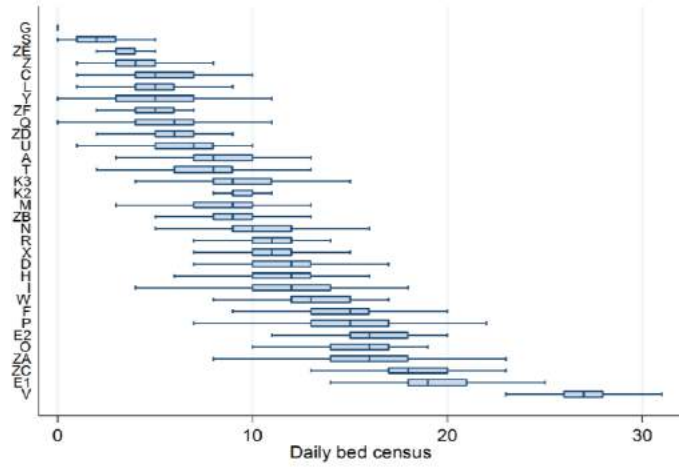

FIGURE 35c BED CENSUS BY HEALTH ORGANISATION, ALL ADMISSIONS, 2016

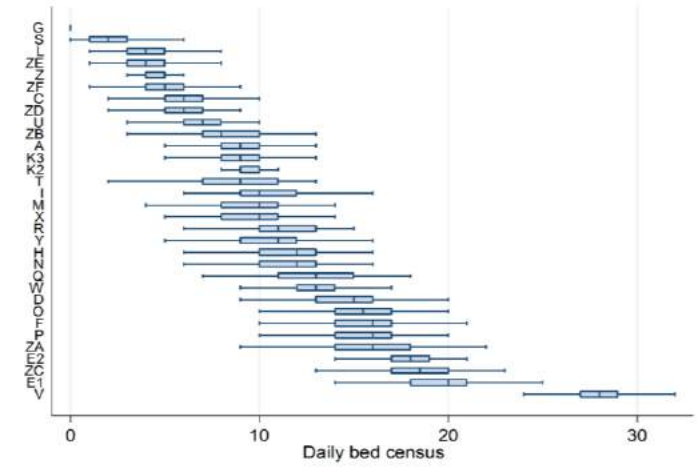

TABLE 36 BED ACTIVITY BY MONTH, ALL ADMISSIONS, 2014 - 2016

Year / Month	BED ACTIVITY (DAYS) Median	IQR
2014		
1	406	383-416
2	399.5	376-412.5
3	385	363-396
4	381	355-397
5	379	353-392
6	377.5	356-390
7	365	340-380
8	331	311-346
9	354.5	339-363
10	376	357-387
11	397	380-413
12	424	410-447
2015		
1	392	381-403
2	383	366-399
3	396	374-409
4	382.5	364-401
5	366	345-389
6	369.5	350-383
7	360	338-373
8	333	310-347
9	354	338-375
10	384	365-397
11	413.5	393-436
12	425	407-453
2016		
1	405	387-419
2	421	404-437
3	409	382-425
4	402.5	391-425
5	399	383-415
6	399.5	375-411
7	392	370-409
8	357	336-377
9	384.5	362-398
10	397	376-408
11	427.5	417-452
12	436	408-457

FIGURE 36 BED ACTIVITY BY MONTH, ALL ADMISSIONS, 2014 - 2016

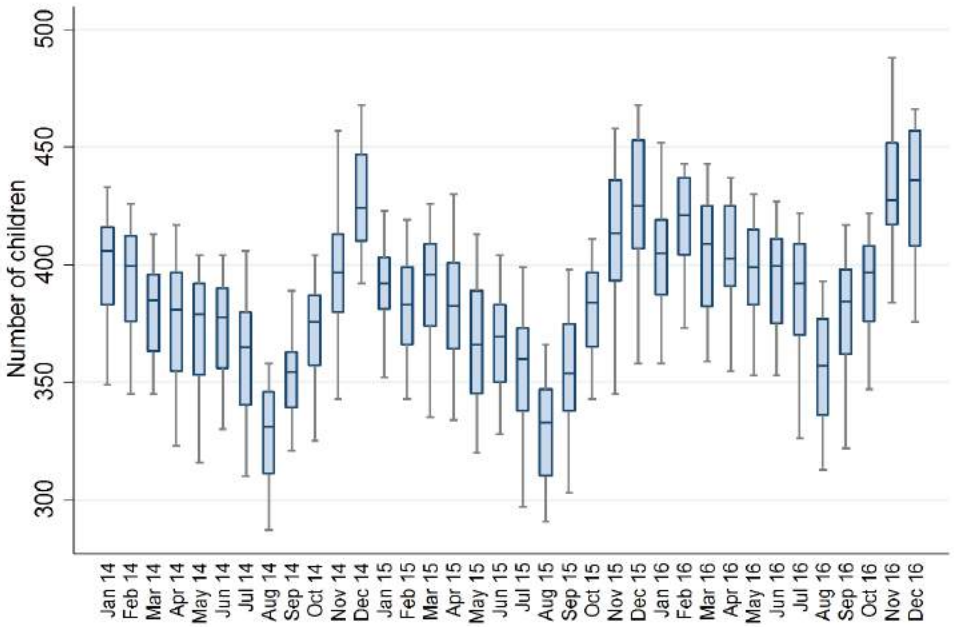

TABLE 37 BED ACTIVITY BY HEALTH ORGANISATION, ALL ADMISSIONS, 2014 - 2016

Year / Organisation	NUMBER IN PICU	
	Median	IQR
2014		
A	11	9-12
B	4	2-6
C	4	2-5
D	16	15-17
E1	21	20-23
E2	18	17-20
F	19	17-20
G	0	0-0
H	14	12-15
I	15	13-17
K3	10	8-12
K2	10	9-10
L	4	3-6
M	6	5-8
N	11	9-13
O	17	15-19
P	20	18-22
Q	8	6-9
R	13	11-14
S	3	2-3
T	8	7-9
U	7	5-8
V	29	27-31
W	15	13-17
X	13	11-14
Y	8	6-9
Z	5	5-7
ZA	19	16-22
ZB	10	9-11
ZC	22	21-24
ZD	7	5-8
ZE	6	5-8
ZF	6	5-7
2015		
A	10	8-12
C	7	5-9
D	14	12-15
E1	22	21-24
E2	19	17-20
F	18	16-20
G	0	0-0
H	13	11-15
I	14	12-16
K3	11	10-13
K2	10	9-11
L	6	5-7
M	11	9-12
N	12	11-14
O	17	16-19
P	18	16-20
Q	7	5-9
R	13	12-15
S	2	1-3
T	9	8-11
U	8	6-9
V	31	29-32
W	15	14-17
X	13	12-15
Y	6	4-8
Z	5	4-7
ZA	18	16-21
ZB	10	9-12
ZC	21	19-22
ZD	8	6-9
ZE	4	3-5
ZF	5	4-6
2016		
A	11	9-12
C	7	6-9
D	17	15-18
E1	22	21-24
E2	20	19-22
F	19	17-21
G	0	0-0
H	14	12-15
I	12	11-14
K3	11	9-12
K2	10	9-11
L	5	4-6
M	12	9-13
N	14	12-15
O	17	16-19
P	18	17-20
Q	15	13-17
R	14	12-15
S	3	2-4
T	11	8-13
U	8	7-9
V	32	30-33
W	15	13-16
X	12	11-14
Y	12	10-14
Z	6	5-7
ZA	19	17-21
ZB	10	8-11
ZC	21	20-23
ZD	7	6-8
ZE	5	4-6
ZF	5	4-6

FIGURE 37a BED ACTIVITY BY HEALTH ORGANISATION, ALL ADMISSIONS, 2014

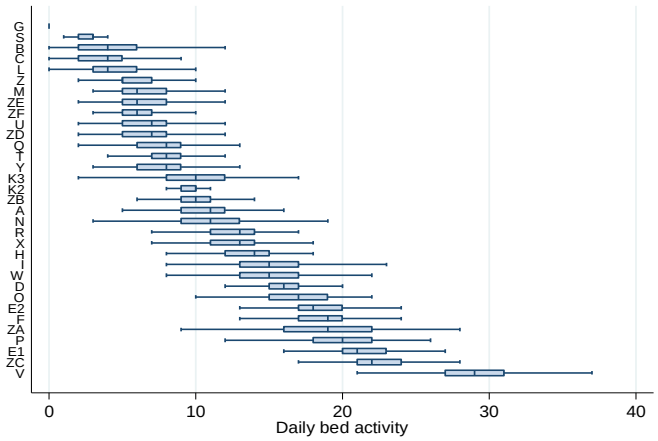

FIGURE 37b BED ACTIVITY BY HEALTH ORGANISATION, ALL ADMISSIONS, 2015

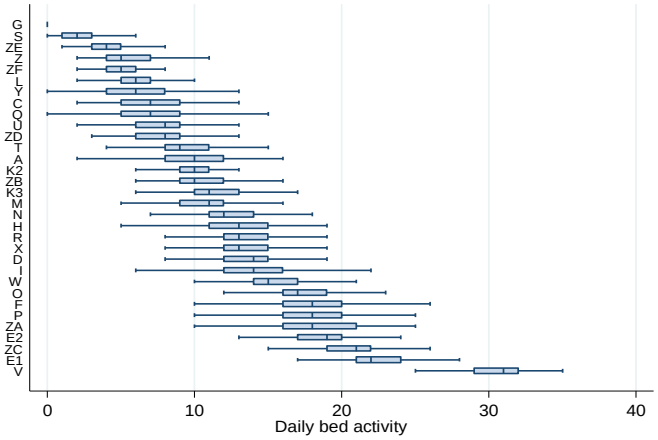

FIGURE 37c BED ACTIVITY BY HEALTH ORGANISATION, ALL ADMISSIONS, 2016

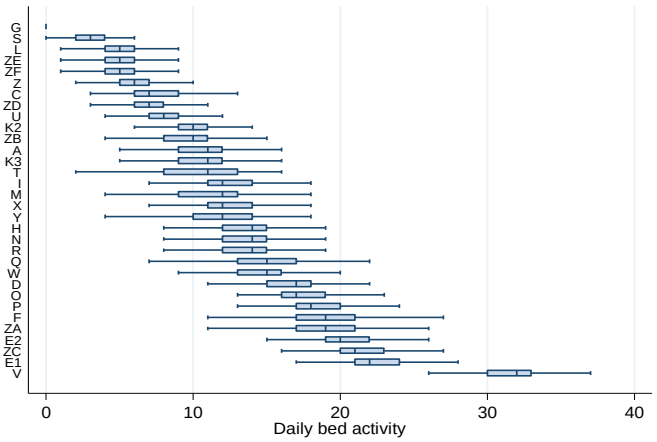

TABLE 38 LENGTH OF STAY BY AGE, BY HEALTH ORGANISATION, 2014 - 2016

Year / Organisation	AGE GROUP (YEARS) <1		1-4		5-10		11-15	
	Median	IQR	Median	IQR	Median	IQR	Median	IQR
2014								
A	3.1	1.3-6.2	1.9	0.9-5.2	1.8	0.9-3.9	1.5	0.8-3.4
B	3	2.0-4.5	2	1.1-3.3	1.7	1.1-2.6	1.5	0.9-2.0
C	2.7	1.5-5.3	1.3	0.7-3.8	2.3	0.8-4.7	0.9	0.8-3.0
D	3.8	1.6-6.7	3.4	1.2-7.8	2.7	1.3-7.0	2.5	1.3-4.8
E1	4.7	2.1-9.4	3.2	1.3-6.7	2.3	1.2-5.2	3.1	1.3-7.2
E2	5	2.5-9.7	2.1	1.1-4.9	1.8	1.0-3.9	2	1.0-6.7
F	3.1	1.8-5.8	1.8	1.0-3.8	1.3	0.9-2.5	1	0.8-2.4
G	0.1	0.1-0.1	0.7	0.2-1.4	0.4	0.2-0.7	1.8	0.5-1.8
H	3.2	1.6-6.2	2	1.0-3.9	1.5	0.9-3.9	1.5	0.9-3.1
I	2.8	1.1-5.1	1.4	0.9-4.9	1.1	0.8-2.8	1.2	0.8-4.1
K2	4.6	2.0-10.5	3.8	1.2-13.2	3.1	1.1-8.6	2.7	1.0-18.6
K3	4.1	1.6-7.1	1.9	1.0-4.2	1.3	0.9-3.7	1.6	0.8-3.5
L	3.8	2.1-5.1	1.7	1.0-4.8	2.2	0.9-4.4	1.7	0.9-3.8
M	3.2	1.3-6.0	1.6	0.8-3.3	1.4	0.8-3.4	1.2	0.8-3.1
N	3.5	1.5-6.5	1.9	1.0-3.9	1.9	1.0-3.9	1.8	0.9-3.0
O	4	1.9-8.6	2.9	1.3-5.8	1.2	0.9-2.9	2	1.1-3.2
P	3.1	1.4-6.6	1.9	0.9-4.3	1.8	0.9-4.5	1.8	0.9-5.4
Q	2.9	1.1-6.5	1.2	0.7-4.0	1.5	0.8-3.7	1	0.8-3.0
R	2.1	0.9-4.9	1.7	0.8-3.8	1.5	0.9-2.8	1.4	0.9-3.0
S	3.8	2.3-5.6	1.4	1.0-3.9	2.1	1.5-4.0	1.9	1.6-2.7
T	3.4	1.4-5.7	1.6	0.9-3.8	2.2	1.0-6.4	1	0.9-2.8
U	5.5	3.2-9.3	3.2	1.0-5.0	2.4	1.0-7.6	2.1	0.9-6.0
V	3.2	1.4-7.7	1.8	0.9-5.1	1.4	0.9-4.8	1.5	0.9-5.3
W	4.2	2.2-9.0	2.1	1.1-4.7	2.1	1.1-5.0	2.4	1.2-5.5
X	3.6	0.8-6.8	1	0.2-2.7	1	0.2-2.7	0.9	0.1-2.2
Y	4.7	2.2-7.7	1.3	0.9-4.9	2.7	1.0-7.0	0.9	0.8-2.3
Z	3.3	1.1-5.3	1.5	0.8-3.6	1.4	0.8-3.1	1.1	0.8-2.1
ZA	2.9	1.0-7.1	1.3	0.8-3.8	1	0.7-2.8	0.9	0.7-1.9
ZB	4.1	1.3-9.1	1.8	1.0-4.9	2	0.9-4.7	1.4	0.9-2.7
ZC	4	2.0-8.0	2	1.0-5.2	2	1.0-4.8	1.8	0.8-3.8
ZD	3.8	1.6-7.5	1.7	0.9-3.7	1.1	0.7-2.2	1.1	0.8-3.3
ZE	2.9	0.9-10.1	1.7	0.3-4.1	1	0.5-3.0	1.9	0.8-3.0
ZF	3.8	2.6-9.7	2	0.9-11.6	1.9	0.9-5.1	2	1.1-3.7
2015								
A	3.9	1.6-7.6	2	0.9-4.4	1.9	1.0-3.1	1.8	0.9-4.6
C	3.8	1.0-6.3	1.1	0.7-5.2	1.1	0.7-3.9	1.1	0.8-2.1
D	3.8	1.9-7.4	3.6	1.4-7.7	2	1.0-5.2	2.7	1.1-6.4
E1	4	1.7-8.6	3	1.2-6.9	3.6	1.7-7.5	2.9	1.5-5.8
E2	4.4	2.2-8.1	2	1.0-4.8	1.8	1.0-4.8	2	1.1-5.7
F	3.5	1.9-6.3	2	1.0-4.6	1.3	0.8-3.2	0.9	0.7-1.9
G	0.1	0.1-0.4	1.2	0.7-1.5	0.9	0.6-1.3	1	0.5-2.5
H	3.4	1.5-6.2	2.2	1.0-5.6	1.9	1.0-4.3	1.8	0.9-4.5
I	2.7	1.1-5.6	1.1	0.8-2.9	1.1	0.8-3.0	1.1	0.8-3.0
K2	5.7	2.0-11.4	3.7	2.0-9.0	2.2	1.0-12.9	2	0.9-8.3
K3	3.8	1.3-8.0	1.9	0.8-4.3	1.7	0.8-3.3	1.5	0.9-3.5
L	3.7	1.8-6.8	1.6	0.8-4.1	2.4	1.2-4.3	1.1	0.9-3.5
M	3.5	1.3-6.8	1.5	0.8-3.8	1.4	0.7-3.0	1.1	0.7-2.4
N	3.9	2.0-7.3	2.1	1.0-4.8	2.1	1.1-3.7	1.8	1.0-3.5
O	4	1.9-8.2	1.9	1.0-4.0	2	1.0-4.9	1.9	1.0-2.1
P	2.9	1.1-6.4	1.8	1.0-4.5	1.7	1.0-5.7	1.7	0.8-4.3
Q	3.1	1.6-5.1	1.3	0.8-3.2	1.4	0.8-3.1	1.6	0.8-3.4
R	2.5	1.0-4.9	1.5	0.8-4.0	1.1	0.8-2.7	1.2	0.8-2.8
S	5	2.6-10.2	2	0.9-3.3	3.8	0.9-6.8	2	1.8-5.8
T	2.9	1.1-6.3	1.8	0.9-4.0	1.7	0.9-3.5	1.2	0.8-2.9
U	6.1	4.0-9.7	3.1	1.1-7.0	3.3	1.2-7.5	2	0.8-8.2
V	4.2	1.8-7.8	1.9	0.9-5.4	1.9	0.9-5.0	2	0.8-6.5
W	4.3	2.2-7.9	2.2	1.1-4.6	2	1.1-4.8	2	1.0-4.1
X	3.2	1.0-6.5	1.2	0.7-3.1	1	0.3-2.1	1	0.1-2.1
Y	4	2.0-6.1	1.5	0.9-4.8	1.8	0.8-5.7	2.1	0.9-6.7
Z	2.9	1.4-4.6	2.1	1.0-4.3	2	0.8-3.9	1.2	0.7-2.7
ZA	2.9	0.9-7.6	1	0.8-2.6	1.2	0.7-3.9	1	0.7-3.6
ZB	3.7	1.4-6.8	1.9	0.9-4.7	1.7	0.9-3.9	1.8	0.9-2.8
ZC	4.3	2.0-9.1	1.9	1.0-4.3	1.7	0.8-3.6	1.9	0.9-3.8
ZD	3.8	1.5-7.0	1.4	0.8-3.8	1.3	0.8-3.4	1	0.8-1.8
ZE	1.9	0.5-4.8	1.1	0.3-3.8	1.1	0.6-2.9	1.7	0.8-2.6
ZF	5.6	1.5-14.8	4	1.0-10.1	1.7	1.0-2.9	2.5	1.9-7.0
2016								
A	3.8	1.8-6.9	2	1.0-4.5	1.7	0.8-3.2	1.3	0.8-2.9
C	3.2	1.1-6.9	1.2	0.8-3.1	1	0.6-2.4	0.9	0.8-1.7
D	4.2	2.2-8.3	3.4	1.4-8.4	2.9	1.3-5.9	2.3	1.3-5.6
E1	4	1.8-8.9	2.9	1.2-5.9	3.4	1.1-6.9	1.9	1.0-5.3
E2	4	2.1-8.0	1.9	1.0-4.2	2	1.0-3.9	2.7	1.0-5.6
F	3.6	1.7-6.3	1.8	1.0-3.1	1.7	0.8-3.6	1.1	0.8-3.2
G	0.2	0.0-0.9	0.2	0.2-0.2	0.6	0.3-0.9	0.6	0.2-1.0
H	3.4	1.3-5.8	2.1	1.0-5.8	2	0.9-3.6	2	0.9-4.4
I	2.7	1.0-5.7	1.6	0.9-3.8	1.6	0.8-4.6	1.7	0.9-5.9
K2	4.7	2.2-8.7	2.2	1.0-9.8	1.7	0.9-8.9	1.2	0.9-2.9
K3	3.5	1.8-6.9	2	1.0-4.8	1.9	0.9-3.8	1.1	0.8-4.1
L	3.9	2.2-6.4	2.2	1.0-5.6	1.9	0.9-5.6	0.9	0.8-3.8
M	4	1.9-7.5	1.8	0.8-4.3	1.4	0.9-3.1	1.3	0.9-2.9
N	3.9	1.9-6.9	1.9	1.0-3.7	2	1.0-4.1	1.8	1.0-3.6
O	4.8	1.9-8.8	2.2	1.2-7.1	1.9	1.0-5.4	1.6	1.0-3.5
P	3.1	1.4-7.0	1.9	0.9-5.1	1.4	0.8-4.0	1.3	0.7-2.9
Q	2.9	1.3-5.6	1.8	0.8-4.4	1.3	0.8-2.6	1	0.7-2.0
R	2.8	1.0-5.9	1.1	0.8-3.4	1.7	0.9-3.9	1	0.8-2.6
S	3.2	1.4-6.7	1.6	0.9-4.9	1.8	1.0-5.2	1.9	1.3-2.9
T	3.4	1.3-5.1	2.6	1.1-4.4	1.7	1.0-4.0	1.5	0.9-3.4
U	5.7	2.9-10.0	3.8	1.7-7.0	3.7	1.3-7.3	3.2	1.3-6.2
V	3.8	1.6-7.6	2	0.9-4.8	1.6	0.9-4.8	1.5	0.9-3.7
W	4.4	2.1-7.7	2.5	1.3-5.7	2	1.0-4.7	1.5	1.0-3.0
X	2.8	1.0-6.0	1	0.7-3.0	1.1	0.7-2.9	1	0.4-1.9
Y	3.9	2.1-7.6	2	0.9-5.1	2.8	0.9-5.3	3.1	0.9-7.8
Z	3.7	1.9-5.8	1.7	0.9-3.8	2	1.1-4.1	1.7	1.0-3.2
ZA	3.4	1.0-7.1	1.1	0.8-3.1	0.9	0.7-2.5	1.1	0.7-2.7
ZB	4	1.8-7.2	1.8	0.9-4.0	1.6	0.9-2.9	1.8	0.9-4.0
ZC	4.4	2.2-8.4	1.9	0.9-4.8	1.9	0.9-3.8	1.7	0.9-3.1
ZD	3.2	1.0-6.4	1.6	0.7-3.7	1.3	0.7-3.9	1.4	0.8-3.3
ZE	4	1.9-14.0	0.9	0.2-4.8	0.8	0.3-3.0	1.9	0.3-2.9
ZF	2.8	1.0-48.0	1.2	1.0-4.8	1.4	0.9-2.9	3	1.0-7.8

Children with unknown age are excluded from this table

TABLE 39 LENGTH OF STAY BY PRIMARY DIAGNOSTIC GROUP BY HEALTH ORGANISATION, 2014 - 2016

Organisation	DIAGNOSTIC GROUP																											
	Blood / lymphatic		Body wall and cavities		Cardio - vascular		Endocrine / metabolic		Gastro - intestinal		Infection		Multisystem		Musculoskeletal		Neurological		Oncology		Respiratory		Trauma		Other		Unknown	
	Med	IQR	Med	IQR	Med	IQR	Med	IQR	Med	IQR	Med	IQR	Med	IQR	Med	IQR	Med	IQR	Med	IQR	Med	IQR	Med	IQR	Med	IQR	Med	IQR
A	1.1	0.7-2.8	1.8	0.9-3.0	2.3	0.8-5.2	2.2	1.4-4.0	1.8	0.8-3.4	4.4	1.7-7.0	1.2	0.9-2.9	1	0.8-1.9	1.9	1.0-4.3	1.8	0.9-3.1	3.5	1.6-7.2	1	0.7-2.7	1.1	0.8-2.8	1.4	0.6-3.2
B	0	0-0	0	0-0	6	0.6-11.3	1.7	1.0-3.6	5.9	4.8-6.9	2.8	1.9-5.7	140	140.0-140.0	0.9	0.8-0.9	2	0.4-4.2	0	0-0	2.2	1.4-3.9	0	0-0	3.8	3.6-4.1	0	0-0
C	0.8	0.7-2.0	0.9	0.3-1.9	1.9	0.7-7.2	1.7	0.9-4.3	0.9	0.6-2.3	2.7	1.6-6.2	0	0-0	0.9	0.8-1.1	1.2	0.7-2.7	0.9	0.7-1.4	3.8	1.1-6.7	0.8	0.5-1.6	0.9	0.7-1.6	7.2	7.2-7.2
D	2.2	0.9-5.5	2.1	0.8-5.9	2.8	0.9-8.7	2.9	1.2-7.0	2.2	1.0-4.0	4.1	2.0-8.7	2	1.9-5.9	1.9	1.1-2.8	2.5	1.2-5.6	2	1.0-3.6	4.8	2.0-8.8	1.7	0.8-5.1	2.2	1.4-4.2	2.6	2.3-3.6
E1	4.3	1.7-9.2	5.1	1.9-11.0	3.9	1.7-7.5	3.2	1.3-5.8	2.7	1.0-7.8	4.6	1.9-8.2	2	0.9-4.6	1.8	1.0-2.1	2.8	1.2-5.7	3.1	1.0-7.8	5.4	2.8-10.0	3.3	1.5-5.6	2.9	1.2-5.9	0	0-0
E2	2.5	1.7-3.3	6.7	3.0-8.8	3	1.6-6.6	3.7	1.6-6.4	4	0.8-11.2	9.1	1.8-14.5	0	0-0	2.7	0.9-5.4	4.3	1.3-10.4	2.9	1.1-6.5	5.9	2.1-11.9	25.7	25.7-25.7	2	1.3-8.4	0	0-0
F	2.5	0.9-5.1	1.7	0.6-2.7	2	1.0-4.2	1.6	0.9-3.4	1.2	0.8-3.2	3.1	1.6-6.1	0	0-0	0.8	0.7-1.0	1.7	1.0-3.7	1.1	0.9-1.5	3.8	1.9-6.6	1	0.8-1.6	1	0.7-3.8	2.3	1.1-5.9
G	2	2.0-2.0	0	0-0	0.7	0.7-0.7	0.7	0.7-0.7	0.9	0.8-1.1	1.6	0.1-3.0	0	0-0	0	0-0	0.6	0.3-1.7	0.7	0.3-1.0	0.2	0.1-0.7	0.3	0.3-0.7	0.5	0.4-1.2	0	0-0
H	1.3	0.6-4.5	0.9	0.7-2.2	2	0.8-5.5	2.5	1.3-9.1	2.1	1.0-5.2	3.1	1.0-9.9	0	0-0	1.1	0.8-1.9	1.9	0.9-3.9	1.6	0.9-3.0	3.7	1.6-7.0	1.5	0.9-2.6	2.2	0.8-3.5	0.5	0.5-0.5
I	4.3	2.0-8.5	2.7	1.0-13.1	1.1	0.9-2.9	2.4	1.5-6.2	2	1.1-3.9	4	2.2-7.3	60.3	2.8-117.8	1.2	0.8-3.0	1.7	0.9-4.9	1.5	0.8-2.3	4.2	2.2-8.5	1.5	0.7-4.2	1.6	0.6-3.1	2.3	0.8-3.6
K2	2.8	1.2-3.3	4.4	1.5-13.8	3.9	1.7-9.7	2.8	1.7-3.7	21.4	5.2-34.3	3.9	1.0-8.7	0	0-0	0	0-0	3.6	1.1-13.6	1.9	1.0-6.1	4.1	1.5-11.0	5	2.9-7.1	2.4	1.0-4.8	1.2	1.2-1.2
K3	4.2	2.7-7.9	3.6	1.3-8.1	2.1	0.7-5.0	2.8	1.0-4.7	2	1.0-3.8	4.1	2.1-6.9	10	2.6-21.7	0.9	0.8-1.0	1.2	0.8-2.3	1.1	0.9-2.0	4.3	2.0-8.2	1.4	0.8-2.1	1.3	0.8-3.1	1.1	1.1-1.1
L	0.8	0.1-4.8	0.7	0.3-1.0	3.2	0.6-5.9	2.2	1.0-5.4	2	0.8-4.0	3.6	2.1-6.1	15.9	6.8-27.1	0.9	0.8-1.1	1.3	0.8-2.3	0.4	0.1-1.7	3.8	2.0-6.9	1.5	0.8-3.1	1.4	0.8-2.0	1.1	1.1-1.1
M	1.6	0.8-4.6	1.2	0.9-2.5	1.6	0.6-3.9	1.8	0.8-4.6	1.7	0.8-4.1	2.8	1.4-5.3	1.4	0.2-3.9	1	0.8-1.2	1.7	0.9-3.2	1.6	0.9-3.8	3.3	1.2-6.8	1.2	0.7-3.3	1.4	0.7-2.7	2	1.2-4.4
N	1.7	0.9-3.7	1	0.8-3.8	3	1.1-6.2	2	1.0-4.3	2.1	1.0-4.9	4	1.7-6.8	1.9	1.0-2.7	1.5	1.0-2.2	1.9	1.0-3.9	2.1	1.4-3.8	3.8	1.7-7.0	1.9	0.7-5.3	1.8	0.9-3.1	1.9	1.7-3.0
O	0	0-0	1.1	0.8-4.0	3	1.3-7.1	23.9	23.9-23.9	2	1.1-5.1	2	0.8-7.8	2.1	2.1-2.1	3	1.2-5.1	2.6	0.6-6.8	1.9	1.0-2.2	4.1	1.3-9.9	1.1	1.1-1.1	1.2	0.8-2.8	2.3	1.6-6.8
P	4.1	1.6-7.4	2.8	1.0-5.3	2	1.0-5.2	3.1	1.6-6.5	1.8	0.9-4.6	3.2	1.4-5.8	1.8	1.7-1.9	0.9	0.8-1.8	1.4	0.8-3.0	1.7	1.0-4.0	4.2	1.9-8.9	1.7	0.5-5.0	1.3	0.6-4.0	0	0-0
Q	1	0.8-1.9	3	1.9-6.0	1.8	0.9-3.9	1.8	0.8-5.0	2	0.8-3.9	2.7	1.1-5.0	2.8	2.8-2.8	0.9	0.8-1.1	1.4	0.8-3.2	0.9	0.7-1.9	2.5	1.0-5.8	0.9	0.6-2.3	1	0.6-2.5	1.1	0.9-2.0
R	2.4	0.3-4.4	0.9	0.2-1.4	1.9	0.9-4.0	2.1	1.0-5.6	0.4	0.1-1.0	2.9	1.4-5.9	14.1	14.1-14.1	0.9	0.8-1.6	1.3	0.7-2.7	1.7	0.8-4.8	3.3	1.6-6.5	0.8	0.6-1.9	1.1	0.7-2.8	0.9	0.4-2.5
S	3	3.0-3.0	0	0-0	1.4	0.3-4.1	1.2	0.8-1.9	12.6	0.7-59.7	2.6	1.4-4.8	2.2	2.2-2.2	1.9	1.8-2.1	1.7	0.9-3.0	0	0-0	3.4	1.5-6.0	2.5	1.0-5.6	2.3	1.7-6.9	0	0-0
T	1.9	1.1-4.0	1	0.8-2.1	1	0.5-4.0	2.1	1.1-3.8	1.5	0.9-2.7	3.7	1.7-5.4	3	3.0-3.0	0.9	0.8-1.7	1.8	1.0-3.9	1.8	1.0-3.3	3.1	1.2-6.3	1.1	0.7-1.8	1	0.7-2.2	4.2	2.8-14.0
U	1.9	0.7-3.2	2.6	1.5-4.0	2.9	1.0-5.1	2.2	1.0-6.2	1.1	0.8-3.2	6.1	3.5-9.9	0	0-0	0.9	0.9-1.0	2.4	1.4-4.4	1.8	0.6-3.0	5.8	3.3-9.9	0.9	0.5-1.9	2.4	1.1-5.7	0.3	0.3-2.4
V	2.5	1.0-5.7	4.3	2.2-9.5	1.8	0.9-5.3	3.7	1.7-9.5	2.8	1.3-6.1	3.8	1.7-6.8	2.3	1.0-6.0	2	0.9-10.1	2.2	0.9-7.2	2.6	0.9-7.5	4.3	2.1-8.8	1.5	0.8-4.3	2	1.0-4.9	7.7	6.2-7.9
W	1.7	1.1-4.9	6.5	1.9-22.9	2.8	1.7-5.7	2	1.0-3.4	2.9	1.7-7.4	3.6	1.7-5.7	11	9.0-12.9	1.1	0.9-4.2	2.4	1.0-5.1	1.9	1.0-5.9	5	2.7-9.1	1.8	1.0-5.9	2.2	1.0-3.9	2.8	0.7-5.8
X	1.2	0.5-5.9	6.1	1.0-11.7	1.9	0.7-5.1	1.9	0.9-5.1	1.3	0.8-2.8	3.4	0.9-6.7	2.2	0.8-7.4	0.9	0.2-3.0	1	0.6-1.9	1.5	0.2-13.6	2.5	0.8-5.5	1.1	0.8-4.4	0.7	0.2-2.7	0.1	0.1-0.1
Y	1	0.6-1.7	3.8	2.8-6.0	2.1	1.0-10.2	2	0.8-3.8	2.6	1.5-4.3	5.5	2.7-8.9	9.7	0.8-16.9	1	0.8-4.4	1.6	0.9-3.8	0.9	0.8-4.2	3.2	1.1-6.8	3	1.4-5.4	3.1	1.7-7.9	0	0-0
Z	1.7	0.9-3.0	4.1	1.6-4.9	3.5	0.7-10.4	1.5	0.8-3.7	1	0.6-3.6	2.1	1.0-4.3	1.9	1.9-1.9	1	0.8-1.8	1.5	0.8-2.8	0.9	0.5-1.3	3	1.2-5.1	1	0.6-1.8	1	0.6-3.2	1.1	0.8-1.2
ZA	1	0.5-3.5	1.7	0.8-3.6	2.8	1.0-6.7	1.4	0.7-3.6	1	0.8-3.3	2.3	1.0-6.3	0.8	0.7-0.9	0.8	0.7-0.9	1	0.7-1.9	0.9	0.7-1.9	2.9	0.9-6.9	1.2	0.7-2.7	0.9	0.7-1.3	2.8	1.0-5.5
ZB	1.7	0.7-3.6	5.1	2.1-9.8	2.7	0.8-8.1	1.7	0.9-3.0	2	1.0-4.4	3.3	1.7-8.1	15.8	5.6-35.3	1.1	0.9-2.1	1.4	0.8-2.6	1.1	0.9-2.1	4.5	1.9-7.9	1.7	1.0-2.8	1.8	1.0-4.5	2.3	0.9-7.8
ZC	3.2	1.8-7.9	9.8	2.7-23.4	3.4	1.9-6.9	2.5	1.1-6.3	2.1	1.0-5.2	4.6	1.8-7.9	6.4	3.1-12.2	0.9	0.8-1.9	1.9	0.9-3.6	1.9	1.0-3.5	3.8	1.4-7.2	1.8	0.8-5.7	1.8	0.9-4.1	7.6	7.6-7.6
ZD	2.7	1.0-5.0	5.3	2.1-8.2	1	0.6-6.1	1.5	0.8-2.6	2.3	1.0-5.9	4.1	1.5-6.7	8.7	5.8-17.5	1	0.9-1.2	1.6	0.8-3.8	1	0.8-1.9	3.5	1.3-6.9	0.8	0.6-1.7	1.5	0.8-4.4	0	0-0
ZE	0.6	0.4-0.9	15.8	15.8-15.8	2	0.3-4.9	2.9	1.3-9.7	1.8	0.6-1.9	1.9	0.0-2.0	0.4	0.4-0.4	2.1	1.6-3.6	1.1	0.9-2.8	1	0.4-3.2	0.8	0.6-2.4	1	0.6-7.5	1	0.7-4.3	0	0-0
ZF	1.7	1.4-33.7	1.9	1.0-8.7	1	0.7-4.9	6.4	4.1-10.5	3.4	1.6-7.8	3.4	1.8-11.4	2	1.8-4.9	1.1	0.9-2.0	2.2	1.0-13.6	2.7	0.7-4.9	4.7	1.1-16.1	2	1.6-2.1	1.7	0.9-3.7	19.1	19.1-19.1

TABLE 40 ADMISSIONS BY LENGTH OF STAY BY HEALTH ORGANISATION, 2014 - 2016

Year / Organisation	LOS GROUP <1h n	(%)	1h to <4h n	(%)	4h to < 12h n	(%)	12h to <24h n	(%)	1d to <3d n	(%)	3d to <7d n	(%)	7d+ n	(%)	Total n	(%)
2014																
A	1	(0.2)	10	(1.5)	37	(5.7)	141	(21.8)	204	(31.5)	146	(22.6)	108	(16.7)	**647**	**(3.3)**
B	0	(0.0)	0	(0.0)	24	(9.1)	25	(9.4)	114	(43.0)	76	(28.7)	26	(9.8)	**265**	**(1.3)**
C	1	(0.3)	6	(2.0)	24	(8.1)	65	(22.0)	92	(31.1)	66	(22.3)	42	(14.2)	**296**	**(1.5)**
D	1	(0.1)	6	(0.8)	31	(4.1)	94	(12.5)	248	(32.9)	194	(25.7)	180	(23.9)	**754**	**(3.8)**
E1	1	(0.1)	4	(0.4)	22	(2.3)	103	(11.0)	261	(27.8)	277	(29.5)	271	(28.9)	**939**	**(4.7)**
E2	0	(0.0)	2	(0.3)	20	(2.5)	88	(11.1)	262	(33.1)	203	(25.6)	217	(27.4)	**792**	**(4.0)**
F	0	(0.0)	9	(0.7)	44	(3.5)	235	(18.7)	470	(37.4)	309	(24.6)	191	(15.2)	**1,258**	**(6.4)**
G	0	(0.0)	1	(8.3)	5	(41.7)	1	(8.3)	4	(33.3)	0	(0.0)	1	(8.3)	**12**	**(0.1)**
H	1	(0.2)	5	(0.9)	32	(5.9)	96	(17.8)	199	(36.9)	112	(20.8)	94	(17.4)	**539**	**(2.7)**
I	0	(0.0)	8	(1.0)	22	(2.8)	204	(25.6)	269	(33.7)	165	(20.7)	130	(16.3)	**798**	**(4.0)**
K2	0	(0.0)	0	(0.0)	6	(2.1)	32	(11.1)	88	(30.7)	61	(21.3)	100	(34.8)	**287**	**(1.5)**
K3	0	(0.0)	3	(0.5)	25	(4.4)	106	(18.6)	183	(32.2)	141	(24.8)	111	(19.5)	**569**	**(2.9)**
L	2	(0.7)	6	(2.0)	10	(3.3)	55	(18.2)	89	(29.4)	95	(31.4)	46	(15.2)	**303**	**(1.5)**
M	2	(0.5)	18	(4.5)	31	(7.7)	83	(20.5)	126	(31.2)	79	(19.6)	65	(16.1)	**404**	**(2.0)**
N	0	(0.0)	5	(0.7)	20	(2.8)	139	(19.1)	288	(39.7)	168	(23.1)	106	(14.6)	**726**	**(3.7)**
O	1	(0.1)	6	(0.9)	24	(3.5)	63	(9.2)	237	(34.6)	178	(26.0)	176	(25.7)	**685**	**(3.5)**
P	0	(0.0)	17	(1.7)	48	(4.7)	152	(15.0)	332	(32.8)	256	(25.3)	208	(20.5)	**1,013**	**(5.1)**
Q	0	(0.0)	11	(2.1)	44	(8.5)	118	(22.8)	150	(29.0)	102	(19.7)	92	(17.8)	**517**	**(2.6)**
R	2	(0.2)	52	(5.8)	56	(6.3)	187	(20.9)	313	(35.1)	159	(17.8)	124	(13.9)	**893**	**(4.5)**
S	1	(0.8)	0	(0.0)	8	(6.1)	12	(9.1)	65	(49.2)	31	(23.5)	15	(11.4)	**132**	**(0.7)**
T	1	(0.2)	1	(0.2)	18	(3.8)	98	(20.6)	173	(36.4)	106	(22.3)	78	(16.4)	**475**	**(2.4)**
U	0	(0.0)	2	(0.6)	13	(4.0)	40	(12.3)	82	(25.2)	102	(31.4)	86	(26.5)	**325**	**(1.6)**
V	2	(0.1)	11	(0.8)	64	(4.8)	289	(21.5)	385	(28.6)	301	(22.4)	293	(21.8)	**1,345**	**(6.8)**
W	0	(0.0)	1	(0.1)	13	(1.9)	74	(10.7)	248	(35.9)	177	(25.7)	177	(25.7)	**690**	**(3.5)**
X	63	(7.8)	77	(9.6)	64	(8.0)	106	(13.2)	181	(22.5)	167	(20.7)	147	(18.3)	**805**	**(4.1)**
Y	0	(0.0)	1	(0.3)	6	(1.6)	111	(29.3)	98	(25.9)	84	(22.2)	79	(20.8)	**379**	**(1.9)**
Z	1	(0.2)	5	(1.2)	40	(9.3)	87	(20.1)	136	(31.5)	120	(27.8)	43	(10.0)	**432**	**(2.2)**
ZA	1	(0.1)	8	(0.7)	42	(3.9)	376	(34.8)	279	(25.9)	176	(16.3)	197	(18.3)	**1,079**	**(5.5)**
ZB	1	(0.2)	2	(0.4)	22	(4.3)	101	(19.9)	170	(33.5)	99	(19.5)	112	(22.1)	**507**	**(2.6)**
ZC	0	(0.0)	4	(0.4)	36	(3.5)	129	(12.6)	328	(32.2)	267	(26.2)	256	(25.1)	**1,020**	**(5.2)**
ZD	2	(0.4)	8	(1.7)	23	(4.9)	98	(20.7)	158	(33.4)	95	(20.1)	89	(18.8)	**473**	**(2.4)**
ZE	0	(0.0)	16	(5.3)	60	(19.9)	38	(12.6)	80	(26.6)	56	(18.6)	51	(16.9)	**301**	**(1.5)**
ZF	0	(0.0)	0	(0.0)	2	(1.6)	27	(22.1)	41	(33.6)	22	(18.0)	30	(24.6)	**122**	**(0.6)**
Total	**84**	**(0.4)**	**305**	**(1.5)**	**936**	**(4.7)**	**3,573**	**(18.1)**	**6,353**	**(32.1)**	**4,590**	**(23.2)**	**3,941**	**(19.9)**	**19,782**	**(100.0)**
2015																
A	1	(0.2)	9	(1.5)	32	(5.2)	115	(18.7)	210	(34.1)	146	(23.7)	103	(16.7)	**616**	**(3.1)**
C	1	(0.2)	7	(1.5)	50	(10.7)	117	(25.1)	117	(25.1)	96	(20.6)	78	(16.7)	**466**	**(2.3)**
D	1	(0.2)	10	(1.6)	26	(4.0)	91	(14.2)	177	(27.5)	170	(26.4)	168	(26.1)	**643**	**(3.2)**
E1	1	(0.1)	16	(1.6)	36	(3.6)	115	(11.5)	266	(26.7)	295	(29.6)	268	(26.9)	**997**	**(5.0)**
E2	3	(0.4)	4	(0.5)	26	(3.2)	70	(8.6)	280	(34.3)	226	(27.7)	207	(25.4)	**816**	**(4.1)**
F	0	(0.0)	12	(1.0)	59	(5.0)	223	(18.7)	388	(32.6)	309	(26.0)	199	(16.7)	**1,190**	**(6.0)**
G	0	(0.0)	4	(18.2)	4	(18.2)	6	(27.3)	6	(27.3)	2	(9.1)	0	(0.0)	**22**	**(0.1)**
H	0	(0.0)	6	(1.1)	17	(3.1)	104	(19.2)	186	(34.4)	124	(22.9)	103	(19.0)	**541**	**(2.7)**
I	0	(0.0)	9	(1.1)	35	(4.4)	208	(26.2)	272	(34.3)	148	(18.7)	121	(15.3)	**793**	**(4.0)**
K2	0	(0.0)	0	(0.0)	4	(1.6)	14	(5.4)	85	(33.1)	61	(23.7)	93	(36.2)	**257**	**(1.3)**
K3	0	(0.0)	1	(0.2)	36	(6.0)	125	(20.9)	168	(28.1)	156	(26.1)	112	(18.7)	**598**	**(3.0)**
L	0	(0.0)	6	(1.9)	19	(5.9)	58	(18.0)	93	(28.8)	92	(28.5)	55	(17.0)	**323**	**(1.6)**
M	3	(0.4)	9	(1.3)	67	(9.8)	154	(22.4)	220	(32.1)	134	(19.5)	99	(14.4)	**686**	**(3.4)**
N	0	(0.0)	6	(0.7)	21	(2.5)	137	(16.6)	313	(37.9)	211	(25.5)	138	(16.7)	**826**	**(4.1)**
O	2	(0.3)	12	(1.8)	25	(3.7)	72	(10.8)	234	(35.0)	165	(24.7)	159	(23.8)	**669**	**(3.3)**
P	1	(0.1)	11	(1.1)	40	(4.1)	172	(17.8)	324	(33.5)	219	(22.7)	199	(20.6)	**966**	**(4.8)**
Q	0	(0.0)	9	(1.9)	31	(6.5)	96	(20.2)	158	(33.2)	120	(25.2)	62	(13.0)	**476**	**(2.4)**
R	2	(0.2)	24	(2.5)	67	(7.0)	226	(23.6)	305	(31.9)	187	(19.5)	146	(15.3)	**957**	**(4.8)**
S	0	(0.0)	1	(0.8)	7	(5.7)	12	(9.8)	39	(31.7)	37	(30.1)	27	(22.0)	**123**	**(0.6)**
T	0	(0.0)	7	(1.1)	38	(5.9)	150	(23.5)	220	(34.4)	146	(22.8)	78	(12.2)	**639**	**(3.2)**
U	0	(0.0)	4	(1.3)	12	(3.8)	34	(10.7)	66	(20.8)	99	(31.2)	102	(32.2)	**317**	**(1.6)**
V	0	(0.0)	9	(0.7)	58	(4.3)	250	(18.6)	376	(28.0)	316	(23.5)	334	(24.9)	**1,343**	**(6.7)**
W	1	(0.1)	4	(0.5)	20	(2.6)	88	(11.6)	258	(33.9)	222	(29.2)	168	(22.1)	**761**	**(3.8)**
X	47	(5.2)	60	(6.7)	74	(8.2)	127	(14.1)	240	(26.7)	201	(22.4)	150	(16.7)	**899**	**(4.5)**
Y	0	(0.0)	1	(0.3)	10	(2.6)	94	(24.7)	102	(26.8)	105	(27.6)	69	(18.1)	**381**	**(1.9)**
Z	0	(0.0)	10	(2.3)	31	(7.0)	74	(16.8)	159	(36.1)	123	(27.9)	44	(10.0)	**441**	**(2.2)**
ZA	1	(0.1)	14	(1.5)	61	(6.5)	316	(33.6)	226	(24.0)	153	(16.3)	170	(18.1)	**941**	**(4.7)**
ZB	1	(0.2)	9	(1.4)	34	(5.4)	112	(17.8)	212	(33.7)	163	(25.9)	99	(15.7)	**630**	**(3.2)**
ZC	2	(0.2)	7	(0.7)	18	(1.9)	156	(16.6)	290	(30.8)	235	(24.9)	234	(24.8)	**942**	**(4.7)**
ZD	1	(0.2)	8	(1.8)	27	(5.9)	102	(22.4)	131	(28.7)	109	(23.9)	78	(17.1)	**456**	**(2.3)**
ZE	1	(0.5)	8	(4.0)	42	(21.1)	30	(15.1)	65	(32.7)	26	(13.1)	27	(13.6)	**199**	**(1.0)**
ZF	0	(0.0)	0	(0.0)	1	(1.4)	14	(19.7)	24	(33.8)	11	(15.5)	21	(29.6)	**71**	**(0.4)**
Total	**69**	**(0.3)**	**297**	**(1.5)**	**1,028**	**(5.1)**	**3,662**	**(18.3)**	**6,210**	**(31.1)**	**4,807**	**(24.1)**	**3,911**	**(19.6)**	**19,984**	**(100.0)**
2016																
A	0	(0.0)	9	(1.4)	48	(7.5)	121	(19.0)	215	(33.8)	144	(22.6)	98	(15.4)	**636**	**(3.1)**
C	0	(0.0)	14	(2.6)	37	(7.0)	168	(31.7)	135	(25.5)	90	(17.0)	86	(16.2)	**530**	**(2.6)**
D	0	(0.0)	6	(0.8)	30	(4.1)	75	(10.2)	228	(31.1)	196	(26.8)	196	(26.8)	**732**	**(3.6)**
E1	0	(0.0)	11	(1.1)	31	(3.1)	131	(13.2)	284	(28.7)	270	(27.2)	264	(26.6)	**991**	**(4.9)**
E2	0	(0.0)	3	(0.4)	34	(4.0)	88	(10.3)	296	(34.6)	226	(26.4)	209	(24.4)	**856**	**(4.2)**
F	2	(0.2)	14	(1.2)	52	(4.5)	211	(18.3)	383	(33.2)	307	(26.6)	185	(16.0)	**1,154**	**(5.7)**
G	1	(7.7)	2	(15.4)	5	(38.5)	3	(23.1)	2	(15.4)	0	(0.0)	0	(0.0)	**13**	**(0.1)**
H	0	(0.0)	11	(1.9)	28	(4.9)	93	(16.1)	200	(34.7)	126	(21.9)	115	(20.0)	**576**	**(2.8)**
I	1	(0.1)	8	(1.1)	29	(3.9)	192	(25.6)	226	(30.2)	158	(21.1)	135	(18.0)	**749**	**(3.7)**
K2	0	(0.0)	0	(0.0)	6	(1.9)	48	(15.4)	95	(30.5)	72	(23.2)	90	(28.9)	**311**	**(1.5)**
K3	0	(0.0)	4	(0.6)	24	(3.8)	122	(19.6)	200	(32.1)	157	(25.2)	117	(18.8)	**624**	**(3.1)**
L	1	(0.4)	4	(1.5)	18	(6.8)	42	(15.8)	80	(30.1)	72	(27.1)	49	(18.4)	**266**	**(1.3)**
M	1	(0.2)	7	(1.1)	41	(6.5)	110	(17.4)	214	(33.8)	162	(25.6)	98	(15.5)	**633**	**(3.1)**
N	0	(0.0)	9	(1.1)	25	(3.0)	162	(19.2)	323	(38.2)	195	(23.1)	131	(15.5)	**845**	**(4.2)**
O	0	(0.0)	7	(1.1)	17	(2.6)	63	(9.7)	235	(36.0)	149	(22.9)	181	(27.8)	**652**	**(3.2)**
P	1	(0.1)	12	(1.3)	41	(4.4)	168	(17.8)	292	(31.0)	226	(24.0)	202	(21.4)	**942**	**(4.6)**
Q	0	(0.0)	6	(0.8)	36	(5.0)	212	(29.4)	225	(31.2)	130	(18.0)	110	(15.3)	**721**	**(3.5)**
R	2	(0.2)	21	(2.4)	57	(6.5)	208	(23.6)	261	(29.6)	188	(21.3)	145	(16.4)	**882**	**(4.3)**
S	0	(0.0)	3	(1.8)	9	(5.5)	25	(15.3)	66	(40.5)	36	(22.1)	24	(14.7)	**163**	**(0.8)**
T	0	(0.0)	5	(0.8)	36	(6.0)	105	(17.5)	219	(36.5)	139	(23.2)	96	(16.0)	**600**	**(3.0)**
U	0	(0.0)	5	(1.5)	13	(4.0)	27	(8.2)	77	(23.4)	116	(35.3)	90	(27.4)	**329**	**(1.6)**
V	0	(0.0)	15	(1.1)	54	(3.8)	261	(18.5)	422	(30.0)	334	(23.7)	320	(22.7)	**1,409**	**(6.9)**
W	0	(0.0)	2	(0.3)	17	(2.4)	82	(11.8)	249	(35.7)	194	(27.8)	152	(21.8)	**697**	**(3.4)**
X	28	(3.3)	33	(3.9)	79	(9.3)	157	(18.4)	236	(27.7)	186	(21.8)	133	(15.6)	**852**	**(4.2)**
Y	0	(0.0)	4	(0.8)	13	(2.5)	98	(19.0)	138	(26.8)	137	(26.6)	122	(23.7)	**515**	**(2.5)**
Z	1	(0.3)	3	(0.8)	20	(5.2)	60	(15.6)	139	(36.2)	115	(29.9)	46	(12.0)	**384**	**(1.9)**
ZA	0	(0.0)	11	(1.1)	56	(5.8)	314	(32.3)	247	(25.4)	181	(18.6)	162	(16.7)	**972**	**(4.8)**
ZB	0	(0.0)	5	(0.9)	17	(3.1)	113	(20.3)	184	(33.0)	134	(24.1)	104	(18.7)	**557**	**(2.7)**
ZC	2	(0.2)	7	(0.7)	27	(2.6)	146	(14.2)	326	(31.6)	277	(26.9)	246	(23.9)	**1,031**	**(5.1)**
ZD	1	(0.3)	12	(3.2)	28	(7.6)	78	(21.1)	101	(27.3)	74	(20.0)	76	(20.5)	**370**	**(1.8)**
ZE	0	(0.0)	13	(5.4)	63	(26.0)	23	(9.5)	59	(24.4)	47	(19.4)	37	(15.3)	**242**	**(1.2)**
ZF	0	(0.0)	2	(2.3)	0	(0.0)	24	(27.6)	29	(33.3)	8	(9.2)	23	(26.4)	**87**	**(0.4)**
Total	**41**	**(0.2)**	**268**	**(1.3)**	**991**	**(4.9)**	**3,730**	**(18.4)**	**6,386**	**(31.4)**	**4,846**	**(23.8)**	**4,042**	**(19.9)**	**20,304**	**(100.0)**
Grand Total	**194**	**(0.3)**	**870**	**(1.4)**	**2,955**	**(4.9)**	**10,965**	**(18.2)**	**18,949**	**(31.5)**	**14,243**	**(23.7)**	**11,894**	**(19.8)**	**60,070**	**(100.0)**

18 admissions are excluded from this table as they had not been dicharged until the date we froze the dataset

OUTCOME DATA

PICU mortality data are described in terms of unit discharge status by age and sex for the UK and the Republic of Ireland combined, and by health organisation in tables 41 – 45. Table 46 describes the discharge destination of children discharged alive from PICU.

Table 46a gives the number of Ventilator Free Days (VFD). VFD was developed as an outcome measure, which is particularly sensitive to respiratory function (1). It is defined as the number of days free of invasive ventilation in the first four weeks after admission if the child survives and zero days if they die within that period, representing a combination of ventilation and mortality. No account is taken of re-admission during that period, or of non-invasive ventilation. Recording of 30-day post discharge mortality is incomplete (see Table 51) so some deaths will have been missed and the VFD inflated. Results are presented by mortality risk, as displayed in Table 11, and overall.

Table 46b shows the number and percentage of children re-admitted to PICU within two days of discharge as emergencies to the same unit, broken down by initial admission type.

Figure 46c shows relative re-admission rates per organisation, where the rate over three years is divided by the overall rate, in a manner similar to the unadjusted mortality in Figure 50a. No attempt is made to standardise for factors which may affect the rate.

Table 46d and Figure 46d show the number and rate of unplanned extubations (per 100 intubated days) for all admissions in 2015 and 2016 by health organisation. An intubated day was defined if invasive ventilation via endotracheal tube was performed on that day.The unplanned extubation variable was introduced in the PICANet dataset in mid-2014, and by the 1st January 2015 all units had started collecting this data item.

Figure 46d shows unplanned extubation rates per 100 intubated days in 2015 and 2016 combined, in a similar way to the unadjusted mortality and the emergency re-admission figures. The rates per organisation are divided by the overall rate.

STANDARDISED MORTALITY RATIO TABLES AND FIGURES

Unadjusted and risk-adjusted standardized mortality ratios (SMRs) are presented by organisation and year for 2014, 2015, 2016 in tables 47 – 49. In this report, in Table 50 we present the SMRs based on PIM3 therefore only present combined 2015 and 2016 data instead of the full three-year reporting period, 2014-2016. PICU mortality funnel plots for the same periods are presented in figures 47a – 50b to provide a visual means of comparing unadjusted and adjusted SMRs between organisations, without imposing the ranking observed in league tables. Tables 47-50 are calculated without the limitation of admissions aged 0-15 years.

Unadjusted SMRs are calculated by dividing the observed number of deaths in each organisation by the expected number of deaths, based on the national data. In addition, risk-adjusted SMRs are calculated by dividing the observed number of deaths in each organisation by the expected number of deaths predicted using a version of PIM2 (2) re-calibrated for this reporting period (2014-2016), denoted PIM2r and applied to 2014 data; and the published version of PIM3 (3) data for 2015 and 2016 data. It was not felt appropriate to report PIM2r for all years as we now have complete PIM3 data for 2 years and this is the most up to date published risk adjustment model. In this report a case where a child has been discharged and re-admitted to the same PICU within 12 hours is treated as a single admission, with the initial PIM2r (for 2014) or PIM3 (for 2015-2016) being used in calculation of SMR.

The SMRs are plotted on the y-axis against the number of admissions on the x-axis. Higher mortality rates are represented by points plotted above the line of unity, with those appearing outside the upper control limit indicating an unusual excess mortality. Lower mortality rates are represented by points plotted below the line of unity and those falling below the lower control limit indicate unusually low mortality. In order to satisfy the condition, that if the overall distribution of the mortality ratios is random, there exists an approximately 5% chance of a unit falling outside the control limits, then the upper and lower control limits constructed at an individual unit level must represent 99.9% confidence intervals around a mortality ratio of one by number of admissions (4) instead of 95% confidence intervals. This is analogous to increasing the confidence interval (or significance level) when correcting for multiple comparisons in data containing numerous groups. This means that the funnel plots are drawn in such a way that there is an approximately 5% chance of a unit falling outside the control limits if the distribution of SMRs is random.

In Figure 50c, risk-adjusted SMRs based on PIM3 have been produced by Nation or English NHS Commissioning Region (NHSCR) by allocating children to the area in which they were living, based on their address at admission. These ratios have then been expressed as a percentage and mapped to illustrate the range of variability in SMRs between NHSCRs. It should be noted that these ratios have not been subject to any spatial smoothing and confidence intervals are relatively wide in areas of low population. For this reason, Scotland, Wales and Ireland have been mapped at the country level.

REFERENCES

1) Schoenfeld DA, Bernard GR, ARDS Network. Statistical evaluation of ventilator-free days as an efficacy measure in clinical trials of treatments for acute respiratory distress syndrome. Critical Care Medicine 2002; 30(8) 1772-1777
2) Shann F, Slater A, Pearson G. PIM 2: a revised version of the Paediatric Index of mortality. Intensive Care Med 2003; 29:278-285
3) Straney L, Clements A, Parslow RC, Pearson G, Shann F, Alexander J, Slater A, Group APS, the Paediatric Intensive Care Audit N. Paediatric index of mortality 3: an updated model for predicting mortality in pediatric intensive care. Pediatr Crit Care Med 2013;14(7):673-81
4) Spiegelhalter D. Funnel plots for institutional comparison. Quality and Safety in Health Care 2002; 11(4):390-39

INDEX TO OUTCOME DATA

TABLE 41 ADMISSIONS BY UNIT DISCHARGE STATUS AND AGE, 2014 - 2016

TABLE 42 ADMISSIONS BY UNIT DISCHARGE STATUS AND AGE (<1 YEAR), 2014 - 2016

TABLE 43 ADMISSIONS BY UNIT DISCHARGE STATUS AND SEX, 2014 - 2016

TABLE 44 ADMISSIONS BY UNIT DISCHARGE STATUS AND SEX (<1 YEAR), 2014 - 2016

TABLE 45 ADMISSIONS BY UNIT DISCHARGE STATUS, BY HEALTH ORGANISATION, 2014 - 2016

TABLE 46 ADMISSIONS BY UNIT DISCHARGE DESTINATION AND AGE, 2014 - 2016

TABLE 46a VENTILATOR FREE DAYS, BY PIM2r GROUP, BY HEALTH ORGANISATION, 2014 - 2016

TABLE 46b EMERGENCY READMISSIONS WITHIN 48 HOURS OF DISCHARGE BY ADMISSION TYPE, BY HEALTH ORGANISATION, 2014 - 2016
FIGURE 46b EMERGENCY READMISSIONS WITHIN 48 HOURS OF DISCHARGE BY ADMISSION TYPE, BY HEALTH ORGANISATION, 2014 - 2016

FIGURE 46c RELATIVE RATES OF EMERGENCY READMISSION WITHIN 48 HOURS OF DISCHARGE, 2014 - 2016

Table 46d UNPLANNED EXTUBATION RATES FOR ALL ADMISSIONS BY HEALTH ORGANISATION, 2015 - 2016

FIGURE 46d RELATIVE RATES OF UNPLANNED EXTUBATION FOR ALL ADMISSIONS BY HEALTH ORGANISATION, 2015 - 2016

TABLE 41 ADMISSIONS BY UNIT DISCHARGE STATUS AND AGE, 2014 - 2016

Discharge Status	AGE GROUP (YEARS) <1		1-4		5-10		11-15		Total	
	n	(%)	n	(%)	n	(%)	n	(%)	n	(%)
Alive	26,203	(45.3)	15,606	(27.0)	8,665	(15.0)	7,394	(12.8)	57,868	(96.3)
Dead	1,172	(53.4)	446	(20.3)	306	(13.9)	272	(12.4)	2,196	(3.7)
Unknown	9	(50.0)	6	(33.3)	2	(11.1)	1	(5.6)	18	(0.0)
Total	27,384	(45.6)	16,058	(26.7)	8,973	(14.9)	7,667	(12.8)	60,082	(100.0)

Children with unknown age are excluded from this table

TABLE 42 ADMISSIONS BY UNIT DISCHARGE STATUS AND AGE (<1 YEAR), 2014 - 2016

Discharge Status	AGE GROUP (MONTHS) <1		1-2		3-5		6-11		Total	
	n	(%)	n	(%)	n	(%)	n	(%)	n	(%)
Alive	8,270	(31.6)	6,235	(23.8)	5,604	(21.4)	6,094	(23.3)	26,203	(95.7)
Dead	537	(45.8)	227	(19.4)	215	(18.3)	193	(16.5)	1,172	(4.3)
Unknown	1	(11.1)	2	(22.2)	4	(44.4)	2	(22.2)	9	(0.0)
Total	8,808	(32.2)	6,464	(23.6)	5,823	(21.3)	6,289	(23.0)	27,384	(100.0)

TABLE 43 ADMISSIONS BY UNIT DISCHARGE STATUS AND SEX, 2014 - 2016

Discharge Status	SEX Male		Female		Ambiguous		Unknown		Total	
	n	(%)	n	(%)	n	(%)	n	(%)	n	(%)
Alive	32,949	(56.9)	24,921	(43.1)	3	(0.0)	1	(0.0)	57,874	(96.3)
Dead	1,238	(56.4)	958	(43.6)	0	(0.0)	0	(0.0)	2,196	(3.7)
Unknown	9	(50.0)	9	(50.0)	0	(0.0)	0	(0.0)	18	(0.0)
Total	34,196	(56.9)	25,888	(43.1)	3	(0.0)	1	(0.0)	60,088	(100.0)

TABLE 44 ADMISSIONS BY UNIT DISCHARGE STATUS AND SEX (<1 YEAR), 2014 - 2016

Discharge Status	SEX Male		Female		Ambiguous		Unknown		Total	
	n	(%)	n	(%)	n	(%)	n	(%)	n	(%)
Alive	15,339	(58.5)	10,861	(41.4)	2	(0.0)	1	(0.0)	26,203	(95.7)
Dead	660	(56.3)	512	(43.7)	0	(0.0)	0	(0.0)	1,172	(4.3)
Unknown	4	(44.4)	5	(55.6)	0	(0.0)	0	(0.0)	9	(0.0)
Total	16,003	(58.4)	11,378	(41.5)	2	(0.0)	1	(0.0)	27,384	(100.0)

TABLE 45 ADMISSIONS BY UNIT DISCHARGE STATUS, BY HEALTH ORGANISATION, 2014 - 2016

Year / Organisation	DISCHARGE STATUS Alive n	(%)	Dead n	(%)	Total n	(%)
2014						
A	633	(97.8)	14	(2.2)	**647**	**(3.3)**
B	263	(99.2)	2	(0.8)	**265**	**(1.3)**
C	280	(94.6)	16	(5.4)	**296**	**(1.5)**
D	711	(94.3)	43	(5.7)	**754**	**(3.8)**
E1	883	(94.0)	56	(6.0)	**939**	**(4.7)**
E2	772	(97.5)	20	(2.5)	**792**	**(4.0)**
F	1,231	(97.9)	27	(2.1)	**1,258**	**(6.4)**
G	11	(91.7)	1	(8.3)	**12**	**(0.1)**
H	523	(97.0)	16	(3.0)	**539**	**(2.7)**
I	765	(95.9)	33	(4.1)	**798**	**(4.0)**
K2	269	(93.7)	18	(6.3)	**287**	**(1.5)**
K3	552	(97.0)	17	(3.0)	**569**	**(2.9)**
L	294	(97.0)	9	(3.0)	**303**	**(1.5)**
M	393	(97.3)	11	(2.7)	**404**	**(2.0)**
N	706	(97.2)	20	(2.8)	**726**	**(3.7)**
O	670	(97.8)	15	(2.2)	**685**	**(3.5)**
P	960	(94.8)	53	(5.2)	**1,013**	**(5.1)**
Q	497	(96.1)	20	(3.9)	**517**	**(2.6)**
R	865	(96.9)	28	(3.1)	**893**	**(4.5)**
S	129	(97.7)	3	(2.3)	**132**	**(0.7)**
T	454	(95.6)	21	(4.4)	**475**	**(2.4)**
U	304	(93.5)	21	(6.5)	**325**	**(1.6)**
V	1,265	(94.1)	80	(5.9)	**1,345**	**(6.8)**
W	665	(96.4)	25	(3.6)	**690**	**(3.5)**
X	780	(96.9)	25	(3.1)	**805**	**(4.1)**
Y	374	(98.7)	5	(1.3)	**379**	**(1.9)**
Z	421	(97.5)	11	(2.5)	**432**	**(2.2)**
ZA	1,056	(97.9)	23	(2.1)	**1,079**	**(5.5)**
ZB	486	(95.9)	21	(4.1)	**507**	**(2.6)**
ZC	957	(93.8)	63	(6.2)	**1,020**	**(5.2)**
ZD	454	(96.0)	19	(4.0)	**473**	**(2.4)**
ZE	297	(98.7)	4	(1.3)	**301**	**(1.5)**
ZF	120	(98.4)	2	(1.6)	**122**	**(0.6)**
Total	**19,040**	**(96.2)**	**742**	**(3.8)**	**19,782**	**(100.0)**
2015						
A	595	(96.6)	21	(3.4)	**616**	**(3.1)**
C	458	(98.3)	8	(1.7)	**466**	**(2.3)**
D	591	(91.9)	52	(8.1)	**643**	**(3.2)**
E1	944	(94.7)	53	(5.3)	**997**	**(5.0)**
E2	788	(96.6)	28	(3.4)	**816**	**(4.1)**
F	1,154	(97.0)	36	(3.0)	**1,190**	**(6.0)**
G	21	(95.5)	1	(4.5)	**22**	**(0.1)**
H	520	(96.1)	20	(3.7)	**540**	**(2.7)**
I	756	(95.3)	37	(4.7)	**793**	**(4.0)**
K2	249	(96.9)	8	(3.1)	**257**	**(1.3)**
K3	572	(95.7)	26	(4.3)	**598**	**(3.0)**
L	310	(96.0)	13	(4.0)	**323**	**(1.6)**
M	668	(97.4)	18	(2.6)	**686**	**(3.4)**
N	813	(98.4)	13	(1.6)	**826**	**(4.1)**
O	651	(97.3)	18	(2.7)	**669**	**(3.3)**
P	914	(94.6)	52	(5.4)	**966**	**(4.8)**
Q	455	(95.6)	21	(4.4)	**476**	**(2.4)**
R	921	(96.2)	36	(3.8)	**957**	**(4.8)**
S	120	(97.6)	3	(2.4)	**123**	**(0.6)**
T	626	(98.0)	13	(2.0)	**639**	**(3.2)**
U	302	(95.3)	15	(4.7)	**317**	**(1.6)**
V	1,265	(94.2)	78	(5.8)	**1,343**	**(6.7)**
W	730	(95.9)	31	(4.1)	**761**	**(3.8)**
X	879	(97.8)	20	(2.2)	**899**	**(4.5)**
Y	372	(97.6)	9	(2.4)	**381**	**(1.9)**
Z	427	(96.8)	14	(3.2)	**441**	**(2.2)**
ZA	920	(97.8)	21	(2.2)	**941**	**(4.7)**
ZB	610	(96.8)	20	(3.2)	**630**	**(3.2)**
ZC	894	(94.9)	48	(5.1)	**942**	**(4.7)**
ZD	432	(94.7)	24	(5.3)	**456**	**(2.3)**
ZE	195	(98.0)	4	(2.0)	**199**	**(1.0)**
ZF	70	(98.6)	1	(1.4)	**71**	**(0.4)**
Total	**19,222**	**(96.2)**	**762**	**(3.8)**	**19,984**	**(100.0)**
2016						
A	616	(96.9)	19	(3.0)	**635**	**(3.1)**
C	519	(97.9)	11	(2.1)	**530**	**(2.6)**
D	691	(94.4)	40	(5.5)	**731**	**(3.6)**
E1	947	(95.6)	44	(4.4)	**991**	**(4.9)**
E2	832	(97.2)	24	(2.8)	**856**	**(4.2)**
F	1,119	(97.0)	35	(3.0)	**1,154**	**(5.7)**
G	13	(100.0)	0	(0.0)	**13**	**(0.1)**
H	554	(96.2)	19	(3.3)	**573**	**(2.8)**
I	721	(96.3)	28	(3.7)	**749**	**(3.7)**
K2	301	(96.8)	10	(3.2)	**311**	**(1.5)**
K3	608	(97.4)	16	(2.6)	**624**	**(3.1)**
L	259	(97.4)	7	(2.6)	**266**	**(1.3)**
M	616	(97.3)	17	(2.7)	**633**	**(3.1)**
N	833	(98.6)	12	(1.4)	**845**	**(4.2)**
O	636	(97.5)	16	(2.5)	**652**	**(3.2)**
P	876	(93.0)	66	(7.0)	**942**	**(4.6)**
Q	703	(97.5)	16	(2.2)	**719**	**(3.5)**
R	858	(97.3)	24	(2.7)	**882**	**(4.3)**
S	159	(97.5)	4	(2.5)	**163**	**(0.8)**
T	585	(97.5)	15	(2.5)	**600**	**(3.0)**
U	306	(93.0)	22	(6.7)	**328**	**(1.6)**
V	1,324	(94.0)	82	(5.8)	**1,406**	**(6.9)**
W	663	(95.1)	33	(4.7)	**696**	**(3.4)**
X	837	(98.2)	15	(1.8)	**852**	**(4.2)**
Y	497	(96.5)	15	(2.9)	**512**	**(2.5)**
Z	374	(97.4)	10	(2.6)	**384**	**(1.9)**
ZA	950	(97.7)	21	(2.2)	**971**	**(4.8)**
ZB	548	(98.4)	9	(1.6)	**557**	**(2.7)**
ZC	992	(96.2)	39	(3.8)	**1,031**	**(5.1)**
ZD	356	(96.2)	14	(3.8)	**370**	**(1.8)**
ZE	233	(96.3)	9	(3.7)	**242**	**(1.2)**
ZF	86	(98.9)	0	(0.0)	**86**	**(0.4)**
Total	**19,612**	**(96.5)**	**692**	**(3.4)**	**20,304**	**(100.0)**
Grand Total	**57,874**	**(96.3)**	**2,196**	**(3.7)**	**60,070**	**(100.0)**

18 admissions are excluded from this table as they had not been dicharged until the date we froze the dataset

TABLE 46 ADMISSIONS BY UNIT DISCHARGE DESTINATION AND AGE, 2014 - 2016

Discharge Destination	AGE GROUP (YEARS)									
	<1		1-4		5-10		11-15		Total	
	n	(%)	n	(%)	n	(%)	n	(%)	n	(%)
Normal residence	697	(21.9)	1,388	(43.5)	711	(22.3)	392	(12.3)	**3,188**	**(5.5)**
Hospice	79	(42.5)	43	(23.1)	39	(21.0)	25	(13.4)	**186**	**(0.3)**
Same hospital	21,070	(44.6)	12,572	(26.6)	7,164	(15.2)	6,444	(13.6)	**47,250**	**(81.7)**
Other hospital	4,195	(60.3)	1,529	(22.0)	722	(10.4)	513	(7.4)	**6,959**	**(12.0)**
Unknown	162	(56.8)	74	(26.0)	29	(10.2)	20	(7.0)	**285**	**(0.5)**
Total	**26,203**	**(45.3)**	**15,606**	**(27.0)**	**8,665**	**(15.0)**	**7,394**	**(12.8)**	**57,868**	**(100.0)**

Children with unknown age are excluded from this table

TABLE 46a VENTILATOR FREE DAYS, BY PIM2r GROUP, BY HEALTH ORGANISATION, 2014 - 2016

Year /	PIM2r GROUP <1%		1 - <5%		5 - <15%		15 - <30%		30%+		Total	
Organisation	Med	IQR	Med	IQR	Med	IQR	Med	IQR	Med	IQR	Med	IQR
2014												
A	28	(28-28)	27	(24-28)	24	(20-26)	20	(17-27)	0	(0-11)	**28**	**(25-28)**
B	28	(28-28)	28	(27-28)	27	(27-28)	27	(27-27)			**28**	**(28-28)**
C	28	(27-28)	26	(24-27)	23	(17-26)	23.5	(23-24)	0	(0-0)	**26**	**(23-28)**
D	28	(26-28)	26	(22-28)	22	(15-25)	14	(0-24)	0	(0-20)	**26**	**(22-28)**
E1	26	(25-28)	25	(23-27)	23	(17-26)	21	(2-24)	0	(0-21)	**25**	**(21-27)**
E2	26	(25-27)	26	(22-27)	20	(14-25)	18	(0-24)	0	(0-6)	**26**	**(22-27)**
F	26	(25-27)	26	(24-27)	25	(23-27)	18	(0-24)	15	(0-22)	**26**	**(24-27)**
G			27	(26-27)	26	(26-26)	0	(0-0)			**27**	**(26-27)**
H	28	(27-28)	27	(25-28)	23	(17-26)	18	(0-25)	0	(0-19)	**27**	**(24-28)**
I	27	(26-27)	26	(23-27)	24	(19-26)	9	(0-25)	0	(0-21)	**26**	**(23-27)**
K3	28	(26-28)	26	(24-28)	24	(18-26)	18	(7-24)	9.5	(0-25)	**26**	**(24-28)**
K2	27	(26-27)	25	(21-27)	20	(6-25)	15	(0-20)	10	(0-18)	**25**	**(20-27)**
L	28	(25-28)	26	(23-27)	24	(20-26)	25	(23-27)	0	(0-0)	**26**	**(23-28)**
M	28	(26-28)	26	(24-28)	25	(21-26)	12	(0-24)	0	(0-23)	**27**	**(24-28)**
N	28	(28-28)	28	(24-28)	24	(20-26)	23	(20-25)	0	(0-0)	**28**	**(26-28)**
O	26	(26-27)	26	(24-28)	25	(21-26)	21.5	(1-26)	23	(0-24)	**26**	**(24-28)**
P	28	(26-28)	26	(23-27)	24	(18-26)	18.5	(0-25)	16	(0-23)	**26**	**(23-28)**
Q	28	(25-28)	26	(23-28)	25	(19-27)	22	(20-26)	0	(0-20)	**26**	**(22-28)**
R	27	(25-27)	26	(24-27)	25	(21-26)	22	(7-25)	0	(0-23)	**26**	**(24-27)**
S	28	(28-28)	27	(25-28)	22	(14-26)	0	(0-0)	0	(0-0)	**28**	**(25-28)**
T	28	(26-28)	26	(23-28)	24	(17-26)	25	(23-28)	0	(0-0)	**27**	**(24-28)**
U	28	(24-28)	25	(22-28)	24	(20-26)	21	(0-24)	0	(0-0)	**25**	**(21-27)**
V	27	(26-27)	27	(24-28)	24	(20-26)	22	(0-25)	0	(0-21)	**26**	**(23-27)**
W	27	(26-28)	26	(23-27)	22	(17-26)	18	(0-22)	0	(0-22)	**26**	**(22-27)**
X	28	(26-28)	27	(24-28)	23	(19-26)	22	(8-25)	0	(0-4)	**27**	**(24-28)**
Y	28	(28-28)	25	(21-28)	24	(19-26)			27	(27-27)	**27**	**(23-28)**
Z	28	(27-28)	28	(26-28)	26	(23-28)	21.5	(21-22)	20.5	(0-24)	**28**	**(26-28)**
ZA	28	(27-28)	26	(23-28)	23	(16-27)	13	(0-19)	0	(0-16)	**28**	**(25-28)**
ZB	28	(28-28)	26	(21-28)	23	(15-26)	20	(0-25)	0	(0-18)	**27**	**(23-28)**
ZC	27	(26-28)	26	(23-28)	23	(16-27)	0.5	(0-23)	0	(0-18)	**26**	**(23-28)**
ZD	27	(26-28)	27	(24-28)	22	(4-25)	19	(0-23)	0	(0-0)	**27**	**(23-28)**
ZE	28	(26-28)	26	(20-28)	21	(17-24)	0	(0-0)			**28**	**(26-28)**
ZF	28	(27-28)	28	(22-28)	28	(24-28)					**28**	**(26-28)**
Total	**28**	**(26-28)**	**26**	**(23-28)**	**24**	**(18-26)**	**20**	**(0-25)**	**0**	**(0-19)**	26	(23-28)
2015												
A	28	(27-28)	28	(25-28)	23	(20-26)	22	(21-24)	0	(0-0)	**28**	**(25-28)**
C	28	(28-28)	27	(23-28)	22	(18-27)	24	(21-27)	0	(0-0)	**27**	**(24-28)**
D	28	(25-28)	25	(20-28)	22	(14-25)	22.5	(0-25)	0	(0-0)	**26**	**(21-28)**
E1	26	(24-28)	26	(22-28)	23	(19-25)	20	(4-23)	0	(0-23)	**25**	**(22-27)**
E2	26	(25-27)	25	(22-26)	22	(18-25)	14	(0-22)	10.5	(0-19)	**26**	**(23-27)**
F	27	(25-27)	26	(24-27)	25	(22-27)	21	(19-26)	0	(0-17)	**26**	**(24-27)**
G	26.5	(26-27)	26.5	(26-27)	26.5	(13-27)					**26.5**	**(26-27)**
H	28	(26-28)	27	(25-28)	24	(18-26)	12	(0-20)	0	(0-0)	**27**	**(24-28)**
I	27	(26-27)	25	(21-27)	23	(18-27)	21.5	(5-25)	0	(0-20)	**26**	**(23-27)**
K3	28	(25-28)	26	(23-28)	24	(19-26)	19	(0-22)	0	(0-0)	**26**	**(23-28)**
K2	27	(25-27)	25	(22-27)	22	(13-25)	7	(0-17)	0	(0-18)	**25**	**(21-27)**
L	28	(25-28)	26	(24-28)	24	(22-26)	0	(0-22)	0	(0-19)	**26**	**(24-28)**
M	28	(26-28)	27	(25-28)	25	(13-26)	24	(23-26)	0	(0-19)	**28**	**(25-28)**
N	28	(28-28)	27	(24-28)	24.5	(20-26)	21	(0-25)	0	(0-10)	**28**	**(26-28)**
O	27	(25-27)	26	(24-28)	25	(22-27)	24	(22-25)	0	(0-24)	**26**	**(25-28)**
P	28	(26-28)	26	(22-27)	23.5	(16-26)	16	(0-24)	0	(0-6)	**26**	**(22-28)**
Q	28	(26-28)	26	(24-28)	25	(22-27)	21.5	(0-25)	0	(0-0)	**26**	**(24-28)**
R	26	(25-27)	26	(24-27)	25	(20-26)	19	(6-24)	7	(0-21)	**26**	**(24-27)**
S	28	(25-28)	26	(22-28)	23.5	(21-27)			0	(0-0)	**27**	**(23-28)**
T	28	(27-28)	27	(24-28)	25	(22-27)	26	(19-26)	0	(0-15)	**28**	**(25-28)**
U	25	(22-28)	25	(21-27)	22	(17-25)	15	(3-24)	0	(0-0)	**24**	**(20-27)**
V	27	(25-27)	26	(23-27)	23	(15-26)	22	(0-25)	0	(0-19)	**26**	**(22-27)**
W	27	(26-28)	25	(23-27)	24	(20-26)	20	(0-24)	0	(0-14)	**26**	**(23-27)**
X	27	(26-28)	27	(24-28)	24	(20-27)	21	(10-24)	19	(10-23)	**27**	**(24-28)**
Y	28	(26-28)	26	(22-28)	23	(15-26)			0	(0-0)	**27**	**(23-28)**
Z	28	(26-28)	28	(26-28)	24.5	(22-26)	25	(0-26)	0	(0-0)	**28**	**(25-28)**
ZA	28	(26-28)	26	(23-28)	25	(15-27)	21	(17-26)	0	(0-11)	**27**	**(24-28)**
ZB	28	(27-28)	26	(24-28)	23	(17-26)	16	(13-24)	0	(0-0)	**27**	**(24-28)**
ZC	27	(26-28)	26	(23-28)	23	(16-26)	21	(0-25)	14	(0-24)	**26**	**(23-28)**
ZD	27	(26-28)	26	(24-28)	23	(12-26)	0	(0-20)	0	(0-0)	**26**	**(23-28)**
ZE	28	(27-28)	28	(23-28)	21	(0-28)					**28**	**(27-28)**
ZF	28	(28-28)	28	(20-28)	24.5	(11-28)	28	(28-28)	24.5	(24-25)	**28**	**(28-28)**
Total	**28**	**(26-28)**	**26**	**(23-28)**	**24**	**(18-26)**	**21**	**(0-25)**	**0**	**(0-19)**	26	(23-28)
2016												
A	28	(28-28)	27	(24-28)	24	(19-26)	25	(23-26)	0	(0-0)	**28**	**(25-28)**
C	28	(28-28)	27	(24-28)	25	(22-27)	19	(9-27)	0	(0-0)	**28**	**(24-28)**
D	28	(26-28)	25	(21-28)	22	(13-26)	20	(0-24)	0	(0-17)	**25**	**(21-28)**
E1	26	(25-28)	25.5	(22-27)	23.5	(18-25)	23	(12-24)	0	(0-18)	**25**	**(22-27)**
E2	26	(25-27)	25	(21-26)	23	(14-26)	20	(0-23)	0	(0-0)	**26**	**(23-27)**
F	26	(25-27)	26	(24-27)	25	(20-26)	19.5	(0-25)	0	(0-23)	**26**	**(24-27)**
G	27	(27-27)	26	(26-28)	27	(27-27)					**27**	**(26-27)**
H	28	(26-28)	27	(25-28)	23.5	(18-26)	6.5	(0-23)	0	(0-0)	**27**	**(24-28)**
I	27	(26-27)	26	(22-27)	21	(15-26)	17	(0-22)	0	(0-0)	**26**	**(22-27)**
K3	28	(26-28)	26	(24-28)	24	(21-26)	21	(0-22)	0	(0-14)	**26**	**(24-28)**
K2	27	(26-27)	25	(22-27)	20	(11-24)	10	(2-19)	7	(0-15)	**26**	**(21-27)**
L	26	(25-28)	26	(23-28)	25	(22-26)	22	(20-23)	12.5	(0-27)	**26**	**(23-28)**
M	28	(28-28)	27	(24-28)	25	(20-28)	18	(14-23)	0	(0-0)	**28**	**(24-28)**
N	28	(28-28)	28	(24-28)	23	(19-26)	13.5	(0-26)	0	(0-0)	**28**	**(26-28)**
O	26	(25-28)	26	(23-28)	25	(22-27)	24	(5-26)	18	(6-21)	**26**	**(24-28)**
P	27	(25-28)	25	(21-27)	24	(14-26)	21	(0-24)	0	(0-16)	**25**	**(21-27)**
Q	28	(28-28)	27	(25-28)	26	(22-27)	25	(19-26)	0	(0-0)	**28**	**(25-28)**
R	27	(26-27)	26	(24-27)	24	(21-26)	21	(6-25)	8	(0-23)	**26**	**(23-27)**
S	28	(28-28)	26.5	(24-28)	27	(22-28)			0	(0-0)	**28**	**(25-28)**
T	28	(27-28)	26	(23-28)	25	(22-26)	24	(12-26)	0	(0-0)	**27**	**(24-28)**
U	25	(22-28)	24	(22-27)	22	(18-25)	0	(0-22)	0	(0-0)	**24**	**(20-26)**
V	27	(26-28)	26	(23-28)	23.5	(18-26)	21.5	(0-26)	0	(0-19)	**26**	**(22-27)**
W	27	(26-28)	25	(22-27)	24	(19-26)	20	(0-24)	0	(0-0)	**26**	**(23-28)**
X	27	(26-28)	27	(25-28)	23	(21-26)	20.5	(13-25)	22.5	(16-24)	**27**	**(25-28)**
Y	28	(28-28)	26	(24-28)	24	(18-27)	20	(0-27)	0	(0-0)	**28**	**(24-28)**
Z	28	(26-28)	27	(25-28)	25	(23-26)	12.5	(0-25)	13	(0-26)	**27**	**(24-28)**
ZA	28	(26-28)	26	(23-28)	25	(22-27)	23	(0-26)	0	(0-17)	**27**	**(24-28)**
ZB	28	(26-28)	27	(24-28)	25	(20-27)	24	(19-25)	24	(24-24)	**27**	**(24-28)**
ZC	28	(26-28)	26	(23-28)	24	(20-26)	19	(1-21)	0	(0-0)	**26**	**(23-28)**
ZD	28	(26-28)	25	(21-28)	24	(20-26)	14.5	(0-22)	0	(0-14)	**26**	**(22-28)**
ZE	28	(27-28)	27	(25-28)	9.5	(0-21)	13.5	(0-28)	0	(0-0)	**28**	**(26-28)**
ZF	28	(28-28)	28	(28-28)			0	(0-0)			**28**	**(28-28)**
Total	**28**	**(26-28)**	**26**	**(23-28)**	**24**	**(19-26)**	**20**	**(0-25)**	**0**	**(0-16)**	26	(23-28)
Grand Total	**28**	**(26-28)**	**26**	**(23-28)**	**24**	**(19-26)**	**20**	**(0-25)**	**0**	**(0-19)**	26	(23 - 28)

* A blank cell means that there are no cases in that cell; a zero means that there are and their median VFD is zero.

TABLE 46b EMERGENCY READMISSIONS WITHIN 48 HOURS OF DISCHARGE BY ADMISSION TYPE, BY HEALTH ORGANISATION, 2014 - 2016

Year / Organisation	ADMISSION TYPE Planned - following surgery			Unplanned - following surgery			Planned - other			Unplanned - other			Unknown			Total		
	n	re-ad	(%)	n	re-ad	(%)	n	re-ad	(%)	n	re-ad	(%)	n	re-ad	(%)	n	re-ad	(%)
2014																		
A	162	2	(1.2)	59	1	(1.7)	47	0	(0.0)	379	7	(1.8)	0	0		**647**	**10**	**(1.5)**
B	2	0	(0.0)	2	0	(0.0)	11	0	(0.0)	247	1	(0.4)	3	0	(0.0)	**265**	**1**	**(0.4)**
C	49	0	(0.0)	26	0	(0.0)	4	0	(0.0)	217	2	(0.9)	0	0		**296**	**2**	**(0.7)**
D	199	2	(1.0)	47	0	(0.0)	40	0	(0.0)	468	17	(3.6)	0	0		**754**	**19**	**(2.5)**
E1	179	8	(4.5)	55	2	(3.6)	171	2	(1.2)	534	9	(1.7)	0	0		**939**	**21**	**(2.2)**
E2	515	4	(0.8)	16	0	(0.0)	81	0	(0.0)	180	2	(1.1)	0	0		**792**	**6**	**(0.8)**
F	533	12	(2.3)	28	0	(0.0)	101	0	(0.0)	596	18	(3.0)	0	0		**1,258**	**30**	**(2.4)**
G	0	0		0	0		0	0		12	0	(0.0)	0	0		**12**	**0**	**(0.0)**
H	130	5	(3.8)	44	0	(0.0)	47	0	(0.0)	318	7	(2.2)	0	0		**539**	**12**	**(2.2)**
I	401	5	(1.2)	43	0	(0.0)	24	1	(4.2)	330	8	(2.4)	0	0		**798**	**14**	**(1.8)**
K2	146	2	(1.4)	7	0	(0.0)	36	1	(2.8)	98	0	(0.0)	0	0		**287**	**3**	**(1.0)**
K3	167	5	(3.0)	61	3	(4.9)	14	0	(0.0)	327	6	(1.8)	0	0		**569**	**14**	**(2.5)**
L	27	1	(3.7)	10	0	(0.0)	18	0	(0.0)	248	3	(1.2)	0	0		**303**	**4**	**(1.3)**
M	79	0	(0.0)	26	0	(0.0)	6	0	(0.0)	253	5	(2.0)	40	0	(0.0)	**404**	**5**	**(1.2)**
N	250	2	(0.8)	38	0	(0.0)	11	1	(9.1)	422	7	(1.7)	5	0	(0.0)	**726**	**10**	**(1.4)**
O	387	7	(1.8)	1	0	(0.0)	55	0	(0.0)	242	8	(3.3)	0	0		**685**	**15**	**(2.2)**
P	415	4	(1.0)	29	0	(0.0)	15	0	(0.0)	554	12	(2.2)	0	0		**1,013**	**16**	**(1.6)**
Q	74	2	(2.7)	35	0	(0.0)	29	3	(10.3)	379	20	(5.3)	0	0		**517**	**25**	**(4.8)**
R	295	6	(2.0)	29	1	(3.4)	35	0	(0.0)	534	10	(1.9)	0	0		**893**	**17**	**(1.9)**
S	16	0	(0.0)	4	0	(0.0)	2	0	(0.0)	110	0	(0.0)	0	0		**132**	**0**	**(0.0)**
T	129	2	(1.6)	20	1	(5.0)	2	0	(0.0)	323	1	(0.3)	1	0	(0.0)	**475**	**4**	**(0.8)**
U	20	0	(0.0)	7	0	(0.0)	3	0	(0.0)	295	0	(0.0)	0	0		**325**	**0**	**(0.0)**
V	403	9	(2.2)	112	3	(2.7)	48	1	(2.1)	782	25	(3.2)	0	0		**1,345**	**38**	**(2.8)**
W	277	1	(0.4)	37	2	(5.4)	17	0	(0.0)	358	7	(2.0)	1	0	(0.0)	**690**	**10**	**(1.4)**
X	242	5	(2.1)	21	0	(0.0)	201	3	(1.5)	341	4	(1.2)	0	0		**805**	**12**	**(1.5)**
Y	163	3	(1.8)	20	0	(0.0)	3	0	(0.0)	193	0	(0.0)	0	0		**379**	**3**	**(0.8)**
Z	46	0	(0.0)	22	0	(0.0)	23	0	(0.0)	338	5	(1.5)	3	0	(0.0)	**432**	**5**	**(1.2)**
ZA	534	12	(2.2)	50	0	(0.0)	20	0	(0.0)	472	8	(1.7)	3	0	(0.0)	**1,079**	**20**	**(1.9)**
ZB	139	4	(2.9)	34	1	(2.9)	23	0	(0.0)	311	5	(1.6)	0	0		**507**	**10**	**(2.0)**
ZC	426	4	(0.9)	45	0	(0.0)	155	4	(2.6)	394	7	(1.8)	0	0		**1,020**	**15**	**(1.5)**
ZD	113	0	(0.0)	34	1	(2.9)	8	0	(0.0)	318	1	(0.3)	0	0		**473**	**2**	**(0.4)**
ZE	211	0	(0.0)	5	0	(0.0)	47	0	(0.0)	37	1	(2.7)	1	0	(0.0)	**301**	**1**	**(0.3)**
ZF	67	0	(0.0)	3	0	(0.0)	15	0	(0.0)	37	0	(0.0)	0	0		**122**	**0**	**(0.0)**
Total	**6,796**	**107**	**(1.6)**	**970**	**15**	**(1.5)**	**1,312**	**16**	**(1.2)**	**10,647**	**206**	**(1.9)**	**57**	**0**	**(0.0)**	19,782	344	(1.7)
2015																		
A	148	2	(1.4)	41	0	(0.0)	46	0	(0.0)	379	8	(2.1)	2	0	(0.0)	**616**	**10**	**(1.6)**
C	117	2	(1.7)	26	1	(3.8)	10	1	(10.0)	313	10	(3.2)	0	0		**466**	**14**	**(3.0)**
D	132	2	(1.5)	68	1	(1.5)	21	2	(9.5)	422	6	(1.4)	0	0		**643**	**11**	**(1.7)**
E1	181	1	(0.6)	56	2	(3.6)	191	2	(1.0)	569	5	(0.9)	0	0		**997**	**10**	**(1.0)**
E2	542	9	(1.7)	20	0	(0.0)	64	0	(0.0)	190	2	(1.1)	0	0		**816**	**11**	**(1.3)**
F	478	9	(1.9)	61	1	(1.6)	71	2	(2.8)	580	9	(1.6)	0	0		**1,190**	**21**	**(1.8)**
G	0	0		2	0	(0.0)	0	0		19	0	(0.0)	1	0	(0.0)	**22**	**0**	**(0.0)**
H	114	0	(0.0)	48	0	(0.0)	48	0	(0.0)	331	6	(1.8)	0	0		**541**	**6**	**(1.1)**
I	408	5	(1.2)	58	1	(1.7)	15	0	(0.0)	312	10	(3.2)	0	0		**793**	**16**	**(2.0)**
K2	136	1	(0.7)	3	0	(0.0)	35	1	(2.9)	83	2	(2.4)	0	0		**257**	**4**	**(1.6)**
K3	158	1	(0.6)	77	3	(3.9)	17	0	(0.0)	345	4	(1.2)	1	0	(0.0)	**598**	**8**	**(1.3)**
L	30	0	(0.0)	8	0	(0.0)	12	0	(0.0)	272	5	(1.8)	1	0	(0.0)	**323**	**5**	**(1.5)**
M	169	4	(2.4)	41	1	(2.4)	19	0	(0.0)	457	12	(2.6)	0	0		**686**	**17**	**(2.5)**
N	316	2	(0.6)	29	0	(0.0)	7	0	(0.0)	474	8	(1.7)	0	0		**826**	**10**	**(1.2)**
O	405	4	(1.0)	4	0	(0.0)	35	0	(0.0)	225	4	(1.8)	0	0		**669**	**8**	**(1.2)**
P	400	3	(0.8)	42	1	(2.4)	15	0	(0.0)	509	11	(2.2)	0	0		**966**	**15**	**(1.6)**
Q	67	1	(1.5)	25	1	(4.0)	22	1	(4.5)	361	11	(3.0)	1	0	(0.0)	**476**	**14**	**(2.9)**
R	334	4	(1.2)	41	0	(0.0)	20	1	(5.0)	562	5	(0.9)	0	0		**957**	**10**	**(1.0)**
S	14	0	(0.0)	1	0	(0.0)	5	0	(0.0)	103	0	(0.0)	0	0		**123**	**0**	**(0.0)**
T	225	0	(0.0)	19	0	(0.0)	11	0	(0.0)	383	3	(0.8)	1	0	(0.0)	**639**	**3**	**(0.5)**
U	27	0	(0.0)	15	0	(0.0)	4	0	(0.0)	271	3	(1.1)	0	0		**317**	**3**	**(0.9)**
V	397	5	(1.3)	133	2	(1.5)	32	0	(0.0)	781	26	(3.3)	0	0		**1,343**	**33**	**(2.5)**
W	304	6	(2.0)	41	1	(2.4)	22	0	(0.0)	394	6	(1.5)	0	0		**761**	**13**	**(1.7)**
X	288	7	(2.4)	27	0	(0.0)	177	2	(1.1)	406	7	(1.7)	1	0	(0.0)	**899**	**16**	**(1.8)**
Y	146	0	(0.0)	18	0	(0.0)	6	0	(0.0)	211	1	(0.5)	0	0		**381**	**1**	**(0.3)**
Z	47	0	(0.0)	29	1	(3.4)	16	0	(0.0)	349	5	(1.4)	0	0		**441**	**6**	**(1.4)**
ZA	424	8	(1.9)	66	0	(0.0)	18	1	(5.6)	427	7	(1.6)	6	0	(0.0)	**941**	**16**	**(1.7)**
ZB	167	1	(0.6)	46	1	(2.2)	14	0	(0.0)	403	6	(1.5)	0	0		**630**	**8**	**(1.3)**
ZC	367	7	(1.9)	31	0	(0.0)	72	1	(1.4)	472	6	(1.3)	0	0		**942**	**14**	**(1.5)**
ZD	120	0	(0.0)	22	0	(0.0)	10	1	(10.0)	304	4	(1.3)	0	0		**456**	**5**	**(1.1)**
ZE	138	1	(0.7)	2	0	(0.0)	42	0	(0.0)	17	1	(5.9)	0	0		**199**	**2**	**(1.0)**
ZF	36	0	(0.0)	4	0	(0.0)	14	0	(0.0)	15	0	(0.0)	2	0	(0.0)	**71**	**0**	**(0.0)**
Total	**6,835**	**85**	**(1.2)**	**1,104**	**17**	**(1.5)**	**1,091**	**15**	**(1.4)**	**10,939**	**193**	**(1.8)**	**16**	**0**	**(0.0)**	19,985	310	(1.6)
2016																		
A	168	1	(0.6)	45	0	(0.0)	57	0	(0.0)	365	6	(1.6)	1	0	(0.0)	**636**	**7**	**(1.1)**
C	145	1	(0.7)	28	0	(0.0)	10	0	(0.0)	347	5	(1.4)	0	0		**530**	**6**	**(1.1)**
D	136	1	(0.7)	67	1	(1.5)	9	0	(0.0)	519	3	(0.6)	1	0	(0.0)	**732**	**5**	**(0.7)**
E1	214	2	(0.9)	45	2	(4.4)	172	1	(0.6)	560	9	(1.6)	0	0		**991**	**14**	**(1.4)**
E2	595	4	(0.7)	14	0	(0.0)	59	1	(1.7)	188	4	(2.1)	0	0		**856**	**9**	**(1.1)**
F	413	7	(1.7)	53	0	(0.0)	54	2	(3.7)	634	17	(2.7)	0	0		**1,154**	**26**	**(2.3)**
G	0	0		2	0	(0.0)	0	0		11	0	(0.0)	0	0		**13**	**0**	**(0.0)**
H	139	3	(2.2)	41	1	(2.4)	36	0	(0.0)	360	3	(0.8)	0	0		**576**	**7**	**(1.2)**
I	358	5	(1.4)	52	2	(3.8)	17	0	(0.0)	322	6	(1.9)	0	0		**749**	**13**	**(1.7)**
K2	181	1	(0.6)	13	0	(0.0)	34	0	(0.0)	83	2	(2.4)	0	0		**311**	**3**	**(1.0)**
K3	156	2	(1.3)	70	0	(0.0)	21	0	(0.0)	377	4	(1.1)	0	0		**624**	**6**	**(1.0)**
L	20	0	(0.0)	4	0	(0.0)	12	1	(8.3)	230	1	(0.4)	0	0		**266**	**2**	**(0.8)**
M	155	1	(0.6)	41	0	(0.0)	30	1	(3.3)	406	13	(3.2)	1	0	(0.0)	**633**	**15**	**(2.4)**
N	334	2	(0.6)	26	0	(0.0)	19	1	(5.3)	466	7	(1.5)	0	0		**845**	**10**	**(1.2)**
O	374	1	(0.3)	6	0	(0.0)	38	0	(0.0)	233	2	(0.9)	1	0	(0.0)	**652**	**3**	**(0.5)**
P	392	6	(1.5)	27	0	(0.0)	19	2	(10.5)	504	15	(3.0)	0	0		**942**	**23**	**(2.4)**
Q	189	0	(0.0)	44	1	(2.3)	34	2	(5.9)	452	12	(2.7)	2	0	(0.0)	**721**	**15**	**(2.1)**
R	327	8	(2.4)	29	2	(6.9)	13	0	(0.0)	513	8	(1.6)	0	0		**882**	**18**	**(2.0)**
S	18	0	(0.0)	1	0	(0.0)	6	0	(0.0)	138	1	(0.7)	0	0		**163**	**1**	**(0.6)**
T	164	3	(1.8)	27	0	(0.0)	9	0	(0.0)	399	6	(1.5)	1	0	(0.0)	**600**	**9**	**(1.5)**
U	22	0	(0.0)	16	0	(0.0)	3	0	(0.0)	288	2	(0.7)	0	0		**329**	**2**	**(0.6)**
V	454	6	(1.3)	82	3	(3.7)	44	2	(4.5)	829	20	(2.4)	0	0		**1,409**	**31**	**(2.2)**
W	291	5	(1.7)	35	1	(2.9)	10	0	(0.0)	361	4	(1.1)	0	0		**697**	**10**	**(1.4)**
X	278	5	(1.8)	21	0	(0.0)	124	1	(0.8)	428	7	(1.6)	1	0	(0.0)	**852**	**13**	**(1.5)**
Y	129	1	(0.8)	30	0	(0.0)	25	0	(0.0)	331	7	(2.1)	0	0		**515**	**8**	**(1.6)**
Z	34	0	(0.0)	31	0	(0.0)	10	0	(0.0)	309	1	(0.3)	0	0		**384**	**1**	**(0.3)**
ZA	439	8	(1.8)	75	2	(2.7)	17	1	(5.9)	440	18	(4.1)	1	0	(0.0)	**972**	**29**	**(3.0)**
ZB	135	4	(3.0)	48	0	(0.0)	16	0	(0.0)	358	6	(1.7)	0	0		**557**	**10**	**(1.8)**
ZC	343	9	(2.6)	42	0	(0.0)	57	1	(1.8)	589	8	(1.4)	0	0		**1,031**	**18**	**(1.7)**
ZD	86	0	(0.0)	14	0	(0.0)	20	0	(0.0)	250	3	(1.2)	0	0		**370**	**3**	**(0.8)**
ZE	153	0	(0.0)	2	0	(0.0)	68	0	(0.0)	19	0	(0.0)	0	0		**242**	**0**	**(0.0)**
ZF	44	0	(0.0)	7	1	(14.3)	20	1	(5.0)	15	0	(0.0)	1	0	(0.0)	**87**	**2**	**(2.3)**
Total	**6,886**	**86**	**(1.2)**	**1,038**	**16**	**(1.5)**	**1,063**	**17**	**(1.6)**	**11,324**	**200**	**(1.8)**	**10**	**0**	**(0.0)**	20,321	319	(1.6)
Grand Total	**20,517**	**278**	**(1.4)**	**3,112**	**48**	**(1.5)**	**3,466**	**48**	**(1.4)**	**32,910**	**599**	**(1.8)**	**83**	**0**	**(0.0)**	60,088	973	(1.6)

FIGURE 46b EMERGENCY READMISSIONS WITHIN 48 HOURS OF DISCHARGE BY ADMISSION TYPE, BY HEALTH ORGANISATION, 2014 - 2016

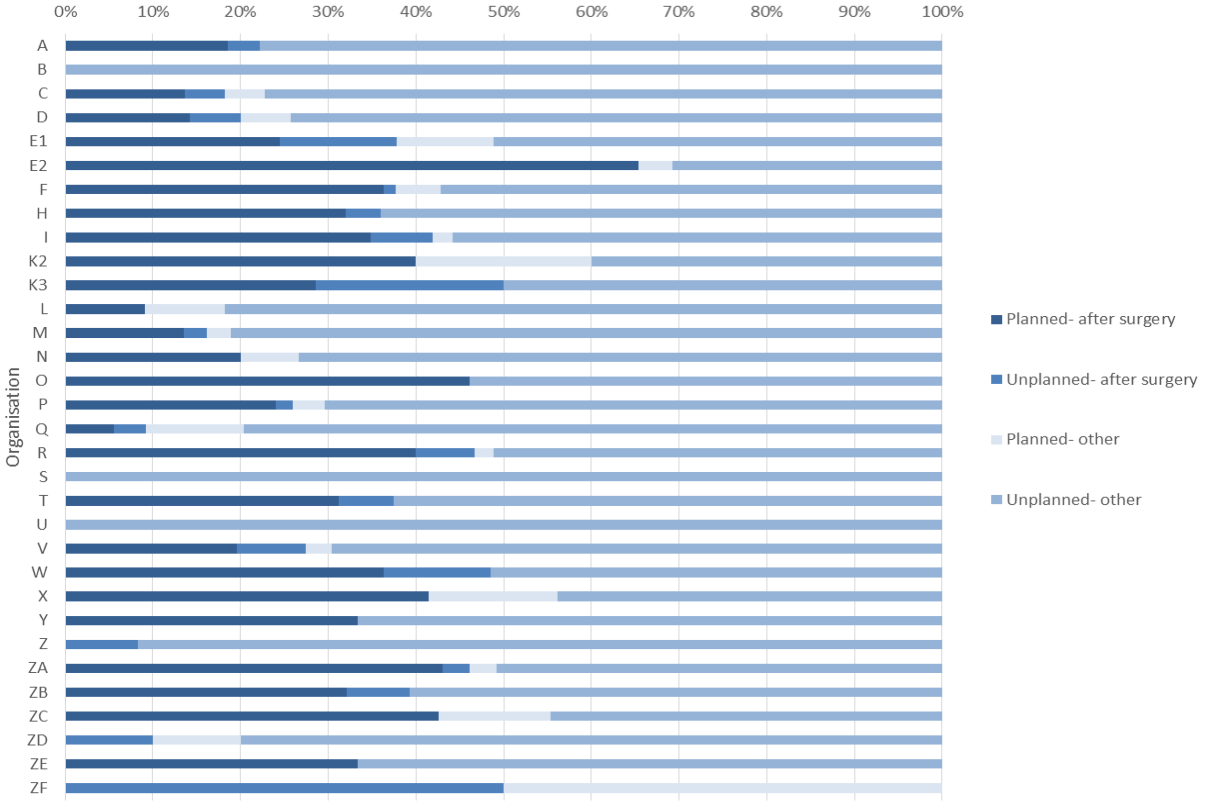

FIGURE 46c RELATIVE RATES OF EMERGENCY READMISSION WITHIN 48 HOURS OF DISCHARGE, 2014 - 2016

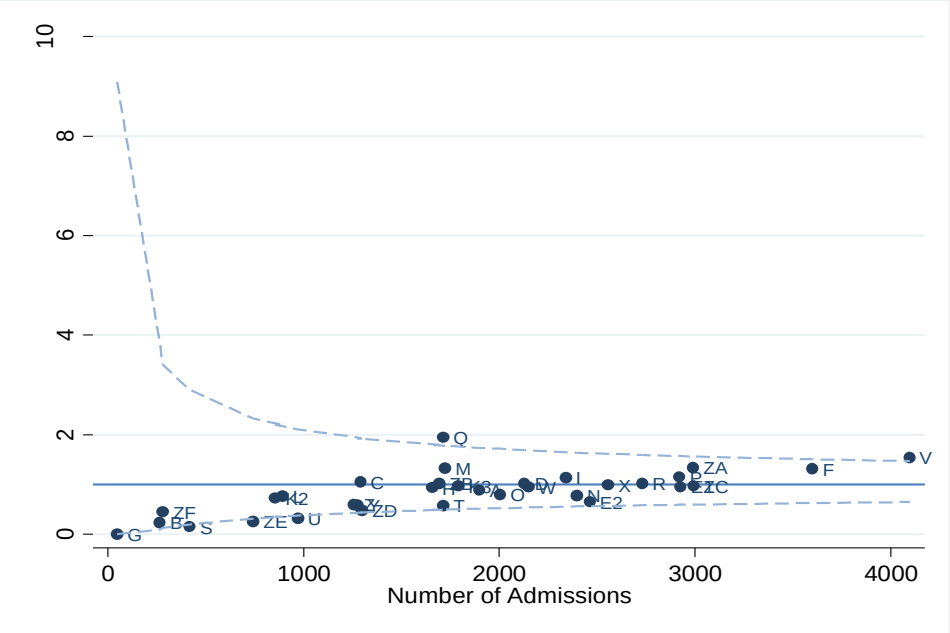

Organisation Q reports PICU bed data only but is a combined PICU/HDU which may lead to an overestimate of their emergency readmission rate.

Table 46d UNPLANNED EXTUBATION RATES FOR ALL ADMISSIONS BY HEALTH ORGANISATION, 2015 - 2016

Organisation	Admissions	Unplanned extubations	Intubated days	Unplanned extubations per 100 intubated days
2015				
A	637	5	1184	0.4
C	473	3	1220	0.2
D	664	6	2924	0.2
E1	1014	25	2187	1.1
E2	833	10	2059	0.5
F	1214	5	3842	0.1
G	23	0	35	0.0
H	557	4	1868	0.2
I	797	17	2856	0.6
K3	615	1	1731	0.1
K2	261	13	1690	0.8
L	348	3	1027	0.3
M	729	0	1289	0.0
N	846	3	1435	0.2
O	669	1	2879	0.0
P	980	23	4575	0.5
Q	488	10	1098	0.9
R	983	15	3198	0.5
S	138	1	328	0.3
T	661	0	1550	0.0
U	325	4	1765	0.2
V	1369	33	6235	0.5
W	770	5	3086	0.2
X	915	26	2412	1.1
Y	399	1	1028	0.1
Z	448	4	735	0.5
ZA	965	39	2965	1.3
ZB	636	5	1685	0.3
ZC	958	28	4152	0.7
ZD	459	5	1527	0.3
ZE	206	0	357	0.0
ZF	74	0	127	0.0
Total	**20,454**	**295**	**65,049**	**0.5**
2016				
A	644	0	1310	0.0
C	535	4	1235	0.3
D	748	4	2944	0.1
E1	1012	17	4668	0.4
E2	869	7	4117	0.2
F	1169	10	4133	0.2
G	13	0	10	0.0
H	588	7	1924	0.4
I	750	17	2688	0.6
K3	640	3	1522	0.2
K2	316	14	1687	0.8
L	285	0	847	0.0
M	678	3	1231	0.2
N	852	6	1464	0.4
O	655	0	2847	0.0
P	956	13	4981	0.3
Q	744	5	1307	0.4
R	904	17	3076	0.6
S	175	0	223	0.0
T	625	0	1542	0.0
U	336	0	1722	0.0
V	1427	26	5687	0.5
W	708	24	2966	0.8
X	871	8	2147	0.4
Y	526	3	1144	0.3
Z	388	0	825	0.0
ZA	1003	32	3268	1.0
ZB	561	2	1554	0.1
ZC	1041	24	4465	0.5
ZD	378	12	1753	0.7
ZE	261	1	445	0.2
ZF	97	0	82	0.0
Total	**20,755**	**259**	**69,814**	**0.4**
Grand Total	**41,209**	**554**	**134,863**	**0.4**

FIGURE 46d RELATIVE RATES OF UNPLANNED EXTUBATION FOR ALL ADMISSIONS BY HEALTH ORGANISATION, 2015 - 2016

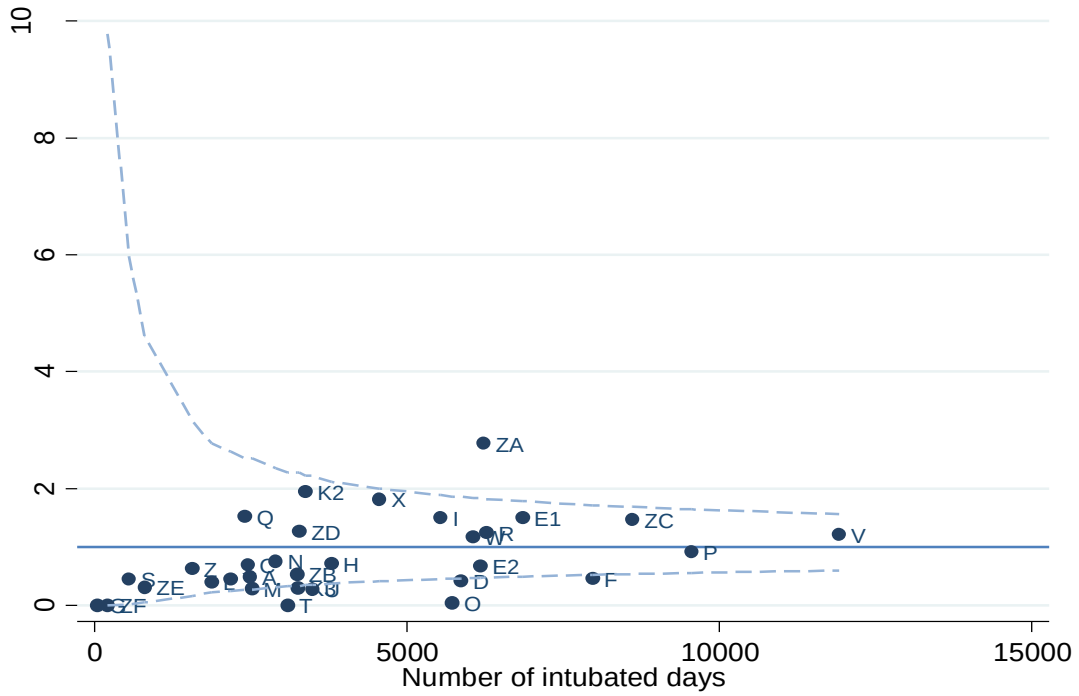

INDEX TO SMR TABLES

TABLE 47 STANDARDISED MORTALITY RATIOS BY HEALTH ORGANISATION, 2014
FIGURE 47a PICU STANDARDISED MORTALITY RATIOS BY HEALTH ORGANISATION, 2014 UNADJUSTED
FIGURE 47b PICU STANDARDISED MORTALITY RATIOS BY HEALTH ORGANISATION, 2014 PIM2r 2017 ADJUSTED

TABLE 48 STANDARDISED MORTALITY RATIOS BY HEALTH ORGANISATION, 2015
FIGURE 48a PICU STANDARDISED MORTALITY RATIOS BY HEALTH ORGANISATION, 2015 UNADJUSTED
FIGURE 48b PICU STANDARDISED MORTALITY RATIOS BY HEALTH ORGANISATION, 2015 PIM3 ADJUSTED

TABLE 49 STANDARDISED MORTALITY RATIOS BY HEALTH ORGANISATION, 2016
FIGURE 49a PICU STANDARDISED MORTALITY RATIOS BY HEALTH ORGANISATION, 2016 UNADJUSTED
FIGURE 49b PICU STANDARDISED MORTALITY RATIOS BY HEALTH ORGANISATION, 2016 PIM3 ADJUSTED

TABLE 50 STANDARDISED MORTALITY RATIOS BY HEALTH ORGANISATION, 2015 - 2016
FIGURE 50a PICU STANDARDISED MORTALITY RATIOS BY HEALTH ORGANISATION, 2015 - 2016 UNADJUSTED
FIGURE 50b PICU STANDARDISED MORTALITY RATIOS BY HEALTH ORGANISATION, 2015 - 2016 PIM3 ADJUSTED

TABLE 50b COEFFICIENTS (LOG-ODDS RATIOS) FOR PIM2r
TABLE 50c COEFFICIENTS (LOG-ODDS RATIOS) FOR PIM3

FIGURE 50c STANDARDISED MORTALITY RATIOS BY NATION OR ENGLISH COMMISSIONING REGION (NHSCR) IN THE UNITED KINGDOM AND REPUBLIC OF IRELAND, 2015 - 2016

TABLE 47 STANDARDISED MORTALITY RATIOS BY HEALTH ORGANISATION, 2014

		STANDARDISED MORTALITY RATIO					
	Number of	Unadjusted (95% CI)			PIM2r 2017 Adjusted (95% CI)		
Organisation	Admissions	SMR	Lower	Upper	SMR	Lower	Upper
A	658	0.57	0.31	0.94	0.90	0.50	1.50
B	284	0.19	0.02	0.67	0.78	0.09	2.78
C	297	1.44	0.83	2.29	0.86	0.49	1.37
D	768	1.53	1.12	2.03	1.32	0.96	1.75
E1	955	1.59	1.21	2.04	1.13	0.86	1.45
E2	810	0.69	0.43	1.05	0.79	0.49	1.20
F	1,204	0.60	0.40	0.87	0.69	0.45	0.99
G	12	2.22	0.06	10.26	1.75	0.04	8.09
H	554	0.82	0.48	1.30	0.88	0.51	1.39
I	801	1.13	0.79	1.57	0.96	0.67	1.33
K3	591	0.77	0.45	1.22	0.82	0.48	1.30
K2	297	1.62	0.97	2.51	1.25	0.75	1.94
L	317	0.76	0.35	1.42	0.63	0.29	1.18
M	418	0.77	0.40	1.32	0.85	0.44	1.46
N	741	0.72	0.44	1.10	1.07	0.66	1.64
O	609	0.70	0.40	1.13	0.92	0.53	1.48
P	1,026	1.40	1.06	1.82	1.26	0.95	1.63
Q	522	1.07	0.67	1.62	0.92	0.57	1.39
R	927	0.83	0.56	1.19	0.73	0.49	1.04
S	140	0.57	0.12	1.64	0.75	0.15	2.14
T	493	1.19	0.75	1.78	1.28	0.81	1.91
U	329	1.70	1.06	2.56	1.25	0.78	1.87
V	1,352	1.52	1.21	1.88	0.94	0.75	1.17
W	708	0.94	0.61	1.38	0.72	0.47	1.05
X	807	0.83	0.54	1.21	0.99	0.65	1.46
Y	407	0.39	0.14	0.85	0.69	0.25	1.48
Z	440	0.67	0.33	1.18	0.85	0.43	1.51
ZA	1,099	0.56	0.35	0.83	1.13	0.72	1.69
ZB	511	1.10	0.68	1.66	1.39	0.87	2.10
ZC	1,026	1.64	1.27	2.08	1.26	0.97	1.59
ZD	478	1.06	0.64	1.64	1.11	0.67	1.71
ZE	317	0.34	0.09	0.85	1.14	0.31	2.89
ZF	123	0.43	0.05	1.53	1.09	0.13	3.86

FIGURE 47a PICU STANDARDISED MORTALITY RATIOS BY HEALTH ORGANISATION, WITH 99.9% CONTROL LIMITS, 2014: UNADJUSTED

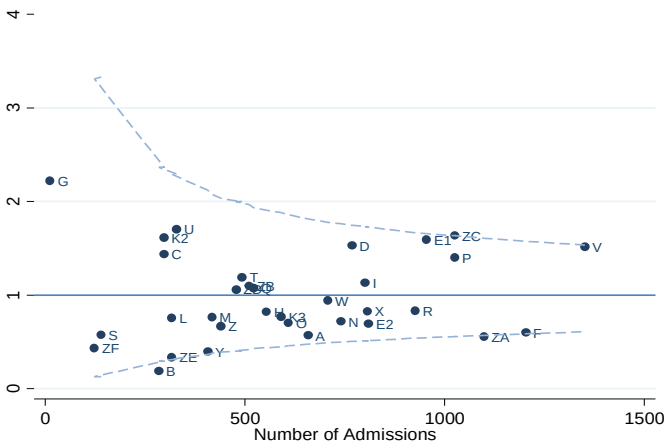

FIGURE 47b PICU STANDARDISED MORTALITY RATIOS BY HEALTH ORGANISATION, WITH 99.9% CONTROL LIMITS, 2014: PIM2r 2017 ADJUSTED

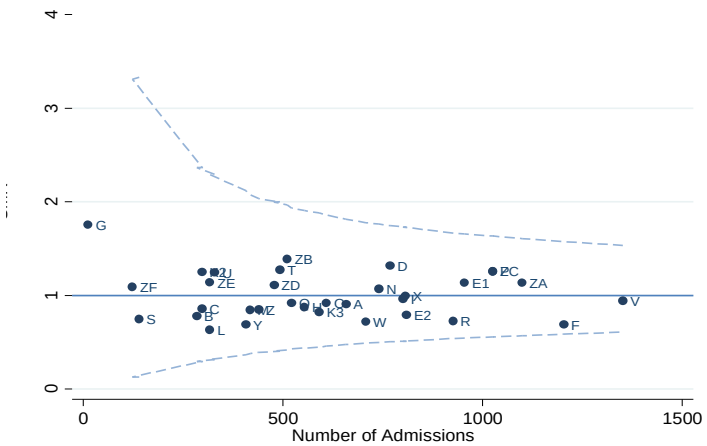

TABLE 48 STANDARDISED MORTALITY RATIOS BY HEALTH ORGANISATION, 2015

		STANDARDISED MORTALITY RATIO					
	Number of	Unadjusted (95% CI)			PIM3 Adjusted (95% CI)		
Organisation	Admissions	SMR	Lower	Upper	SMR	Lower	Upper
A	636	0.89	0.56	1.33	1.29	0.82	1.94
C	468	0.49	0.23	0.93	0.66	0.30	1.25
D	661	2.17	1.66	2.78	1.76	1.35	2.26
E1	1,011	1.37	1.03	1.77	1.03	0.78	1.33
E2	832	0.86	0.58	1.24	1.05	0.70	1.51
F	1,204	0.79	0.56	1.08	0.86	0.61	1.18
G	23	1.11	0.03	5.62	0.87	0.02	4.41
H	555	0.92	0.57	1.41	1.08	0.66	1.65
I	792	1.20	0.85	1.63	1.11	0.78	1.51
K3	614	1.08	0.71	1.57	1.30	0.86	1.89
K2	261	0.79	0.34	1.52	0.49	0.21	0.95
L	348	0.96	0.51	1.61	0.92	0.49	1.55
M	723	0.64	0.38	1.00	1.28	0.76	2.01
N	842	0.40	0.21	0.67	0.79	0.42	1.34
O	604	0.72	0.42	1.14	0.77	0.45	1.22
P	970	1.43	1.08	1.84	1.32	1.00	1.71
Q	482	1.12	0.70	1.69	1.18	0.73	1.78
R	979	0.94	0.66	1.29	0.73	0.51	1.00
S	138	0.56	0.12	1.59	0.77	0.16	2.20
T	660	0.54	0.30	0.91	0.87	0.48	1.44
U	325	1.34	0.79	2.11	1.07	0.63	1.69
V	1,359	1.49	1.19	1.84	1.01	0.80	1.25
W	767	1.04	0.71	1.46	0.99	0.68	1.39
X	911	0.56	0.34	0.86	0.69	0.42	1.06
Y	399	0.64	0.31	1.17	0.93	0.45	1.70
Z	445	0.81	0.44	1.34	1.29	0.71	2.14
ZB	635	0.81	0.50	1.24	1.09	0.67	1.68
ZC	957	1.28	0.95	1.69	1.03	0.77	1.36
ZD	458	1.34	0.87	1.97	1.08	0.70	1.59
ZE	205	0.50	0.14	1.26	2.22	0.61	5.60
ZF	74	0.35	0.01	1.87	0.49	0.01	2.65

Organisation ZA is not included in this table as they have not been submitting PIM3 data.

FIGURE 48a PICU STANDARDISED MORTALITY RATIOS BY HEALTH ORGANISATION, WITH 99.9% CONTROL LIMITS, 2015: UNADJUSTED

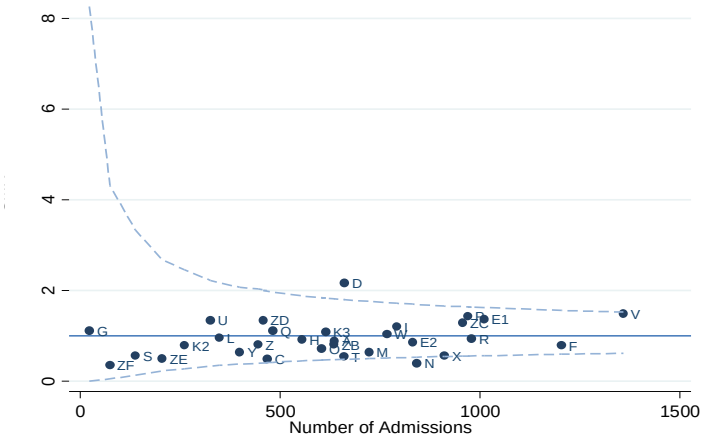

FIGURE 48b PICU STANDARDISED MORTALITY RATIOS BY HEALTH ORGANISATION, WITH 99.9% CONTROL LIMITS, 2015: PIM3 ADJUSTED

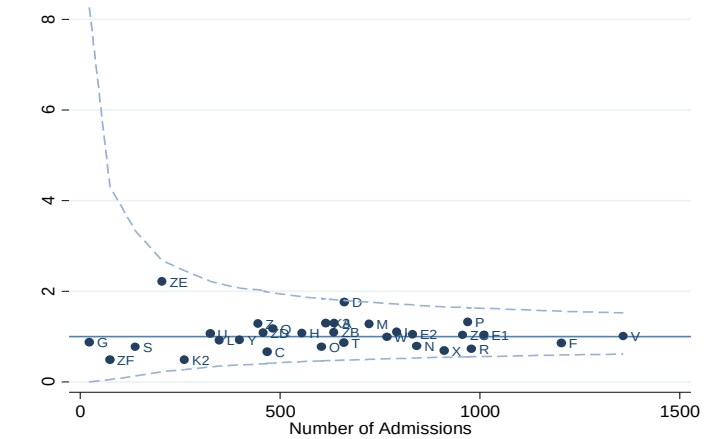

TABLE 49 STANDARDISED MORTALITY RATIOS BY HEALTH ORGANISATION, 2016

		STANDARDISED MORTALITY RATIO					
	Number of	Unadjusted (95% CI)			PIM3 Adjusted (95% CI)		
Organisation	Admissions	SMR	Lower	Upper	SMR	Lower	Upper
A	642	0.81	0.48	1.27	1.33	0.79	2.09
C	532	0.60	0.30	1.06	0.77	0.39	1.37
D	746	1.55	1.12	2.09	1.12	0.81	1.51
E1	1,007	1.27	0.92	1.69	0.95	0.69	1.26
E2	867	0.80	0.52	1.18	0.79	0.51	1.16
F	1,162	0.87	0.61	1.21	0.78	0.54	1.07
G	13	0.00	0.00	7.15	0.00	0.00	5.91
H	584	0.94	0.57	1.46	0.85	0.52	1.32
I	743	1.09	0.73	1.56	0.89	0.60	1.28
K3	640	0.72	0.42	1.17	0.78	0.45	1.25
K2	316	1.01	0.51	1.78	0.87	0.44	1.54
L	284	0.71	0.29	1.45	0.64	0.26	1.30
M	676	0.77	0.46	1.21	0.84	0.50	1.32
N	848	0.41	0.21	0.71	0.75	0.39	1.31
O	587	0.79	0.45	1.27	0.57	0.33	0.91
P	951	2.01	1.57	2.53	1.42	1.11	1.79
Q	740	0.67	0.39	1.06	0.82	0.48	1.31
R	897	0.74	0.47	1.11	0.58	0.37	0.86
S	174	0.67	0.18	1.67	0.86	0.24	2.16
T	623	0.74	0.43	1.20	0.92	0.53	1.49
U	336	1.90	1.20	2.82	1.19	0.76	1.78
V	1,415	1.68	1.34	2.07	0.97	0.77	1.19
W	708	1.39	0.97	1.92	1.03	0.72	1.42
X	868	0.50	0.28	0.82	0.54	0.30	0.88
Y	525	0.83	0.47	1.35	1.03	0.58	1.69
Z	388	0.75	0.36	1.36	0.95	0.46	1.73
ZB	559	0.47	0.21	0.88	0.66	0.30	1.25
ZC	1,039	1.11	0.80	1.51	0.84	0.60	1.13
ZD	377	1.23	0.71	1.97	1.24	0.72	1.99
ZE	261	1.00	0.46	1.87	1.79	0.82	3.34
ZF	96	0.00	0.00	1.09	0.00	0.00	3.66

Organisation ZA is not included in this table as they have not been submitting PIM3 data.

FIGURE 49a PICU STANDARDISED MORTALITY RATIOS BY HEALTH ORGANISATION, WITH 99.9% CONTROL LIMITS, 2016: UNADJUSTED

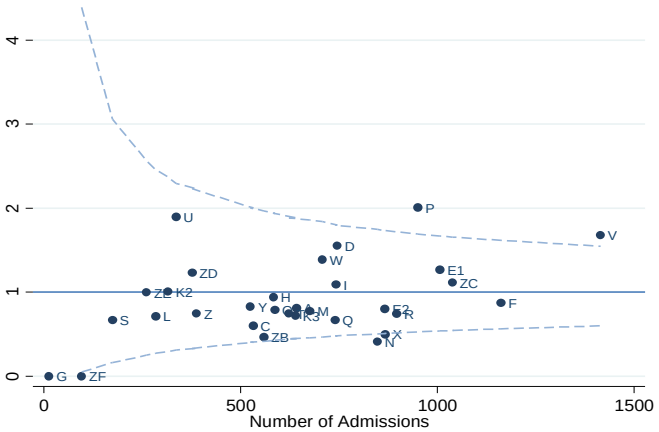

FIGURE 49b PICU STANDARDISED MORTALITY RATIOS BY HEALTH ORGANISATION, WITH 99.9% CONTROL LIMITS, 2016: PIM3 ADJUSTED

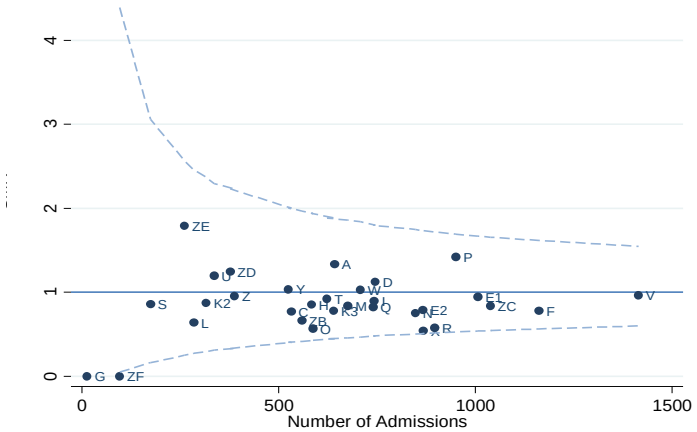

TABLE 50 STANDARDISED MORTALITY RATIOS BY HEALTH ORGANISATION, 2015 - 2016

		STANDARDISED MORTALITY RATIO					
	Number of	Unadjusted (95% CI)			PIM3 Adjusted (95% CI)		
Organisation	Admissions	SMR	Lower	Upper	SMR	Lower	Upper
A	1,278	0.85	0.61	1.15	1.31	0.94	1.78
C	1,000	0.54	0.33	0.84	0.72	0.44	1.10
D	1,407	1.86	1.51	2.25	1.42	1.16	1.73
E1	2,018	1.32	1.08	1.60	0.99	0.81	1.20
E2	1,699	0.83	0.62	1.09	0.91	0.68	1.19
F	2,366	0.83	0.65	1.04	0.82	0.64	1.03
G	36	0.76	0.02	3.95	0.59	0.01	3.10
H	1,139	0.93	0.67	1.26	0.95	0.68	1.30
I	1,535	1.15	0.89	1.46	1.00	0.78	1.27
K3	1,254	0.91	0.66	1.22	1.04	0.75	1.39
K2	577	0.90	0.54	1.39	0.66	0.40	1.02
L	632	0.86	0.53	1.32	0.80	0.49	1.22
M	1,399	0.70	0.49	0.96	1.02	0.71	1.40
N	1,690	0.40	0.26	0.59	0.77	0.50	1.13
O	1,191	0.75	0.52	1.05	0.66	0.45	0.92
P	1,921	1.70	1.42	2.02	1.37	1.14	1.63
Q	1,222	0.85	0.60	1.15	0.99	0.70	1.35
R	1,876	0.86	0.65	1.10	0.66	0.51	0.85
S	312	0.61	0.25	1.24	0.82	0.33	1.66
T	1,283	0.64	0.43	0.90	0.90	0.61	1.27
U	661	1.60	1.15	2.17	1.14	0.81	1.54
V	2,774	1.58	1.35	1.83	0.99	0.84	1.15
W	1,475	1.20	0.93	1.52	1.01	0.78	1.28
X	1,779	0.54	0.37	0.74	0.62	0.43	0.85
Y	924	0.74	0.48	1.08	0.99	0.64	1.45
Z	833	0.78	0.50	1.16	1.12	0.72	1.66
ZB	1,194	0.66	0.44	0.94	0.91	0.61	1.30
ZC	1,996	1.20	0.97	1.47	0.94	0.75	1.15
ZD	835	1.30	0.94	1.76	1.14	0.82	1.54
ZE	466	0.76	0.41	1.28	1.90	1.02	3.22
ZF	170	0.16	0.00	0.88	0.33	0.01	1.82

Organisation ZA is not included in this table as they have not been submitting PIM3 data.

FIGURE 50a PICU STANDARDISED MORTALITY RATIOS BY HEALTH ORGANISATION, 2015 - 2016 UNADJUSTED

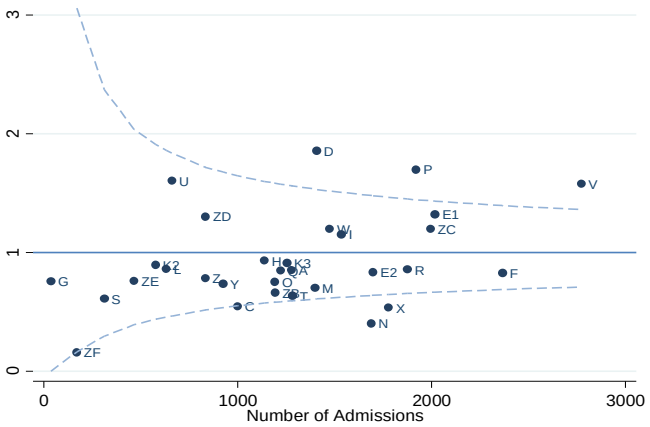

FIGURE 50b PICU STANDARDISED MORTALITY RATIOS BY HEALTH ORGANISATION, 2015 - 2016: PIM3 ADJUSTED

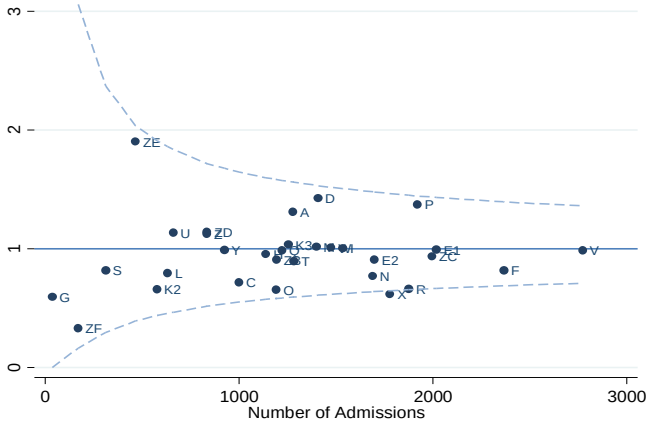

TABLE 50b COEFFICIENTS (LOG-ODDS RATIOS) FOR PIM2r

Factor	Pim2r(2017)			
	Coefficient	se	z	p
Pupils unreactive	3.768991	0.1570732	23.99513	<0.001
Elective admission	-0.4678082	0.0896966	-5.215451	<0.001
Mechanical ventilation	0.8019529	0.0658969	12.16982	<0.001
Cardiac bypass	0.0296234	0.141468	0.2094001	0.83
Recovery from surgery	-1.413051	0.1137068	-12.42714	<0.001
High risk diagnosis	1.40486	0.0525615	26.72793	<0.001
Low risk diagnosis	-1.622992	0.1273904	-12.7403	<0.001
FiO2/PaO2 ratio*	0.2208374	0.0267891	8.243564	<0.001
Absolute base excess	0.065145	0.0039869	16.33961	<0.001
Absolute (Systolic blood pressure -120)	0.0166734	0.0010883	15.32	<0.001
Constant	-4.517013	0.0700007	-64.52815	<0.001

FiO2/PaO2 ratio =100(FiO2 as fraction)/PaO2 in mmHg)

TABLE 50c COEFFICIENTS (LOG-ODDS RATIOS) FOR PIM3

Factor	PIM3 Coefficient
Pupils unreactive	3.8233
Elective admission	-0.5378
Mechanical ventilation	0.9763
Absolute base excess	0.0671
Systolic blood pressure (SBP)	-0.0431
(SBP^2)/1,000	0.1716
FiO2/PaO2 ratio*	0.4214
Recovery from a bypass cardiac procedure	-1.2246
Recovery from a non-bypass cardiac procedure	-0.8762
Recovery from a non-cardiac procedure	-1.5164
Very high risk diagnosis	1.6225
High risk diagnosis	1.0725
Low risk diagnosis	-2.1766
Constant	-1.7928

PIM3: Straney L, Clements A, Parslow RC, Pearson G, Shann F, Alexander J, Slater A, Group APS, the Paediatric Intensive Care Audit N. Paediatric index of mortality 3: an updated model for predicting mortality in pediatric intensive care. Pediatr Crit Care Med 2013;14(7):673-81

FIGURE 50c STANDARDISED MORTALITY RATIOS BY NATION OR ENGLISH COMMISSIONING REGION (NHSCR) IN THE UNITED KINGDOM AND REPUBLIC OF IRELAND, 2015 - 2016

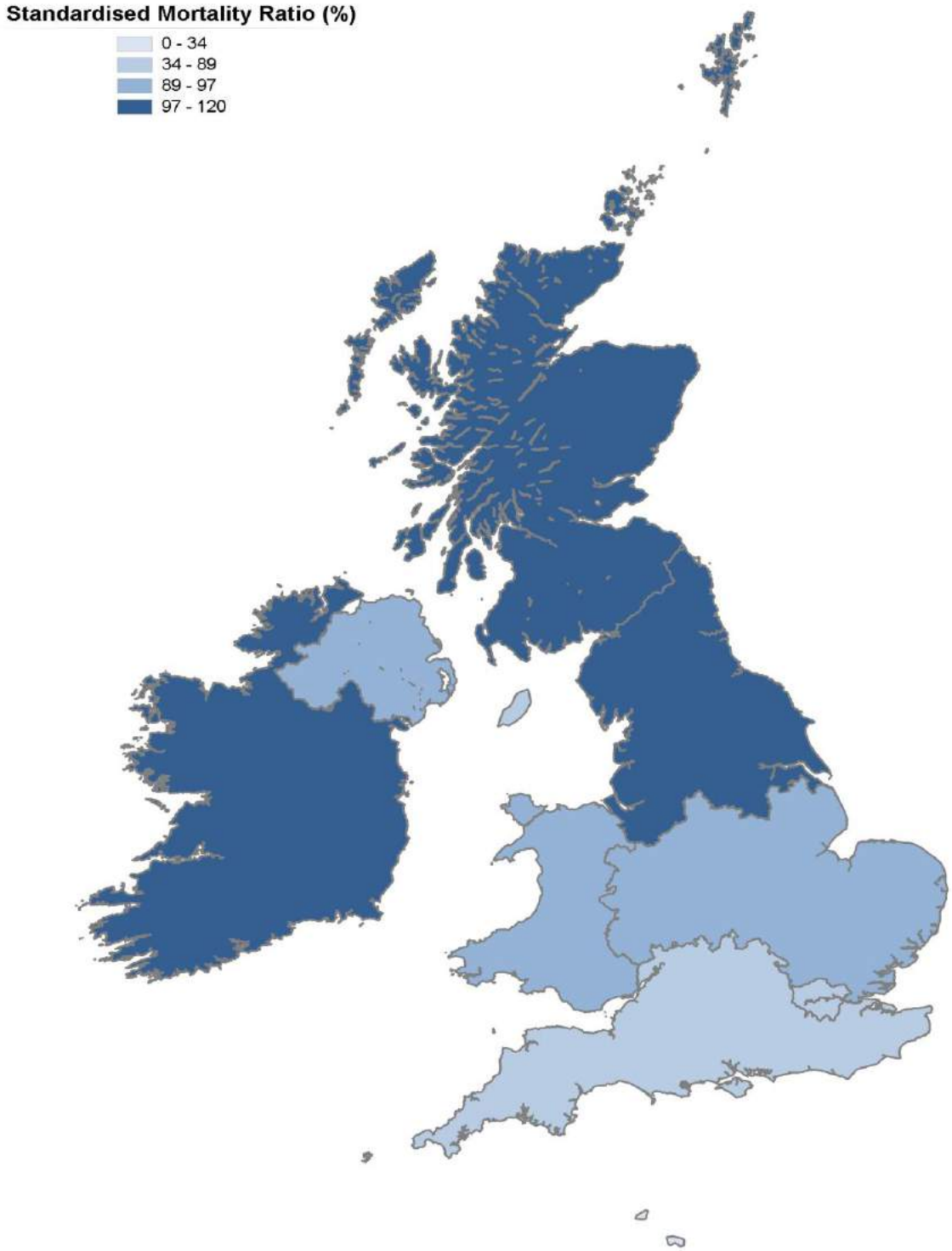

SMRs have been calculated with the use of PIM3.

SMR categories are based on quartiles and so will change in each annual report.

Contains National Statistics data © Crown copyright and database right 2017 Contains Ordnance Survey data © Crown copyright and database right 2017

30 DAY FOLLOW-UP

PICANet records data on outcome 30 days after discharge. This is widely seen in the NHS as an important indicator of outcome. Recording is, however, far from complete. In reporting this data we have concluded that it is logical to analyse the data per child rather than per admission. A child admitted 4 times within a month who dies on the last admission could correctly be entered as having 30 day death on the first 3 occasions and death on the last, although they have only died once. Reporting by child avoids this problem. In Table 51 results are presented per child: children dying in PICU, and those discharged to normal residence are excluded, in accordance with the definitions of the follow-up field. In 2013 it was decided to ask organisations to collect this information for children who are discharged home and they are included here.

Tables 52-55 have been removed from the report following a critical appraisal of the utility and accessibility of all tables and figures.

INDEX TO 30 DAY FOLLOW-UP

TABLE 51 CHILDREN BY FOLLOW-UP STATUS AND AGE, 2014 - 2016

TABLE 51 CHILDREN BY FOLLOW-UP STATUS AND AGE, 2014 - 2016

Age Group	30 DAY FOLLOW-UP STATUS							
	Alive		Dead		Unknown		Total	
	n	%	n	%	n	%	n	%
<1 year	12162	(67.8)	195	(1.1)	5574	(31.1)	**17931**	**(42.4)**
1-4 years	7560	(65.1)	65	(0.6)	3992	(34.4)	**11617**	**(27.5)**
5-10 years	4271	(64.1)	48	(0.7)	2347	(35.2)	**6666**	**(15.8)**
11-15 years	3945	(65.2)	34	(0.6)	2073	(34.3)	**6052**	**(14.3)**
Total	**27,938**	**(66.1)**	**342**	**(0.8)**	**13,986**	**(33.1)**	**42,266**	**(100.0)**

Children with unknown age are excluded from this table

This table now reports numbers of children rather than admissions.
The total is the number of children discharged alive from their final PICU admission.

DATA ON INDIVIDUAL CHILDREN

In all other chapters of this report, except the one on 30 day follow-up, PICU activity is presented for episodes of care or admissions. This chapter describes activity related to individual patients (0 - 15 years plus those with unknown age) during 2014 - 2016. Please note however, that identification of children is not always clear.

Table 58 shows the number of children admitted by diagnostic group.

Tables 56, 57 and 59 have been removed from the report following a critical appraisal of the utility and accessibility of all tables and figures.

INDEX TO DATA ON INDIVIDUAL CHILDREN

TABLE 58 NUMBER OF INDIVIDUAL CHILDREN BY HEALTH ORGANISATION AND DIAGNOSTIC GROUP OF FIRST ADMISSION, 2014 - 2016

TABLE 58 NUMBER OF INDIVIDUAL CHILDREN BY HEALTH ORGANISATION AND DIAGNOSTIC GROUP OF FIRST ADMISSION, 2014 - 2016

Organisation	DIAGNOSTIC GROUP																													
	Blood / lymphatic		Body wall and cavities		Cardio - vascular		Endocrine / metabolic		Gastro - intestinal		Infection		Multisystem		Musculo - skeletal		Neurological		Oncology		Respiratory		Trauma		Other		Missing		Total	
	n	(%)	n	(%)	n	(%)	n	(%)	n	(%)	n	(%)	n	(%)	n	(%)	n	(%)	n	(%)	n	(%)	n	(%)	n	(%)	n	(%)	n	(%)
A	16	(1.2)	16	(1.2)	38	(2.8)	36	(2.6)	75	(5.5)	79	(5.8)	2	(0.1)	111	(8.1)	193	(14.1)	137	(10.0)	446	(32.5)	58	(4.2)	163	(11.9)	3	(0.2)	**1,373**	**(3.1)**
B	0	(0.0)	0	(0.0)	1	(0.5)	10	(4.8)	2	(1.0)	12	(5.7)	0	(0.0)	2	(1.0)	5	(2.4)	0	(0.0)	178	(84.8)	0	(0.0)	0	(0.0)	0	(0.0)	**210**	**(0.5)**
C	14	(1.4)	15	(1.5)	45	(4.5)	24	(2.4)	53	(5.3)	61	(6.1)	0	(0.0)	88	(8.8)	154	(15.3)	60	(6.0)	389	(38.7)	44	(4.4)	57	(5.7)	1	(0.1)	**1,005**	**(2.3)**
D	11	(0.7)	18	(1.1)	102	(6.3)	96	(6.0)	137	(8.5)	138	(8.6)	3	(0.2)	63	(3.9)	244	(15.2)	66	(4.1)	566	(35.2)	51	(3.2)	110	(6.8)	4	(0.2)	**1,609**	**(3.6)**
E1	20	(1.0)	89	(4.5)	150	(7.6)	88	(4.5)	273	(13.9)	58	(3.0)	6	(0.3)	118	(6.0)	345	(17.5)	96	(4.9)	537	(27.3)	36	(1.8)	150	(7.6)	0	(0.0)	**1,966**	**(4.4)**
E2	0	(0.0)	7	(0.4)	1,563	(91.2)	5	(0.3)	2	(0.1)	3	(0.2)	0	(0.0)	3	(0.2)	4	(0.2)	10	(0.6)	113	(6.6)	0	(0.0)	4	(0.2)	0	(0.0)	**1,714**	**(3.9)**
F	9	(0.4)	13	(0.5)	1,057	(42.8)	45	(1.8)	46	(1.9)	162	(6.6)	0	(0.0)	158	(6.4)	149	(6.0)	4	(0.2)	696	(28.2)	7	(0.3)	99	(4.0)	25	(1.0)	**2,470**	**(5.6)**
G	1	(2.5)	0	(0.0)	1	(2.5)	1	(2.5)	2	(5.0)	2	(5.0)	0	(0.0)	0	(0.0)	14	(35.0)	2	(5.0)	7	(17.5)	5	(12.5)	5	(12.5)	0	(0.0)	**40**	**(0.1)**
H	31	(2.6)	11	(0.9)	31	(2.6)	59	(4.9)	195	(16.3)	58	(4.8)	0	(0.0)	12	(1.0)	250	(20.9)	115	(9.6)	337	(28.1)	78	(6.5)	21	(1.8)	1	(0.1)	**1,199**	**(2.7)**
I	20	(1.1)	6	(0.3)	957	(53.8)	33	(1.9)	83	(4.7)	94	(5.3)	2	(0.1)	14	(0.8)	149	(8.4)	42	(2.4)	289	(16.2)	39	(2.2)	45	(2.5)	6	(0.3)	**1,779**	**(4.0)**
K2	2	(0.4)	4	(0.8)	456	(88.9)	1	(0.2)	3	(0.6)	9	(1.8)	0	(0.0)	0	(0.0)	1	(0.2)	2	(0.4)	32	(6.2)	0	(0.0)	3	(0.6)	0	(0.0)	**513**	**(1.2)**
K3	11	(0.8)	74	(5.4)	34	(2.5)	36	(2.6)	130	(9.5)	92	(6.8)	4	(0.3)	22	(1.6)	253	(18.6)	110	(8.1)	462	(33.9)	56	(4.1)	77	(5.7)	1	(0.1)	**1,362**	**(3.1)**
L	7	(1.0)	2	(0.3)	29	(4.2)	27	(3.9)	17	(2.5)	65	(9.4)	1	(0.1)	55	(7.9)	99	(14.3)	4	(0.6)	355	(51.2)	8	(1.2)	23	(3.3)	1	(0.1)	**693**	**(1.6)**
M	18	(1.4)	13	(1.0)	28	(2.2)	46	(3.7)	58	(4.6)	119	(9.5)	7	(0.6)	160	(12.8)	200	(16.0)	41	(3.3)	383	(30.7)	47	(3.8)	112	(9.0)	16	(1.3)	**1,248**	**(2.8)**
N	13	(0.7)	33	(1.7)	64	(3.4)	57	(3.0)	90	(4.7)	99	(5.2)	20	(1.1)	419	(22.1)	225	(11.9)	91	(4.8)	617	(32.6)	59	(3.1)	105	(5.5)	3	(0.2)	**1,895**	**(4.3)**
O	0	(0.0)	5	(0.4)	1,156	(89.0)	0	(0.0)	4	(0.3)	7	(0.5)	1	(0.1)	4	(0.3)	3	(0.2)	11	(0.8)	86	(6.6)	0	(0.0)	14	(1.1)	8	(0.6)	**1,299**	**(2.9)**
P	8	(0.4)	69	(3.2)	978	(44.8)	30	(1.4)	158	(7.2)	106	(4.9)	4	(0.2)	32	(1.5)	172	(7.9)	29	(1.3)	477	(21.9)	67	(3.1)	53	(2.4)	0	(0.0)	**2,183**	**(4.9)**
Q	11	(0.9)	29	(2.5)	40	(3.4)	58	(4.9)	67	(5.7)	77	(6.5)	1	(0.1)	74	(6.3)	156	(13.2)	29	(2.5)	546	(46.3)	31	(2.6)	54	(4.6)	7	(0.6)	**1,180**	**(2.7)**
R	16	(0.8)	20	(1.0)	733	(35.0)	43	(2.1)	182	(8.7)	111	(5.3)	1	(0.0)	75	(3.6)	248	(11.8)	41	(2.0)	505	(24.1)	43	(2.1)	72	(3.4)	5	(0.2)	**2,095**	**(4.7)**
S	1	(0.3)	0	(0.0)	11	(3.3)	19	(5.7)	1	(0.3)	20	(6.0)	1	(0.3)	39	(11.8)	28	(8.5)	0	(0.0)	183	(55.3)	19	(5.7)	9	(2.7)	0	(0.0)	**331**	**(0.7)**
T	20	(1.5)	12	(0.9)	20	(1.5)	31	(2.3)	102	(7.7)	113	(8.5)	0	(0.0)	82	(6.2)	228	(17.2)	139	(10.5)	470	(35.4)	35	(2.6)	72	(5.4)	2	(0.2)	**1,326**	**(3.0)**
U	21	(2.7)	2	(0.3)	37	(4.7)	37	(4.7)	21	(2.7)	73	(9.4)	0	(0.0)	2	(0.3)	144	(18.5)	2	(0.3)	391	(50.1)	19	(2.4)	30	(3.8)	1	(0.1)	**780**	**(1.8)**
V	33	(1.2)	71	(2.5)	1,190	(41.8)	77	(2.7)	260	(9.1)	131	(4.6)	14	(0.5)	44	(1.5)	260	(9.1)	99	(3.5)	416	(14.6)	97	(3.4)	151	(5.3)	2	(0.1)	**2,845**	**(6.4)**
W	12	(0.7)	1	(0.1)	826	(47.8)	29	(1.7)	38	(2.2)	70	(4.1)	2	(0.1)	24	(1.4)	186	(10.8)	45	(2.6)	398	(23.0)	49	(2.8)	42	(2.4)	6	(0.3)	**1,728**	**(3.9)**
X	9	(0.5)	42	(2.5)	756	(44.9)	50	(3.0)	102	(6.1)	98	(5.8)	8	(0.5)	7	(0.4)	116	(6.9)	9	(0.5)	398	(23.6)	15	(0.9)	74	(4.4)	1	(0.1)	**1,685**	**(3.8)**
Y	11	(1.1)	26	(2.6)	18	(1.8)	26	(2.6)	36	(3.5)	65	(6.4)	5	(0.5)	161	(15.8)	117	(11.5)	53	(5.2)	388	(38.1)	74	(7.3)	38	(3.7)	0	(0.0)	**1,018**	**(2.3)**
Z	35	(3.6)	3	(0.3)	26	(2.7)	36	(3.7)	47	(4.9)	86	(8.9)	1	(0.1)	26	(2.7)	124	(12.8)	2	(0.2)	480	(49.7)	55	(5.7)	39	(4.0)	5	(0.5)	**965**	**(2.2)**
ZA	12	(0.5)	19	(0.8)	614	(27.0)	71	(3.1)	76	(3.3)	121	(5.3)	6	(0.3)	99	(4.4)	224	(9.9)	107	(4.7)	613	(27.0)	72	(3.2)	229	(10.1)	10	(0.4)	**2,273**	**(5.1)**
ZB	10	(0.8)	43	(3.4)	79	(6.2)	66	(5.2)	108	(8.5)	66	(5.2)	4	(0.3)	82	(6.5)	187	(14.8)	55	(4.3)	421	(33.3)	60	(4.7)	84	(6.6)	0	(0.0)	**1,265**	**(2.8)**
ZC	24	(1.0)	102	(4.1)	1,048	(42.1)	52	(2.1)	185	(7.4)	132	(5.3)	4	(0.2)	76	(3.1)	134	(5.4)	63	(2.5)	547	(22.0)	25	(1.0)	97	(3.9)	1	(0.0)	**2,490**	**(5.6)**
ZD	18	(1.6)	54	(4.7)	20	(1.7)	34	(2.9)	106	(9.2)	62	(5.4)	8	(0.7)	54	(4.7)	209	(18.1)	76	(6.6)	378	(32.7)	40	(3.5)	96	(8.3)	0	(0.0)	**1,155**	**(2.6)**
ZE	12	(2.4)	0	(0.0)	316	(63.1)	1	(0.2)	6	(1.2)	3	(0.6)	0	(0.0)	58	(11.6)	22	(4.4)	42	(8.4)	18	(3.6)	12	(2.4)	11	(2.2)	0	(0.0)	**501**	**(1.1)**
ZF	3	(1.4)	2	(0.9)	3	(1.4)	11	(5.1)	12	(5.6)	4	(1.9)	4	(1.9)	56	(26.2)	35	(16.4)	6	(2.8)	45	(21.0)	3	(1.4)	29	(13.6)	1	(0.5)	**214**	**(0.5)**
Total	**429**	**(1.0)**	**801**	**(1.8)**	**12,427**	**(28.0)**	**1,235**	**(2.8)**	**2,677**	**(6.0)**	**2,396**	**(5.4)**	**109**	**(0.2)**	**2,220**	**(5.0)**	**4,878**	**(11.0)**	**1,588**	**(3.6)**	**12,167**	**(27.4)**	**1,204**	**(2.7)**	**2,168**	**(4.9)**	**110**	**(0.2)**	**44,409**	**(100.0)**

PREVALENCE FOR ADMISSION

Age and sex specific prevalence for admission to PICUs in the United Kingdom has been calculated with 95% Poisson confidence intervals, using 2014 mid-year population estimates produced by the Office for National Statistics and Scottish, Welsh and Northern Ireland sources (1-3). Welsh Local Authority populations were aggregated to Health Boards (Table 60). Age-sex standardised prevalence for the childhood population (less than 16 years) by Nation/English Commissioning Region (NHSCR) has been calculated (Table 61). This is mapped in Figure 61a.

For the Republic of Ireland 2011 census population estimates are used (4).

Children were allocated to a Nation/ English Commissioning Region (NHSCR) using their residential address at admission. Addresses were validated using AFD Postcode Plus address validation software (5) to obtain a correct postcode. Using the National Statistics Postcode Directory (6) postcodes were then linked to relevant Health Geography.

We have also presented age-sex standardised prevalence by CCG/HB/County in figure 61b.

REFERENCES

1) Population Estimates for England and Wales, Mid-2014: https://www.ons.gov.uk/peoplepopulationandcommunity/populationandmigration/populationestimates/datasets/populationestimatesforukenglandandwalesscotlandandnorthernireland

2) Mid-2014 Population Estimates Scotland: http://www.nrscotland.gov.uk/statistics-and-data/statistics/statistics-by-theme/population/population-estimates/mid-year-population-estimates/mid-2014/list-of-tables

3) Mid-Year Population Estimates 2014, Northern Ireland: http://www.nisra.gov.uk/demography/default.asp136.htm

4) 2011 Census population estimates, Republic of Ireland: http://www.cso.ie/en/databases/

5) AFD Refiner Q.2/08. AFD Software Ltd, Lough House, Approach Road, Ramsey, ISLE OF MAN, IM8 1RG, UK, 2008

6) All fields postcode directory, ONS: http://www.statistics.gov.uk/geography/nspd.asp

INDEX TO PREVALENCE FOR ADMISSION

TABLE 60 AGE SPECIFIC PREVALENCE (PER 100,000 PER YEAR) FOR ADMISSION TO PAEDIATRIC INTENSIVE CARE IN THE UK AND THE REPUBLIC OF IRELAND, 2014 - 2016

TABLE 61 AGE-SEX SPECIFIC PREVALENCE (PER 100,000 PER YEAR) FOR ADMISSIONS TO PAEDIATRIC INTENSIVE CARE BY NATION/NHS COMMISSIONING REGION (NHSCR) IN THE UK AND THE REPUBLIC OF IRELAND, 2014 - 2016

FIGURE 61a AGE-SEX STANDARDISED PREVALENCE (PER 100,000 PER YEAR) FOR ADMISSIONS TO PAEDIATRIC INTENSIVE CARE BY NATION/NHS COMMISSIONING REGION (NHSCR) IN THE UNITED KINGDOM AND REPUBLIC OF IRELAND, 2014 - 2016

FIGURE 61b AGE-SEX STANDARDISED PREVALENCE (PER 100,000 PER YEAR) FOR ADMISSIONS TO PAEDIATRIC INTENSIVE CARE BY CCG/HB/COUNTY IN THE UNITED KINGDOM AND REPUBLIC OF IRELAND, 2014 - 2016

FIGURE 61c PREVALENCE (PER 100,000 PER YEAR) 2014 - 2016, WITH CONFIDENCE INTERVALS

TABLE 60 AGE SPECIFIC PREVALENCE (PER 100,000 PER YEAR) FOR ADMISSIONS TO PAEDIATRIC INTENSIVE CARE IN THE UK AND THE REPUBLIC OF IRELAND, 2014 - 2016

Sex	Age Group (Years)	Population	PREVALENCE RATES 2014 (95% CI)			2015 (95% CI)			2016 (95% CI)			2014 - 2016 (95% CI)		
			Rate	Lower	Upper	Rate	Lower	Upper	Rate	Lower	Upper	Rate	Lower	Upper
Male	<1 year	435,847	1205	1172.6	1237.4	1186.2	1154.1	1218.3	1182.3	1150.2	1214.4	**1191.2**	**1172.6**	**1209.8**
	1-4 years	1,808,775	159.2	153.4	165	162.5	156.6	168.4	165.7	159.8	171.7	**162.5**	**159.1**	**165.9**
	5-10 years	2,537,253	63.2	60.1	66.3	67.1	63.9	70.3	64	60.9	67.1	**64.8**	**63**	**66.6**
	11-15 years	1,971,722	61.2	57.7	64.6	63.4	59.9	66.9	66.1	62.5	69.7	**63.6**	**61.5**	**65.6**
Female	<1 year	414,928	878.2	849.8	906.6	876.5	848.2	904.9	905	876.2	933.8	**886.6**	**870.1**	**903**
	1-4 years	1,723,422	128.3	123	133.7	130.6	125.2	135.9	129.2	123.8	134.5	**129.4**	**126.3**	**132.5**
	5-10 years	2,419,944	48.1	45.4	50.9	52	49.2	54.9	52.4	49.5	55.3	**50.9**	**49.2**	**52.5**
	11-15 years	1,878,388	61.4	57.9	65	63.2	59.7	66.8	68.1	64.4	71.8	**64.3**	**62.2**	**66.3**
Total		**13,190,279**	**144.9**	**142.9**	**147**	**147**	**145**	**149.1**	**148.6**	**146.6**	**150.7**	**146.9**	**145.7**	**148.1**

Children with unknown age and sex are excluded from this table

Calculation of prevalence uses populations obtained from the Office of National Statistics and Regional Offices.
Adjustments have been made to match PICANet age groups.

TABLE 61 AGE-SEX SPECIFIC PREVALENCE (PER 100,000 PER YEAR) FOR ADMISSIONS TO PAEDIATRIC INTENSIVE CARE BY NATION/NHS COMMISSIONING REGION (NHSCR) IN THE UK AND THE REPUBLIC OF IRELAND, 2014 - 2016

Nation / CR	Population	PREVALENCE											
		2014 (95% CI)			2015 (95% CI)			2016 (95% CI)			2014 - 2016 (95% CI)		
		Rate	Lower	Upper	Rate	Lower	Upper	Rate	Lower	Upper	Rate	Lower	Upper
England	**10,303,556**	**144.4**	**142.1**	**146.7**	**146.4**	**144.1**	**148.7**	**147.2**	**144.9**	**149.6**	**146.0**	**144.7**	**147.4**
North of England	2,845,341	138.5	134.1	142.8	131.3	127.1	135.5	141.8	137.4	146.1	**137.2**	**134.7**	**139.7**
Midlands and East of England	3,146,124	145.2	140.9	149.4	159.1	154.7	163.6	157.7	153.3	162.1	**154**	**151.5**	**156.5**
London	1,732,277	161.1	155.3	166.9	166	160.1	171.9	165	159.1	170.9	**164**	**160.7**	**167.4**
South of England	2,579,814	138.3	133.7	142.9	133.2	128.7	137.7	127.4	123	131.8	**133**	**130.4**	**135.6**
Scotland	911,282	165.3	156.9	173.7	151.9	143.8	159.9	170.9	162.3	179.5	**162.7**	**157.9**	**167.5**
Wales	554,841	104.7	96.1	113.4	141.9	131.8	151.9	148.5	138.2	158.8	**131.7**	**126.1**	**137.3**
Northern Ireland	383,783	181.7	168.2	195.2	214.5	199.8	229.1	184.3	170.7	197.9	**193.5**	**185.4**	**201.5**
Republic of Ireland	1,036,817	139.1	132.1	146.1	127.7	121	134.4	130.5	123.7	137.3	**132.4**	**128.5**	**136.4**
Total	**13,190,279**	**144.9**	**142.9**	**147**	**147**	**145**	**149.1**	**148.6**	**146.6**	**150.7**	**146.9**	**145.7**	**148.1**

Children with unknown age and sex are excluded from this table

Populations for calculation of prevalence are taken from the Office of National Statistics and Regional Offices.
Adjustments have been made to match PICANet age groups.

FIGURE 61a AGE-SEX STANDARDISED PREVALENCE (PER 100,000 PER YEAR) FOR ADMISSIONS TO PAEDIATRIC INTENSIVE CARE BY NATION/NHS COMMISSIONING REGION (NHSCR) UNITED KINGDOM AND REPUBLIC OF IRELAND, 2014 - 2016

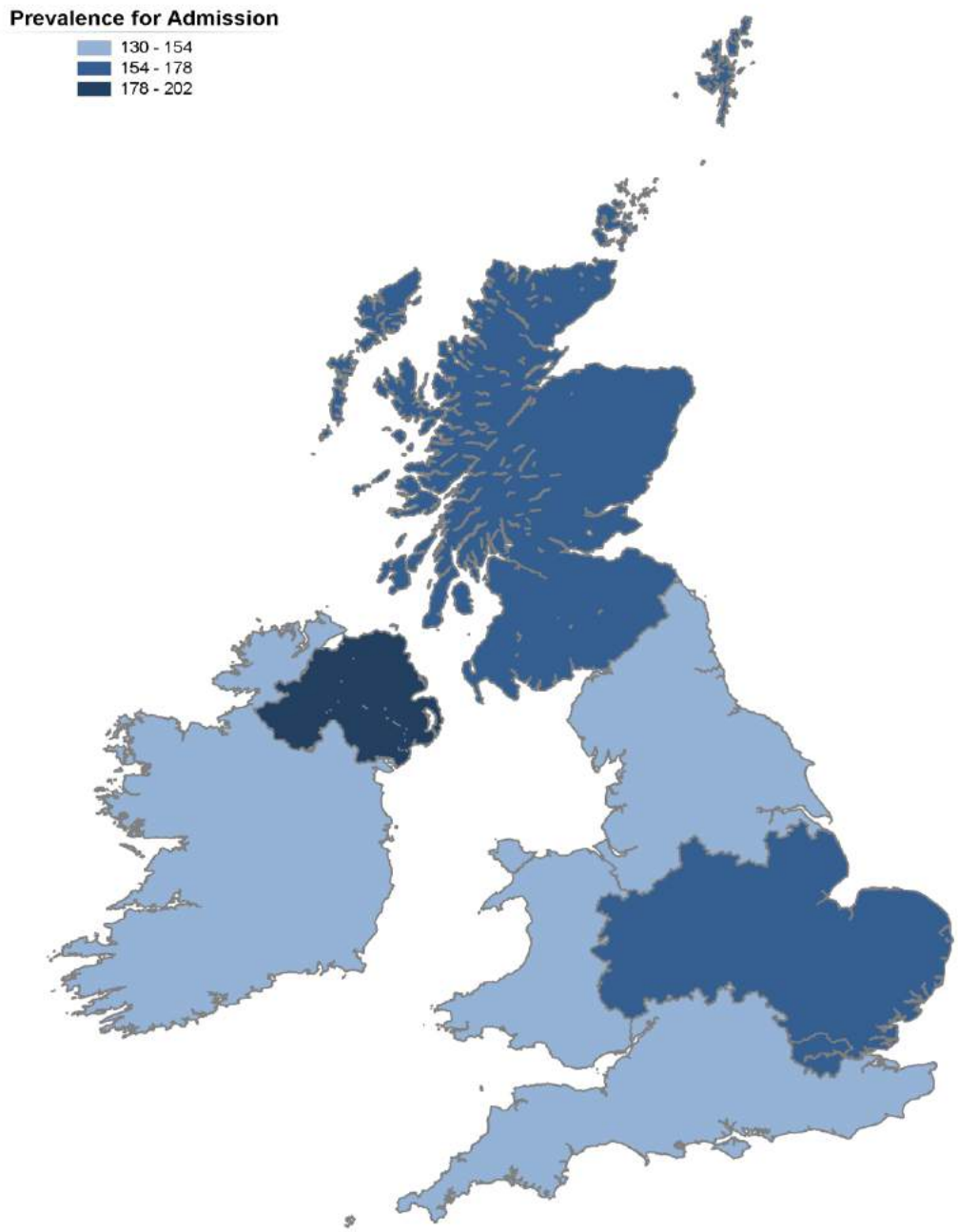

Contains National Statistics data © Crown copyright and database right 2017 Contains Ordnance Survey data © Crown copyright and database right 2017

FIGURE 61b AGE-SEX STANDARDISED PREVALENCE (PER 100,000 PER YEAR) FOR ADMISSIONS TO PAEDIATRIC INTENSIVE CARE BY CCG/HB/COUNTY IN THE UNITED KINGDOM AND REPUBLIC OF IRELAND, 2014 - 2016

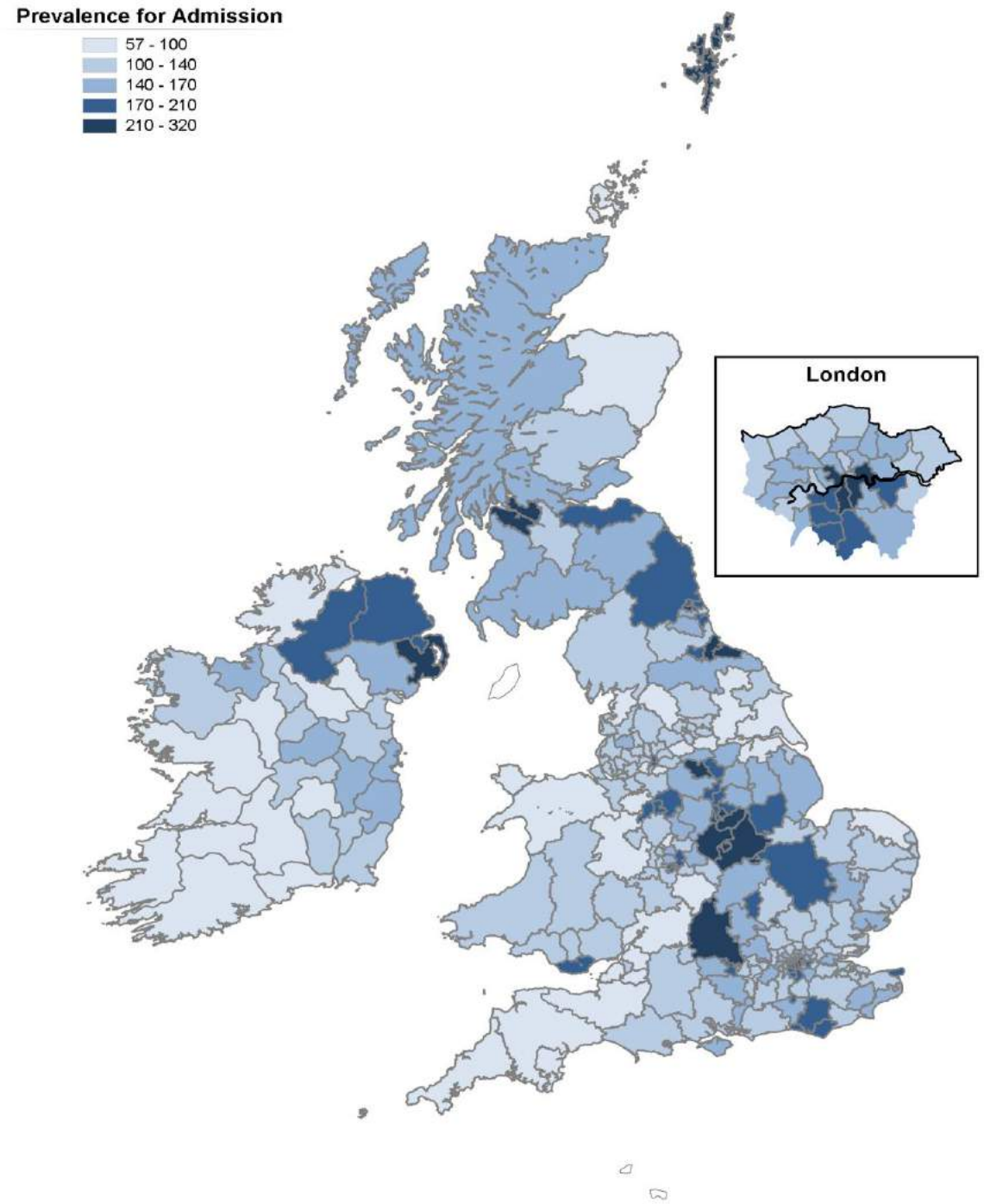

Contains National Statistics data © Crown copyright and database right 2017 Contains Ordnance Survey data © Crown copyright and database right 2017

FIGURE 61c PREVALENCE IN THE UK AND THE REPUBLIC OF IRELAND (PER 100,000 PER YEAR) 2014 - 2016, WITH 95% CONFIDENCE INTERVALS

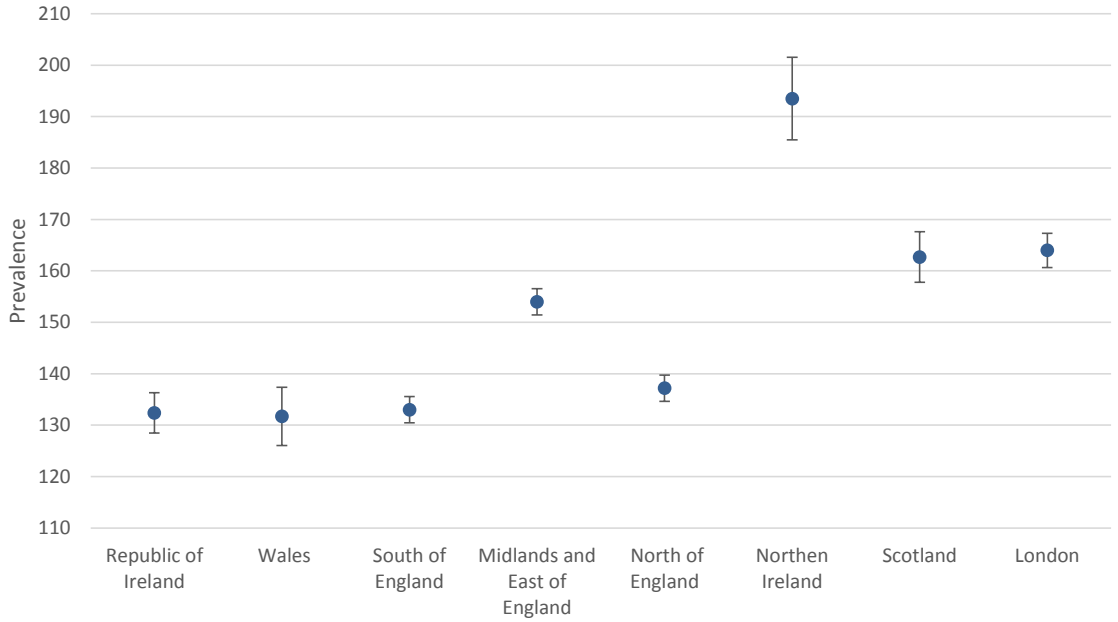

CHILDREN IN ADULT INTENSIVE CARE UNITS

Data on children (under 16 years) treated in adult intensive care units (AICUs), including age in months, sex, date of admission and discharge, outcome, discharge location and admission diagnosis, were provided by the Intensive Care National Audit & Research Centre (ICNARC), to whom we are very grateful. Signed consent was obtained from the unit director of each AICU. The data is from hospitals who have agreed to the release of data to PICANet and have reported admissions of children only. This report gives information on children admitted to units in England, but 9 units in Wales and 5 in Northern Ireland have also agreed to the supply of data. One unit in England submits data to PICANet as well as ICNARC and is excluded here.

INDEX TO CHILDREN RECEIVING CARE IN ADULT INTENSIVE CARE UNITS (AICUs)

TABLE 62 ADMISSION OF CHILDREN TO AICUs BY AGE AND SEX, ENGLAND, 2014 - 2016

TABLE 63 ADMISSION OF CHILDREN TO AICUs BY AGE AND MONTH OF ADMISSION, ENGLAND, 2014 - 2016

TABLE 64 ADMISSION OF CHILDREN TO AICUs BY AGE AND DIAGNOSTIC GROUP, ENGLAND, 2014 - 2016

TABLE 65 MORTALITY OF CHILDREN ADMITTED TO AICUs BY AGE AND DIAGNOSTIC GROUP, ENGLAND, 2014 - 2016

TABLE 66 DISCHARGE DESTINATION FOR CHILDREN ADMITTED TO AICUs, ENGLAND, 2014 - 2016

TABLE 67 LENGTH OF STAY FOR SURVIVING CHILDREN ADMITTED TO AICUs, ENGLAND, 2014 - 2016

TABLE 62 ADMISSION OF CHILDREN TO AICUs BY AGE AND SEX, ENGLAND, 2014 - 2016

Year	Sex	AGE GROUP (YEARS) <1		1-4		5-10		11-15		Total	
		n	%	n	%	n	%	n	%	n	%
2014	Female	41	(15.8)	79	(30.5)	42	(16.2)	97	(37.5)	259	(46.4)
	Male	58	(19.4)	88	(29.4)	49	(16.4)	104	(34.8)	299	(53.6)
Total		99	(35.2)	167	(59.9)	91	(32.6)	201	(72.2)	558	(100.0)
2015	Female	37	(13.5)	70	(25.5)	43	(15.6)	125	(45.5)	275	(45.0)
	Male	71	(21.1)	101	(30.1)	70	(20.8)	94	(28.0)	336	(55.0)
Total		108	(34.6)	171	(55.5)	113	(36.5)	219	(73.4)	611	(100.0)
2016	Female	37	(13.4)	78	(28.2)	34	(12.3)	128	(46.2)	277	(47.0)
	Male	68	(21.8)	72	(23.1)	64	(20.5)	108	(34.6)	312	(53.0)
Total		105	(35.2)	150	(51.2)	98	(32.8)	236	(80.8)	589	(100.0)
Grand Total		312	(17.7)	488	(27.8)	302	(17.2)	656	(37.3)	1,758	(100.0)

Source: Intensive Care National Audit Research Centre (ICNARC)

TABLE 63 ADMISSION OF CHILDREN TO AICUs BY AGE AND MONTH OF ADMISSION, ENGLAND, 2014 - 2016

Year / Month	AGE GROUP (YEARS) <1		1-4		5-10		11-15		Total	
	n	%	n	%	n	%	n	%	n	%
2014										
1	7	(15.2)	12	(26.1)	9	(19.6)	18	(39.1)	**46**	**(8.2)**
2	13	(27.7)	14	(29.8)	4	(8.5)	16	(34.0)	**47**	**(8.4)**
3	8	(17.8)	14	(31.1)	8	(17.8)	15	(33.3)	**45**	**(8.1)**
4	8	(16.0)	15	(30.0)	9	(18.0)	18	(36.0)	**50**	**(9.0)**
5	4	(6.9)	23	(39.7)	10	(17.2)	21	(36.2)	**58**	**(10.4)**
6	4	(9.5)	13	(31.0)	6	(14.3)	19	(45.2)	**42**	**(7.5)**
7	6	(14.3)	14	(33.3)	8	(19.0)	14	(33.3)	**42**	**(7.5)**
8	5	(15.2)	9	(27.3)	8	(24.2)	11	(33.3)	**33**	**(5.9)**
9	6	(13.0)	10	(21.7)	10	(21.7)	20	(43.5)	**46**	**(8.2)**
10	8	(20.5)	10	(25.6)	3	(7.7)	18	(46.2)	**39**	**(7.0)**
11	3	(7.9)	14	(36.8)	4	(10.5)	17	(44.7)	**38**	**(6.8)**
12	27	(37.5)	19	(26.4)	12	(16.7)	14	(19.4)	**72**	**(12.9)**
Total	**99**	**(17.7)**	**167**	**(29.9)**	**91**	**(16.3)**	**201**	**(36.0)**	**558**	**(100.0)**
2015										
1	11	(19.6)	22	(39.3)	6	(10.7)	17	(30.4)	**56**	**(9.2)**
2	9	(19.6)	13	(28.3)	12	(26.1)	12	(26.1)	**46**	**(7.5)**
3	8	(12.7)	17	(27.0)	13	(20.6)	25	(39.7)	**63**	**(10.3)**
4	12	(27.3)	9	(20.5)	7	(15.9)	16	(36.4)	**44**	**(7.2)**
5	6	(13.0)	10	(21.7)	14	(30.4)	16	(34.8)	**46**	**(7.5)**
6	3	(5.5)	12	(21.8)	10	(18.2)	30	(54.5)	**55**	**(9.0)**
7	5	(11.9)	15	(35.7)	6	(14.3)	16	(38.1)	**42**	**(6.9)**
8	2	(6.1)	6	(18.2)	6	(18.2)	19	(57.6)	**33**	**(5.4)**
9	4	(12.5)	10	(31.3)	7	(21.9)	11	(34.4)	**32**	**(5.2)**
10	5	(10.4)	15	(31.3)	9	(18.8)	19	(39.6)	**48**	**(7.9)**
11	14	(20.3)	23	(33.3)	10	(14.5)	22	(31.9)	**69**	**(11.3)**
12	29	(37.7)	19	(24.7)	13	(16.9)	16	(20.8)	**77**	**(12.6)**
Total	**108**	**(17.7)**	**171**	**(28.0)**	**113**	**(18.5)**	**219**	**(35.8)**	**611**	**(100.0)**
2016										
1	11	(21.6)	8	(15.7)	8	(15.7)	24	(47.1)	**51**	**(8.7)**
2	3	(8.3)	8	(22.2)	9	(25.0)	16	(44.4)	**36**	**(6.1)**
3	3	(5.9)	13	(25.5)	17	(33.3)	18	(35.3)	**51**	**(8.7)**
4	8	(20.5)	9	(23.1)	4	(10.3)	18	(46.2)	**39**	**(6.6)**
5	3	(7.0)	15	(34.9)	10	(23.3)	15	(34.9)	**43**	**(7.3)**
6	5	(9.6)	17	(32.7)	4	(7.7)	26	(50.0)	**52**	**(8.8)**
7	3	(7.1)	13	(31.0)	3	(7.1)	23	(54.8)	**42**	**(7.1)**
8	6	(16.2)	10	(27.0)	7	(18.9)	14	(37.8)	**37**	**(6.3)**
9	11	(23.4)	9	(19.1)	4	(8.5)	23	(48.9)	**47**	**(8.0)**
10	10	(20.4)	15	(30.6)	3	(6.1)	21	(42.9)	**49**	**(8.3)**
11	21	(29.6)	13	(18.3)	20	(28.2)	17	(23.9)	**71**	**(12.1)**
12	21	(29.6)	20	(28.2)	9	(12.7)	21	(29.6)	**71**	**(12.1)**
Total	**105**	**(17.8)**	**150**	**(25.5)**	**98**	**(16.6)**	**236**	**(40.1)**	**589**	**(100.0)**
Grand Total	**312**	**(17.7)**	**488**	**(27.8)**	**302**	**(17.2)**	**656**	**(37.3)**	**1,758**	**(100.0)**

Source: Intensive Care National Audit Research Centre (ICNARC)

TABLE 64 ADMISSION OF CHILDREN TO AICUs BY AGE AND DIAGNOSTIC GROUP, ENGLAND, 2014 - 2016

Year / Diagnostic Group	AGE GROUP (YEARS) <1		1-4		5-10		11-15		Total	
	n	%	n	%	n	%	n	%	n	%
2014										
Neurological	18	(10.5)	77	(45.0)	38	(22.2)	38	(22.2)	**171**	**(30.6)**
Cardiovascular	12	(48.0)	5	(20.0)	2	(8.0)	6	(24.0)	**25**	**(4.5)**
Respiratory	63	(30.1)	62	(29.7)	37	(17.7)	47	(22.5)	**209**	**(37.5)**
Oncology	0	(0.0)	2	(33.3)	2	(33.3)	2	(33.3)	**6**	**(1.1)**
Infection	4	(16.0)	7	(28.0)	2	(8.0)	12	(48.0)	**25**	**(4.5)**
Musculoskeletal	0	(0.0)	0	(0.0)	1	(3.7)	26	(96.3)	**27**	**(4.8)**
Gastrointestinal	0	(0.0)	2	(9.1)	4	(18.2)	16	(72.7)	**22**	**(3.9)**
Other	1	(2.5)	7	(17.5)	3	(7.5)	29	(72.5)	**40**	**(7.2)**
Blood / lymphatic	0	(0.0)	0	(0.0)	0	(0.0)	2	(100.0)	**2**	**(0.4)**
Trauma	1	(5.3)	4	(21.1)	1	(5.3)	13	(68.4)	**19**	**(3.4)**
Endocrine / metabolic	0	(0.0)	1	(9.1)	1	(9.1)	9	(81.8)	**11**	**(2.0)**
Body wall and cavities	0	(0.0)	0	(0.0)	0	(0.0)	1	(100.0)	**1**	**(0.2)**
Total	**99**	**(17.7)**	**167**	**(29.9)**	**91**	**(16.3)**	**201**	**(36.0)**	**558**	**(100.0)**
2015										
Neurological	16	(10.1)	74	(46.8)	36	(22.8)	32	(20.3)	**158**	**(25.9)**
Cardiovascular	6	(46.2)	1	(7.7)	1	(7.7)	5	(38.5)	**13**	**(2.1)**
Respiratory	74	(29.8)	74	(29.8)	47	(19.0)	53	(21.4)	**248**	**(40.6)**
Oncology	1	(20.0)	0	(0.0)	1	(20.0)	3	(60.0)	**5**	**(0.8)**
Infection	8	(27.6)	8	(27.6)	6	(20.7)	7	(24.1)	**29**	**(4.7)**
Musculoskeletal	0	(0.0)	0	(0.0)	2	(6.3)	30	(93.8)	**32**	**(5.2)**
Gastrointestinal	0	(0.0)	3	(10.3)	6	(20.7)	20	(69.0)	**29**	**(4.7)**
Other	0	(0.0)	6	(12.2)	2	(4.1)	41	(83.7)	**49**	**(8.0)**
Blood / lymphatic	0	(0.0)	2	(25.0)	2	(25.0)	4	(50.0)	**8**	**(1.3)**
Trauma	1	(6.7)	1	(6.7)	3	(20.0)	10	(66.7)	**15**	**(2.5)**
Endocrine / metabolic	2	(9.5)	2	(9.5)	6	(28.6)	11	(52.4)	**21**	**(3.4)**
Body wall and cavities	0	(0.0)	0	(0.0)	1	(33.3)	2	(66.7)	**3**	**(0.5)**
Missing	0	(0.0)	0	(0.0)	0	(0.0)	1	(100.0)	**1**	**(0.2)**
Total	**108**	**(17.7)**	**171**	**(28.0)**	**113**	**(18.5)**	**219**	**(35.8)**	**611**	**(100.0)**
2016										
Neurological	26	(17.2)	62	(41.1)	29	(19.2)	34	(22.5)	**151**	**(25.6)**
Cardiovascular	3	(27.3)	1	(9.1)	1	(9.1)	6	(54.5)	**11**	**(1.9)**
Respiratory	63	(29.0)	67	(30.9)	44	(20.3)	43	(19.8)	**217**	**(36.8)**
Oncology	0	(0.0)	0	(0.0)	0	(0.0)	5	(100.0)	**5**	**(0.8)**
Infection	12	(33.3)	8	(22.2)	8	(22.2)	8	(22.2)	**36**	**(6.1)**
Musculoskeletal	0	(0.0)	1	(2.8)	1	(2.8)	34	(94.4)	**36**	**(6.1)**
Gastrointestinal	0	(0.0)	0	(0.0)	3	(13.0)	20	(87.0)	**23**	**(3.9)**
Other	0	(0.0)	7	(11.3)	7	(11.3)	48	(77.4)	**62**	**(10.5)**
Blood / lymphatic	0	(0.0)	0	(0.0)	1	(33.3)	2	(66.7)	**3**	**(0.5)**
Trauma	1	(5.0)	2	(10.0)	3	(15.0)	14	(70.0)	**20**	**(3.4)**
Endocrine / metabolic	0	(0.0)	2	(8.3)	1	(4.2)	21	(87.5)	**24**	**(4.1)**
Body wall and cavities	0	(0.0)	0	(0.0)	0	(0.0)	1	(100.0)	**1**	**(0.2)**
Total	**105**	**(17.8)**	**150**	**(25.5)**	**98**	**(16.6)**	**236**	**(40.1)**	**589**	**(100.0)**
Grand Total	**312**	**(17.7)**	**488**	**(27.8)**	**302**	**(17.2)**	**656**	**(37.3)**	**1,758**	**(100.0)**

Source: Intensive Care National Audit Research Centre (ICNARC)

TABLE 65 MORTALITY OF CHILDREN ADMITTED TO AICUs BY AGE AND DIAGNOSTIC GROUP, ENGLAND, 2014 - 2016

Year / Diagnostic Group	AGE GROUP (YEARS) <1		1-4		5-10		11-15		Total	
	n	%	n	%	n	%	n	%	n	%
2014										
Neurological	0	(0.0)	0	(0.0)	0	(0.0)	2	(100.0)	**2**	**(40.0)**
Respiratory	0	(0.0)	0	(0.0)	0	(0.0)	2	(100.0)	**2**	**(40.0)**
Gastrointestinal	0	(0.0)	1	(100.0)	0	(0.0)	0	(0.0)	**1**	**(20.0)**
Total	**0**	**(0.0)**	**1**	**(20.0)**	**0**	**(0.0)**	**4**	**(80.0)**	**5**	**(100.0)**
2015										
Neurological	1	(16.7)	0	(0.0)	1	(16.7)	4	(66.7)	**6**	**(42.9)**
Cardiovascular	0	(0.0)	0	(0.0)	0	(0.0)	2	(100.0)	**2**	**(14.3)**
Respiratory	1	(33.3)	1	(33.3)	0	(0.0)	1	(33.3)	**3**	**(21.4)**
Infection	0	(0.0)	0	(0.0)	0	(0.0)	1	(100.0)	**1**	**(7.1)**
Other	0	(0.0)	0	(0.0)	0	(0.0)	2	(100.0)	**2**	**(14.3)**
Total	**2**	**(14.3)**	**1**	**(7.1)**	**1**	**(7.1)**	**10**	**(71.4)**	**14**	**(100.0)**
2016										
Neurological	0	(0.0)	1	(25.0)	0	(0.0)	3	(75.0)	**4**	**(40.0)**
Cardiovascular	0	(0.0)	0	(0.0)	0	(0.0)	2	(100.0)	**2**	**(20.0)**
Respiratory	0	(0.0)	1	(100.0)	0	(0.0)	0	(0.0)	**1**	**(10.0)**
Infection	0	(0.0)	1	(100.0)	0	(0.0)	0	(0.0)	**1**	**(10.0)**
Other	0	(0.0)	0	(0.0)	0	(0.0)	1	(100.0)	**1**	**(10.0)**
Trauma	1	(100.0)	0	(0.0)	0	(0.0)	0	(0.0)	**1**	**(10.0)**
Total	**1**	**(10.0)**	**3**	**(30.0)**	**0**	**(0.0)**	**6**	**(60.0)**	**10**	**(100.0)**
Grand Total	**3**	**(10.3)**	**5**	**(17.2)**	**1**	**(3.4)**	**20**	**(69.0)**	**29**	**(100.0)**

Source: Intensive Care National Audit Research Centre (ICNARC)

TABLE 66 DISCHARGE DESTINATION FOR CHILDREN ADMITTED TO AICUs, ENGLAND, 2014 - 2016

Year	Discharge destination	Total	
		n	%
2014	Discharged to PICU	317	(56.8)
	Discharged elsewhere	236	(42.3)
	Died	5	(0.9)
Total		558	(100.0)
2015	Discharged to PICU	345	(56.5)
	Discharged elsewhere	252	(41.2)
	Died	14	(2.3)
Total		611	(100.0)
2016	Discharged to PICU	299	(50.8)
	Discharged elsewhere	280	(47.5)
	Died	10	(1.7)
Total		589	(100.0)
Grand Total		1,758	(100.0)

Source: Intensive Care National Audit Research Centre (ICNARC)

TABLE 67 LENGTH OF STAY FOR SURVIVING CHILDREN ADMITTED TO AICUs, ENGLAND, 2014 - 2016

Year / LOS	AGE GROUP (YEARS)			
	<1	1-4	5-10	11-15
2014				
Median length of stay	1	1	1	2
Range (days)	1-2	1-3	1-5	1-121
2015				
Median length of stay	1	1	1	2
Range (days)	1-3	1-4	1-4	1-39
2016				
Median length of stay	1	1	1	2
Range (days)	1-2	1-3	1-4	1-17

Source: Intensive Care National Audit Research Centre (ICNARC)

DAILY ACTIVITY DATA (THE PAEDIATRIC CRITICAL CARE MINIMUM DATASET)

PICANet have received daily activity data from 33 organisations in 2014 - 2016. This data covers patients of all paediatric age categories.

The purpose of the PCCMDS is to provide the basis for payment by results (PbR) through the establishment of healthcare resource groups (HRGs). They were specified to take into account differing levels of activity in PICU:

XB09Z - Enhanced Care
XB07Z - High Dependency
XB06Z - High Dependency Advanced
XB05Z - Intensive Care Basic
XB04Z - Intensive Care Basic Enhanced
XB03Z - Intensive Care Advanced
XB02Z - Intensive Care Advanced Enhanced
XB01Z - Intensive Care - ECMO / ECLS

The data received by PICANet have been grouped into these HRGs, by PICU. This data is summarised in figure PCCMDS 1. We report results for identified PICUs. There is still wide variation in the level of intensive care activity delivered in different units. Some of this variation may reflect differences in practice between cardiac and non-cardiac PICUs that make like-for-like comparisons less clear.

The total here is the number of admissions for which PCCMDS data is available.

REFERENCE

The Casemix Service. HRG4 2013/14 Reference Costs Payment Grouper.

Copyright © 2014, The Health and Social Care Information Centre.

INDEX TO PCCMDS DATA

FIGURE PCCMDS 1 ACTIVITY BY HEALTH ORGANISATION, 2014 - 2016

TABLE PCCMDS 2 DAILY HRG ACTIVITY, 2014 - 2016

TABLE PCCMDS 3 NUMBER OF ACTIVITIES PER DAY, 2014 - 2016

FIGURE PCCMDS 4 PREDICTED AND OBSERVED DEATH RATES BY INITIAL HRG, 2014 - 2016

FIGURE PCCMDS 1 ACTIVITY BY HEALTH ORGANISATION, 2014 - 2016

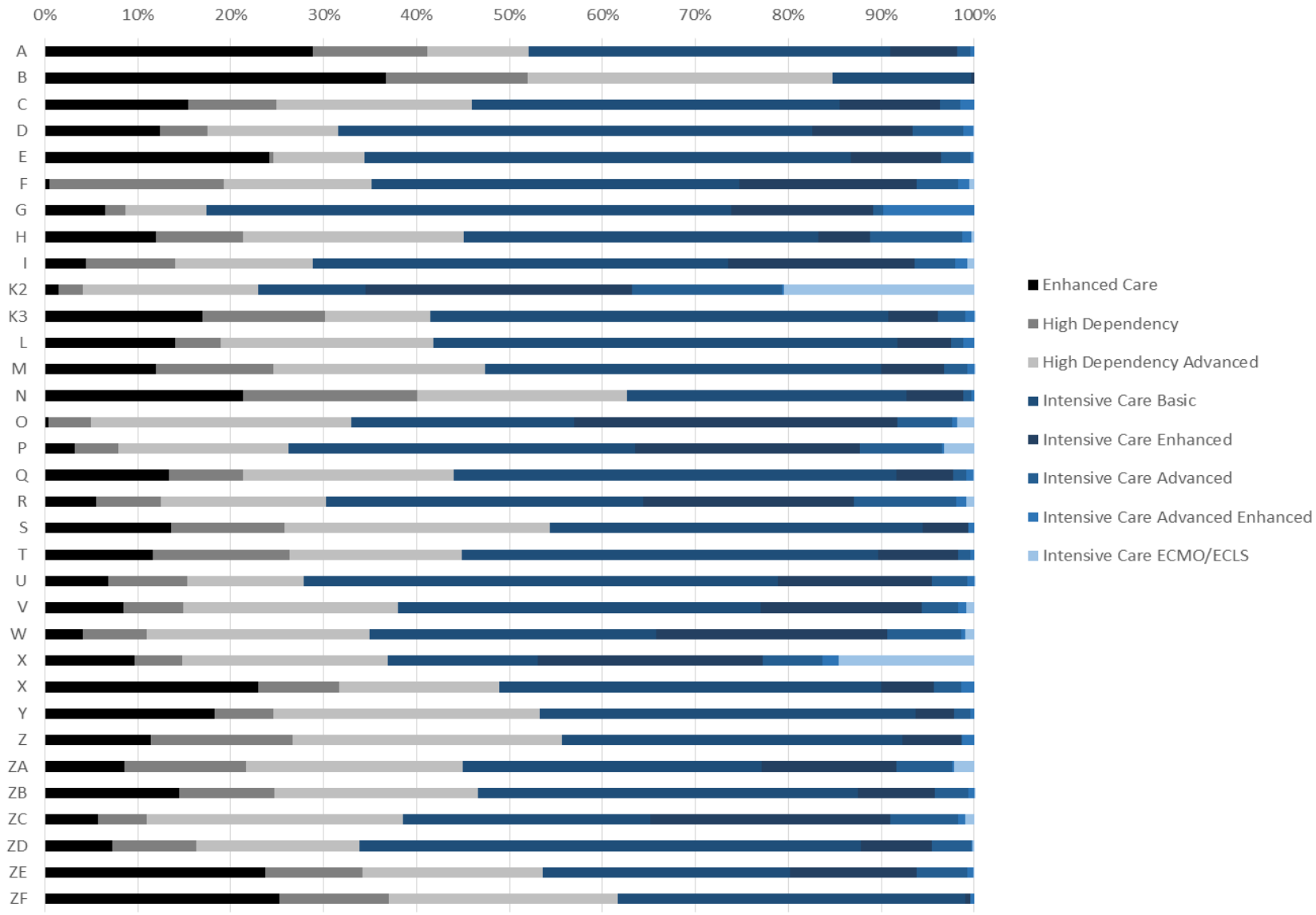

TABLE PCCMDS 2 DAILY HRG ACTIVITY, 2014 - 2016

Code	HRG	Days	%
UZ01Z	Unable to group	4555	(1.1)
XB09Z	Enhanced Care	41963	(10.6)
XB07Z	High Dep	34207	(8.6)
XB06Z	High Dep Adv	79843	(20.2)
XB05Z	Int Care Basic	145367	(36.7)
XB04Z	Int Care Enhanced	61362	(15.5)
XB03Z	Int Care Advanced	19151	(4.8)
XB02Z	Int Care Adv Enh	2877	(0.7)
XB01Z	Int Care ECMO/ECLS	6789	(1.7)
Total		396,114	(100.0)

Unable to Group are mostly those with combinations of activities no longer regarded as high dependency, as well as some where problems arise in aspects of the grouper other than activity e.g. Diagnosis

TABLE PCCMDS 3 NUMBER OF ACTIVITIES PER DAY, 2014 - 2016

Number of activities	Days	% of Days
0	6484	(1.6)
1	15820	(4.0)
2	34783	(8.8)
3	52896	(13.4)
4	86439	(21.8)
5	75996	(19.2)
6	48773	(12.3)
7	40911	(10.3)
8	21352	(5.4)
9	8579	(2.2)
10	2979	(0.8)
11	863	(0.2)
12	204	(0.1)
13	30	(0.0)
14	5	(0.0)
Total	396,114	(100.0)

FIGURE PCCMDS 4 PREDICTED AND OBSERVED DEATH RATES BY INITIAL HRG, 2014 - 2016

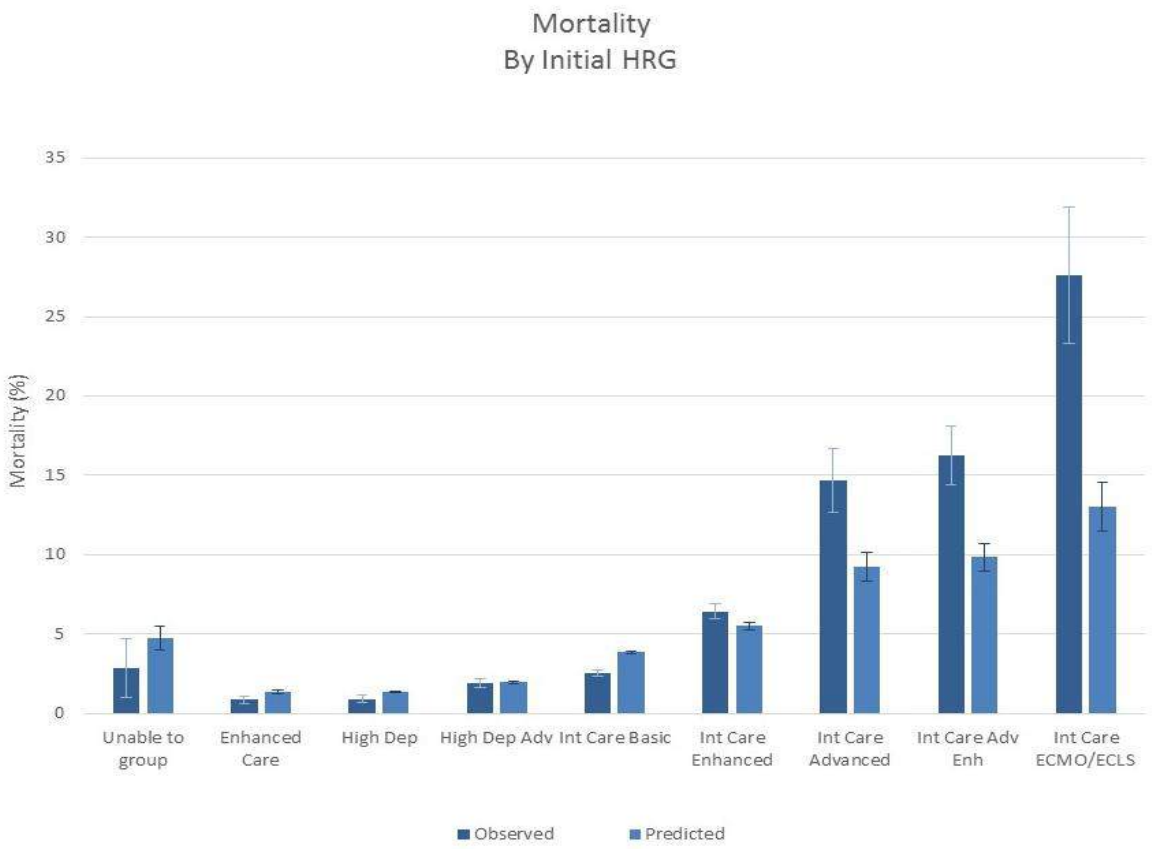

Predicted mortality is based on PIM2r

DATA QUALITY REPORT

This report on data quality comprises of 2 parts: a report on the validation visits carried out by two members of the PICANet team to PICUs, where data entered on PICANet records is compared with that in notes of a sample of patients, and a central report on the completeness of the information held on the PICANet server.

UNIT VALIDATION VISITS - 2014/15 - 2015/16 -2016/17

Between October 2016 and April 2017 fourteen PICUs received validation visits by a PICANet observer. At the time of the validation visit all units had been migrated to PICANet Web.

At each visit the units are asked to provide 10 sets of case notes for consecutive admissions, before a specified date three months prior to the visit. Ideally 100% of the records should be available and Table DQ1 shows that this was achieved in all units.

The validation visits enable an assessment of data accuracy to be carried out and assists with the detection of systematic errors.

Table DQ1 shows the number of admission events reviewed, visit date and the total number of discrepancies noted during each validation visit.

Figures DQ1 and DQ2 have been removed from the report following a critical appraisal of the utility and accessibility of all tables and figures.

Table DQ2 shows the number of discrepancies per set of admission notes reviewed over the reported years.

Figure DQ3 shows the percentage of cases with at least one discrepancy by category.

Figure DQ4 shows the percentage of cases with discrepancy for each variable.

Table DQ5 shows the differences in the admission count between the units' admission book and the number of admission events submitted to PICANet, for twelve complete months prior to the date of the validation visit - the visit date period. Units are asked to review any differences identified by this process and ensure that all admission events are submitted to PICANet web. In units where PICANet are unable to undertake an independent count (for example, where there are no admission books), alternative methods of checking submission completeness are investigated.

CENTRAL VALIDATION

This section of the data quality report deals with the data as recorded on the PICANet server and is concerned only with whether the data is complete and valid, not with whether it is correct.

Table DQ6 shows completeness by data item.

Table DQ7 has been removed from the report following a critical appraisal of the utility and accessibility of all tables and figures.

Table DQ8 shows the data completeness by organisation for the three year reporting period.

Figure DQ9 shows the percentage of all non-valid NHS number submissions for each health organisation.

The NHS number provides a unique identifier which links repeat admissions to PICU and also permits linkage to other datasets such as Hospital Episode Statistics (HES), permitting longer term follow up of children admitted to PICUs.

Table DQ10 shows the recording of 30 day follow–up by health organisation. In 2014 the report was altered to separate 'not known' from other valid values to give a truer picture of data collection in this field.

Figure DQ10 has been removed from the report following a critical appraisal of the utility and accessibility of all tables and figures.

Table DQ11 shows data submission status within 3 months of discharge by health organisation for 2015 and 2016 only. This table presents the number of complete records submitted to PICANet within 3 months of patient discharge to show compliance with PICS Standard 181: 'The unit should be submitting the required dataset to PICANet within three months of discharge'. Figures are presented for 2015 and 2016 reporting the submission of admission events recorded after the migration of the unit to PICANet Web. This provides benchmark figures to examine whether completion rates improve over time. It only contains admissions which began after the organisation began using the PICANet Web system.

For an item to be valid it must pass a suitable validation check (e.g. postcode that exists or NHS number that passes the modulus 11 check).

An exception can be given to any validation rule to indicate that the data will not pass the validation check. An exception could indicate that the value is correct even if it is outside of the expected range. Exceptions are usually granted to individual records, for example if the data item is not available and will not become available e.g. no blood gas was recorded in the first hour, however they are sometimes granted to units if they do not collect a particular non-compulsory data item.

INDEX TO DATA QUALITY

TABLE DQ1 NUMBER OF DISCREPANCIES FOR ADMISSION NOTES REVIEWED, OCTOBER 2016 - APRIL 2017

TABLE DQ2 FREQUENCY OF NUMBER OF DISCREPANCIES FOUND PER CASE, 2014/15 - 2016/17

FIGURE DQ3 PERCENTAGE OF CASES WITH AT LEAST ONE DISCREPANCY BY CATEGORY, OCTOBER 2016 - APRIL 2017

FIGURE DQ4 PERCENTAGE OF DISCREPANCIES FOUND BY VARIABLE OCTOBER 2016 - APRIL 2017

TABLE DQ5 DIFFERENCES IN ADMISSION COUNT BETWEEN THE UNIT'S ADMISSION BOOK AND NUMBER SUBMITTED TO PICANet, 2016/2017

TABLE DQ6 DATA COMPLETENESS BY ITEM, 2014 - 2016

TABLE DQ8 DATA COMPLETENESS BY HEALTH ORGANISATION, 2014 - 2016

TABLE DQ9 COMPLETENESS FOR NHS NUMBER BY HEALTH ORGANISATION, 2014 - 2016

FIGURE DQ9 COMPLETENESS FOR NHS NUMBER BY HEALTH ORGANISATION, 2014 - 2016

TABLE DQ10 COMPLETENESS FOR 30 DAY FOLLOW - UP BY HEALTH ORGANISATION, 2014 - 2016

TABLE DQ11 DATA SUBMISSION STATUS WITHIN 3 MONTHS OF DISCHARGE BY HEALTH ORGANISATION, 2015 - 2016

TABLE DQ1 NUMBER OF DISCREPANCIES FOR ADMISSION NOTES REVIEWED, OCTOBER 2016 - APRIL 2017

Date Visited		Organisation	No. of admission events reviewed	Total No. of discrepancies
Year	Month			
2016	Oct	X2	10	35
	Nov	H	10	42
		V	10	23
	Dec	A	10	37
2017	Jan	X1	10	24
	Feb	ZA	10	34
	Mar	C	10	27
		P	10	27
		Y	10	20
		ZC	10	12
		ZD	10	7
	Apr	K3	11	15
		K2	10	16
		S	10	27

A staff vacancy in 2016 limited the number of validation visits

TABLE DQ2 FREQUENCY OF NUMBER OF DISCREPANCIES FOUND PER CASE, 2013/14 - 2015/16

Year	No. of cases	Number of discrepancies	Mean discrepancies per case
2014/15	165	352	(2.1)
2015/16	159	237	(1.5)
2016/17	141	346	(2.5)

FIGURE DQ3 PERCENTAGE OF CASES WITH AT LEAST ONE DISCREPANCY BY CATEGORY, OCTOBER 2016 - APRIL 2017

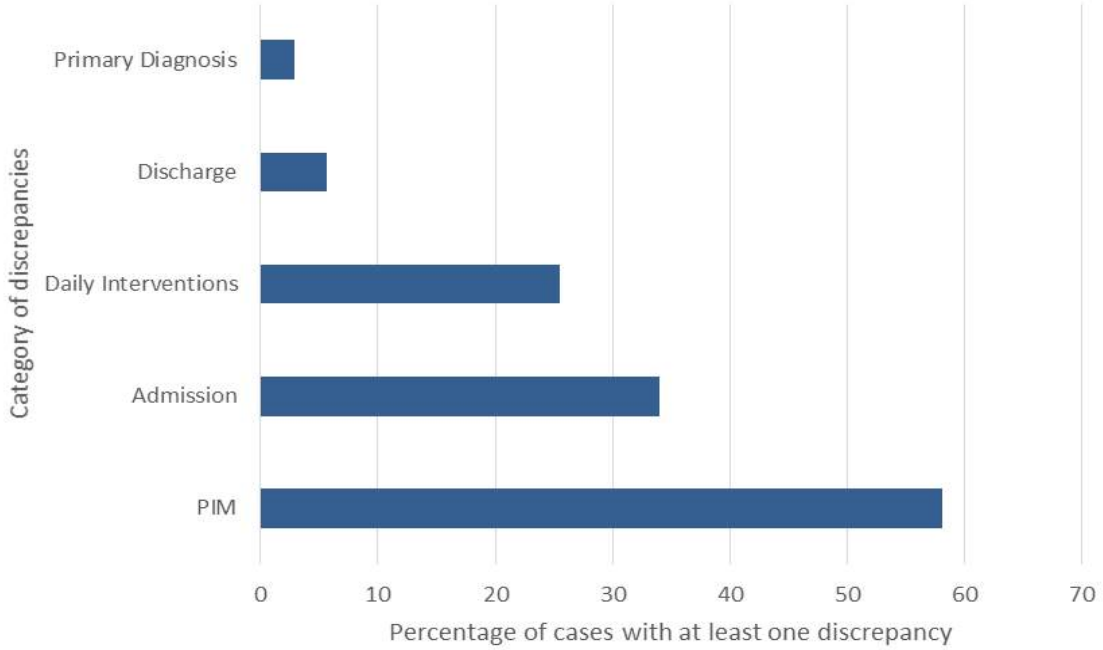

FIGURE DQ4 PERCENTAGE OF DISCREPANCIES FOUND BY VARIABLE, OCTOBER 2016 - APRIL 2017

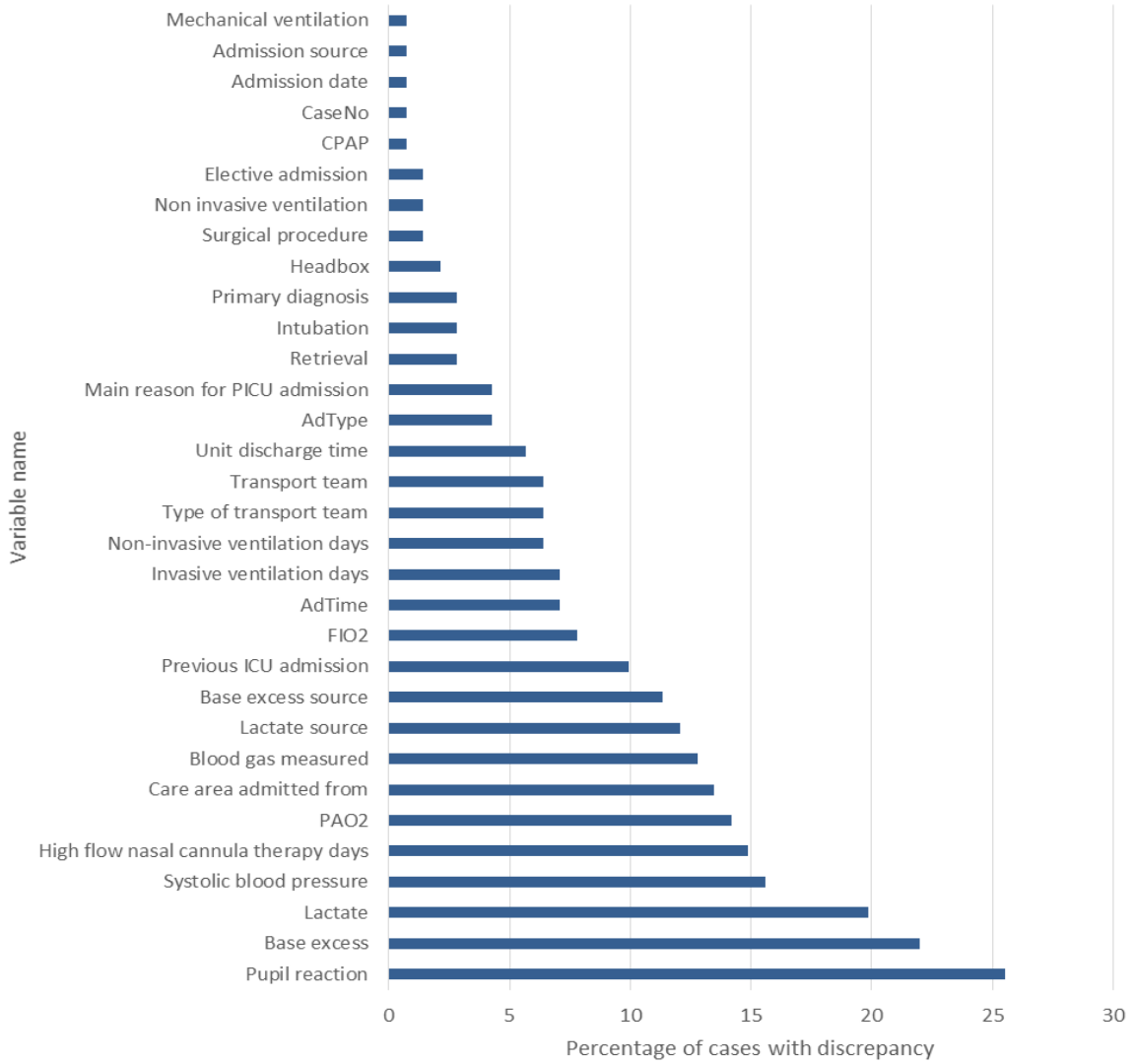

TABLE DQ5 DIFFERENCES IN ADMISSION COUNT BETWEEN THE UNIT'S ADMISSION BOOK AND NUMBER SUBMITTED TO PICANet, 2016/2017

Organisation	Visit Count	Number recorded on PICANet Web for period at visit date	Difference at time of visit	Number recorded on PICANet Web - for visit date period - reviewed May 2017	Difference between visit count and PICANet Web May 2017	Comment
A		643		645		Data imported from clinical information system - unable to complete independent count of admissions
C	525	525	0	526	1	
H		580		581		Admission to CCCU recorded according to level of care - children may be transferred between intensive care and high dependency leading to duplicate entries in separate admission books - unable to complete an independent count of admissions
K2	323	304	-19	307	0	Infants transferred for a cardiac procedure but receiving all care by the DGH team and patients admitted for day case dialysis or line removal are not recorded on PICANet Web
K3	642	626	-16	637	-5	
P	956	957	1	956	0	
S	186	178	-8	175	-11	
V	1391	1259	-132	1391	0	
X1	467	463	-4	465	-2	
X2	409	410	0	410	0	
Y	715	499	-27	526	0	Unit deleted events for non-PIC admissions
ZA	1010	995	-15	1004	-6	Unit figures downloaded from patient administration system - unable to complete independent count of admissions
ZC		1048		1052		Single admission event submitted for episode of care but children may be transferred between two PICUs leading to duplicate entries in the admission books - unable to undertake an independent count
ZD	378	378	0	378	0	

TABLE DQ6 DATA COMPLETENESS BY DATA ITEM, 2014 - 2016

Field	Eligible	COMPLETE						INCOMPLETE					
		Valid		Exceptions		Total		Invalid		Blank		Total	
		n	(%)	n	(%)	n	(%)	n	(%)	n	(%)	n	(%)
Admission Date	61,474	61,459	(100.0)	0	(0.0)	61,459	(100.0)	15	(0.0)	0	(0.0)	15	(0.0)
Address 1	56,345	56,144	(99.6)	171	(0.3)	56,315	(99.9)	0	(0.0)	30	(0.1)	30	(0.1)
Admission Number	61,474	61,251	(99.6)	212	(0.3)	61,463	(100.0)	0	(0.0)	11	(0.0)	11	(0.0)
Admission Time	61,474	61,365	(99.8)	109	(0.2)	61,474	(100.0)	0	(0.0)	0	(0.0)	0	(0.0)
Admission Type	61,474	61,389	(99.9)	85	(0.1)	61,474	(100.0)	0	(0.0)	0	(0.0)	0	(0.0)
Base Excess in arterial or capillary blood	43,194	40,623	(94.0)	2,569	(5.9)	43,192	(100.0)	2	(0.0)	0	(0.0)	2	(0.0)
Blood Gas in First Hour	61,474	60,972	(99.2)	502	(0.8)	61,474	(100.0)	0	(0.0)	0	(0.0)	0	(0.0)
BPSys (Systolic Blood Pressure)	61,474	55,361	(90.1)	6,113	(9.9)	61,474	(100.0)	0	(0.0)	0	(0.0)	0	(0.0)
Care Area Admission	60,956	60,294	(98.9)	662	(1.1)	60,956	(100.0)	0	(0.0)	0	(0.0)	0	(0.0)
Case Note Number	61,474	61,470	(100.0)	4	(0.0)	61,474	(100.0)	0	(0.0)	0	(0.0)	0	(0.0)
Delivery Order	2,856	2,652	(92.9)	204	(7.1)	2,856	(100.0)	0	(0.0)	0	(0.0)	0	(0.0)
Discharged for Palliative Care	59,226	59,043	(99.7)	183	(0.3)	59,226	(100.0)	0	(0.0)	0	(0.0)	0	(0.0)
Date of Birth	61,474	61,468	(100.0)	0	(0.0)	61,468	(100.0)	0	(0.0)	6	(0.0)	6	(0.0)
Date of Birth Estimated	61,474	61,468	(100.0)	6	(0.0)	61,474	(100.0)	0	(0.0)	0	(0.0)	0	(0.0)
Date of Death	2,872	2,856	(99.4)	7	(0.2)	2,863	(99.7)	0	(0.0)	9	(0.3)	9	(0.3)
Extra Corporeal Membrane Oxygenation (ECMO)	61,474	61,468	(100.0)	1	(0.0)	61,469	(100.0)	0	(0.0)	5	(0.0)	5	(0.0)
Ethnic Category	61,474	58,284	(94.8)	3,190	(5.2)	61,474	(100.0)	0	(0.0)	0	(0.0)	0	(0.0)
Family Name	56,345	56,345	(100.0)	0	(0.0)	56,345	(100.0)	0	(0.0)	0	(0.0)	0	(0.0)
Fio2 at time of PaO2 sample (oxygen inspired)	25,984	24,935	(96.0)	1,045	(4.0)	25,980	(100.0)	4	(0.0)	0	(0.0)	4	(0.0)
First Name	56,345	56,345	(100.0)	0	(0.0)	56,345	(100.0)	0	(0.0)	0	(0.0)	0	(0.0)
Follow Up 30 Days post Discharge Status	59,226	39,557	(66.8)	19,460	(32.9)	59,017	(99.6)	0	(0.0)	209	(0.4)	209	(0.4)
Gestational Age at Delivery	19,324	16,545	(85.6)	2,772	(14.3)	19,317	(100.0)	7	(0.0)	0	(0.0)	7	(0.0)
Head Box (Use of)	31,011	28,445	(91.7)	2,566	(8.3)	31,011	(100.0)	0	(0.0)	0	(0.0)	0	(0.0)
Intracranial Pressure (ICP) Device	61,474	61,464	(100.0)	4	(0.0)	61,468	(100.0)	0	(0.0)	6	(0.0)	6	(0.0)
Int Tracheostomy	61,474	59,743	(97.2)	1,730	(2.8)	61,473	(100.0)	0	(0.0)	1	(0.0)	1	(0.0)
(Associated) Intubation	31,023	30,185	(97.3)	838	(2.7)	31,023	(100.0)	0	(0.0)	0	(0.0)	0	(0.0)
Invasive Ventilation	61,474	61,469	(100.0)	0	(0.0)	61,469	(100.0)	0	(0.0)	5	(0.0)	5	(0.0)
Invasive Ventilation Days	39,633	39,631	(100.0)	0	(0.0)	39,631	(100.0)	2	(0.0)	0	(0.0)	2	(0.0)
Left Ventricular Assist Device (Lvad)	61,474	61,468	(100.0)	1	(0.0)	61,469	(100.0)	0	(0.0)	5	(0.0)	5	(0.0)
Mechanical Ventilation during 1st hour	61,474	60,068	(97.7)	1,406	(2.3)	61,474	(100.0)	0	(0.0)	0	(0.0)	0	(0.0)
Medical History Evidence	61,474	60,941	(99.1)	532	(0.9)	61,473	(100.0)	0	(0.0)	1	(0.0)	1	(0.0)
Multiple Birth	61,474	54,616	(88.8)	6,858	(11.2)	61,474	(100.0)	0	(0.0)	0	(0.0)	0	(0.0)
NHS Number	54,921	53,625	(97.6)	1,144	(2.1)	54,769	(99.7)	0	(0.0)	152	(0.3)	152	(0.3)
Non Invasive Ventilation	61,474	61,442	(99.9)	4	(0.0)	61,446	(100.0)	0	(0.0)	28	(0.0)	28	(0.0)
Non Invasive Ventilation Days	9,930	9,923	(99.9)	0	(0.0)	9,923	(99.9)	7	(0.1)	0	(0.0)	7	(0.1)
PaO2 (Oxygen Pressure)	43,194	25,880	(59.9)	17,293	(40.0)	43,173	(100.0)	21	(0.0)	0	(0.0)	21	(0.0)
Postcode	56,345	56,165	(99.7)	175	(0.3)	56,340	(100.0)	0	(0.0)	5	(0.0)	5	(0.0)
Previous ICU Admission	61,474	60,592	(98.6)	882	(1.4)	61,474	(100.0)	0	(0.0)	0	(0.0)	0	(0.0)
Primary Diagnosis	61,474	61,294	(99.7)	23	(0.0)	61,317	(99.7)	156	(0.3)	1	(0.0)	157	(0.3)
Primary Reason for Admission	61,474	61,016	(99.3)	457	(0.7)	61,473	(100.0)	0	(0.0)	1	(0.0)	1	(0.0)
Pupillary Reaction	61,474	61,474	(100.0)	0	(0.0)	61,474	(100.0)	0	(0.0)	0	(0.0)	0	(0.0)
Renal Support	61,474	61,447	(100.0)	4	(0.0)	61,451	(100.0)	0	(0.0)	23	(0.0)	23	(0.0)
Retrieval	61,474	61,382	(99.9)	92	(0.1)	61,474	(100.0)	0	(0.0)	0	(0.0)	0	(0.0)
Retrieved By	19,168	18,944	(98.8)	224	(1.2)	19,168	(100.0)	0	(0.0)	0	(0.0)	0	(0.0)
Sex	61,474	61,473	(100.0)	0	(0.0)	61,473	(100.0)	0	(0.0)	1	(0.0)	1	(0.0)
Source of Admission	61,474	61,446	(100.0)	28	(0.0)	61,474	(100.0)	0	(0.0)	0	(0.0)	0	(0.0)
Time of Death	2,239	2,232	(99.7)	7	(0.3)	2,239	(100.0)	0	(0.0)	0	(0.0)	0	(0.0)
Unit Discharge Date	61,474	61,215	(99.6)	227	(0.4)	61,442	(99.9)	23	(0.0)	9	(0.0)	32	(0.1)
Unit Discharge Destination	59,226	58,940	(99.5)	286	(0.5)	59,226	(100.0)	0	(0.0)	0	(0.0)	0	(0.0)
Unit Discharge Destination Hospital Area	55,555	55,095	(99.2)	460	(0.8)	55,555	(100.0)	0	(0.0)	0	(0.0)	0	(0.0)
Unit Discharge Status	61,474	61,465	(100.0)	0	(0.0)	61,465	(100.0)	0	(0.0)	9	(0.0)	9	(0.0)
Unit Discharge Time	61,474	61,311	(99.7)	150	(0.2)	61,461	(100.0)	1	(0.0)	12	(0.0)	13	(0.0)
VasoActive (IV vasoactive drug therapy)	61,474	61,454	(100.0)	4	(0.0)	61,458	(100.0)	0	(0.0)	16	(0.0)	16	(0.0)
Total	2,750,612	2,677,139	(97.3)	72,690	(2.6)	2,749,829	(100.0)	238	(0.0)	545	(0.0)	783	(0.0)

TABLE DQ8 DATA COMPLETENESS BY ORGANISATION, 2014 - 2016

Organisation	Eligible	COMPLETE Valid n	(%)	Exceptions n	(%)	Total n	(%)	INCOMPLETE Invalid n	(%)	Blank n	(%)	Total n	(%)
2014													
A	**28,831**	27,013	(93.7)	1,817	(6.3)	**28,830**	**(100.0)**	1	(0.0)	0	(0.0)	**1**	**(0.0)**
B	**11,889**	10,984	(92.4)	897	(7.5)	**11,881**	**(99.9)**	0	(0.0)	8	(0.1)	**8**	**(0.1)**
C	**13,617**	13,527	(99.3)	90	(0.7)	**13,617**	**(100.0)**	0	(0.0)	0	(0.0)	**0**	**(0.0)**
D	**34,235**	33,895	(99.0)	338	(1.0)	**34,233**	**(100.0)**	2	(0.0)	0	(0.0)	**2**	**(0.0)**
E1	**43,806**	42,491	(97.0)	1,291	(2.9)	**43,782**	**(99.9)**	0	(0.0)	24	(0.1)	**24**	**(0.1)**
E2	**37,570**	36,803	(98.0)	764	(2.0)	**37,567**	**(100.0)**	0	(0.0)	3	(0.0)	**3**	**(0.0)**
F	**57,970**	56,730	(97.9)	1,238	(2.1)	**57,968**	**(100.0)**	2	(0.0)	0	(0.0)	**2**	**(0.0)**
G	**517**	515	(99.6)	2	(0.4)	**517**	**(100.0)**	0	(0.0)	0	(0.0)	**0**	**(0.0)**
H	**25,266**	24,064	(95.2)	1,197	(4.7)	**25,261**	**(100.0)**	3	(0.0)	2	(0.0)	**5**	**(0.0)**
I	**37,057**	36,740	(99.1)	314	(0.8)	**37,054**	**(100.0)**	3	(0.0)	0	(0.0)	**3**	**(0.0)**
K1K3	**13,668**	13,322	(97.5)	346	(2.5)	**13,668**	**(100.0)**	0	(0.0)	0	(0.0)	**0**	**(0.0)**
K2	**26,059**	25,299	(97.1)	756	(2.9)	**26,055**	**(100.0)**	0	(0.0)	4	(0.0)	**4**	**(0.0)**
L	**14,382**	14,062	(97.8)	320	(2.2)	**14,382**	**(100.0)**	0	(0.0)	0	(0.0)	**0**	**(0.0)**
M	**18,899**	18,210	(96.4)	681	(3.6)	**18,891**	**(100.0)**	8	(0.0)	0	(0.0)	**8**	**(0.0)**
N	**32,798**	31,347	(95.6)	1,451	(4.4)	**32,798**	**(100.0)**	0	(0.0)	0	(0.0)	**0**	**(0.0)**
O	**32,518**	30,955	(95.2)	1,555	(4.8)	**32,510**	**(100.0)**	6	(0.0)	2	(0.0)	**8**	**(0.0)**
P	**46,975**	46,109	(98.2)	802	(1.7)	**46,911**	**(99.9)**	8	(0.0)	56	(0.1)	**64**	**(0.1)**
Q	**23,192**	22,833	(98.5)	359	(1.5)	**23,192**	**(100.0)**	0	(0.0)	0	(0.0)	**0**	**(0.0)**
R	**43,398**	42,776	(98.6)	616	(1.4)	**43,392**	**(100.0)**	6	(0.0)	0	(0.0)	**6**	**(0.0)**
S	**6,119**	6,011	(98.2)	108	(1.8)	**6,119**	**(100.0)**	0	(0.0)	0	(0.0)	**0**	**(0.0)**
T	**21,896**	21,358	(97.5)	538	(2.5)	**21,896**	**(100.0)**	0	(0.0)	0	(0.0)	**0**	**(0.0)**
U	**15,455**	14,936	(96.6)	517	(3.3)	**15,453**	**(100.0)**	2	(0.0)	0	(0.0)	**2**	**(0.0)**
V	**63,790**	60,936	(95.5)	2,853	(4.5)	**63,789**	**(100.0)**	1	(0.0)	0	(0.0)	**1**	**(0.0)**
W	**33,417**	32,777	(98.1)	638	(1.9)	**33,415**	**(100.0)**	2	(0.0)	0	(0.0)	**2**	**(0.0)**
X	**36,413**	35,445	(97.3)	964	(2.6)	**36,409**	**(100.0)**	0	(0.0)	4	(0.0)	**4**	**(0.0)**
Y	**17,968**	17,740	(98.7)	228	(1.3)	**17,968**	**(100.0)**	0	(0.0)	0	(0.0)	**0**	**(0.0)**
Z	**19,687**	18,577	(94.4)	1,093	(5.6)	**19,670**	**(99.9)**	3	(0.0)	14	(0.1)	**17**	**(0.1)**
ZA	**48,661**	46,876	(96.3)	1,784	(3.7)	**48,660**	**(100.0)**	1	(0.0)	0	(0.0)	**1**	**(0.0)**
ZB	**23,033**	22,851	(99.2)	182	(0.8)	**23,033**	**(100.0)**	0	(0.0)	0	(0.0)	**0**	**(0.0)**
ZC	**42,518**	42,174	(99.2)	343	(0.8)	**42,517**	**(100.0)**	1	(0.0)	0	(0.0)	**1**	**(0.0)**
ZD	**19,024**	18,947	(99.6)	77	(0.4)	**19,024**	**(100.0)**	0	(0.0)	0	(0.0)	**0**	**(0.0)**
ZE	**12,336**	11,705	(94.9)	631	(5.1)	**12,336**	**(100.0)**	0	(0.0)	0	(0.0)	**0**	**(0.0)**
ZF	**5,359**	4,856	(90.6)	502	(9.4)	**5,358**	**(100.0)**	0	(0.0)	1	(0.0)	**1**	**(0.0)**
Total	**908,323**	**882,864**	**(97.2)**	**25,292**	**(2.8)**	**908,156**	**(100.0)**	**49**	**(0.0)**	**118**	**(0.0)**	**167**	**(0.0)**
2015													
A	**27,914**	26,446	(94.7)	1,463	(5.2)	**27,909**	**(100.0)**	4	(0.0)	1	(0.0)	**5**	**(0.0)**
C	**21,034**	20,822	(99.0)	212	(1.0)	**21,034**	**(100.0)**	0	(0.0)	0	(0.0)	**0**	**(0.0)**
D	**29,270**	28,977	(99.0)	292	(1.0)	**29,269**	**(100.0)**	1	(0.0)	0	(0.0)	**1**	**(0.0)**
E1	**45,662**	44,546	(97.6)	1,116	(2.4)	**45,662**	**(100.0)**	0	(0.0)	0	(0.0)	**0**	**(0.0)**
E2	**38,622**	38,138	(98.7)	484	(1.3)	**38,622**	**(100.0)**	0	(0.0)	0	(0.0)	**0**	**(0.0)**
F	**54,273**	52,031	(95.9)	2,227	(4.1)	**54,258**	**(100.0)**	11	(0.0)	4	(0.0)	**15**	**(0.0)**
G	**1,043**	1,030	(98.8)	13	(1.2)	**1,043**	**(100.0)**	0	(0.0)	0	(0.0)	**0**	**(0.0)**
H	**25,131**	24,078	(95.8)	1,049	(4.2)	**25,127**	**(100.0)**	1	(0.0)	3	(0.0)	**4**	**(0.0)**
I	**36,760**	36,489	(99.3)	266	(0.7)	**36,755**	**(100.0)**	5	(0.0)	0	(0.0)	**5**	**(0.0)**
K2	**12,054**	11,693	(97.0)	361	(3.0)	**12,054**	**(100.0)**	0	(0.0)	0	(0.0)	**0**	**(0.0)**
K3	**26,882**	26,113	(97.1)	767	(2.9)	**26,880**	**(100.0)**	2	(0.0)	0	(0.0)	**2**	**(0.0)**
L	**15,737**	15,403	(97.9)	333	(2.1)	**15,736**	**(100.0)**	1	(0.0)	0	(0.0)	**1**	**(0.0)**
M	**32,506**	30,915	(95.1)	1,591	(4.9)	**32,506**	**(100.0)**	0	(0.0)	0	(0.0)	**0**	**(0.0)**
N	**36,821**	36,013	(97.8)	807	(2.2)	**36,820**	**(100.0)**	1	(0.0)	0	(0.0)	**1**	**(0.0)**
O	**31,365**	29,851	(95.2)	1,505	(4.8)	**31,356**	**(100.0)**	5	(0.0)	4	(0.0)	**9**	**(0.0)**
P	**44,551**	44,067	(98.9)	484	(1.1)	**44,551**	**(100.0)**	0	(0.0)	0	(0.0)	**0**	**(0.0)**
Q	**21,746**	21,292	(97.9)	438	(2.0)	**21,730**	**(99.9)**	1	(0.0)	15	(0.1)	**16**	**(0.1)**
R	**46,035**	45,190	(98.2)	831	(1.8)	**46,021**	**(100.0)**	13	(0.0)	1	(0.0)	**14**	**(0.0)**
S	**6,077**	5,974	(98.3)	103	(1.7)	**6,077**	**(100.0)**	0	(0.0)	0	(0.0)	**0**	**(0.0)**
T	**28,684**	28,264	(98.5)	417	(1.5)	**28,681**	**(100.0)**	2	(0.0)	1	(0.0)	**3**	**(0.0)**
U	**15,166**	14,620	(96.4)	541	(3.6)	**15,161**	**(100.0)**	3	(0.0)	2	(0.0)	**5**	**(0.0)**
V	**63,768**	61,999	(97.2)	1,766	(2.8)	**63,765**	**(100.0)**	3	(0.0)	0	(0.0)	**3**	**(0.0)**
W	**36,022**	35,382	(98.2)	640	(1.8)	**36,022**	**(100.0)**	0	(0.0)	0	(0.0)	**0**	**(0.0)**
X	**41,139**	39,365	(95.7)	1,769	(4.3)	**41,134**	**(100.0)**	5	(0.0)	0	(0.0)	**5**	**(0.0)**
Y	**17,639**	17,399	(98.6)	240	(1.4)	**17,639**	**(100.0)**	0	(0.0)	0	(0.0)	**0**	**(0.0)**
Z	**20,252**	18,843	(93.0)	1,385	(6.8)	**20,228**	**(99.9)**	7	(0.0)	17	(0.1)	**24**	**(0.1)**
ZA	**42,532**	40,893	(96.1)	1,624	(3.8)	**42,517**	**(100.0)**	15	(0.0)	0	(0.0)	**15**	**(0.0)**
ZB	**28,661**	28,313	(98.8)	346	(1.2)	**28,659**	**(100.0)**	1	(0.0)	1	(0.0)	**2**	**(0.0)**
ZC	**39,091**	38,461	(98.4)	622	(1.6)	**39,083**	**(100.0)**	0	(0.0)	8	(0.0)	**8**	**(0.0)**
ZD	**18,110**	18,020	(99.5)	90	(0.5)	**18,110**	**(100.0)**	0	(0.0)	0	(0.0)	**0**	**(0.0)**
ZE	**8,008**	7,617	(95.1)	391	(4.9)	**8,008**	**(100.0)**	0	(0.0)	0	(0.0)	**0**	**(0.0)**
ZF	**3,148**	2,587	(82.2)	561	(17.8)	**3,148**	**(100.0)**	0	(0.0)	0	(0.0)	**0**	**(0.0)**
Total	**915,703**	**890,831**	**(97.3)**	**24,734**	**(2.7)**	**915,565**	**(100.0)**	**81**	**(0.0)**	**57**	**(0.0)**	**138**	**(0.0)**
2016													
A	**27,824**	26,541	(95.4)	1,275	(4.6)	**27,816**	**(100.0)**	3	(0.0)	5	(0.0)	**8**	**(0.0)**
C	**23,662**	23,387	(98.8)	274	(1.2)	**23,661**	**(100.0)**	1	(0.0)	0	(0.0)	**1**	**(0.0)**
D	**33,198**	32,784	(98.8)	406	(1.2)	**33,190**	**(100.0)**	5	(0.0)	3	(0.0)	**8**	**(0.0)**
E1	**45,682**	44,610	(97.7)	1,072	(2.3)	**45,682**	**(100.0)**	0	(0.0)	0	(0.0)	**0**	**(0.0)**
E2	**40,214**	39,620	(98.5)	594	(1.5)	**40,214**	**(100.0)**	0	(0.0)	0	(0.0)	**0**	**(0.0)**
F	**52,235**	51,164	(97.9)	923	(1.8)	**52,087**	**(99.7)**	13	(0.0)	135	(0.3)	**148**	**(0.3)**
G	**599**	589	(98.3)	10	(1.7)	**599**	**(100.0)**	0	(0.0)	0	(0.0)	**0**	**(0.0)**
H	**26,638**	25,472	(95.6)	1,160	(4.4)	**26,632**	**(100.0)**	3	(0.0)	3	(0.0)	**6**	**(0.0)**
I	**34,358**	34,059	(99.1)	296	(0.9)	**34,355**	**(100.0)**	3	(0.0)	0	(0.0)	**3**	**(0.0)**
K2	**14,558**	14,145	(97.2)	412	(2.8)	**14,557**	**(100.0)**	1	(0.0)	0	(0.0)	**1**	**(0.0)**
K3	**27,994**	27,224	(97.2)	768	(2.7)	**27,992**	**(100.0)**	0	(0.0)	2	(0.0)	**2**	**(0.0)**
L	**12,910**	12,623	(97.8)	287	(2.2)	**12,910**	**(100.0)**	0	(0.0)	0	(0.0)	**0**	**(0.0)**
M	**29,792**	29,019	(97.4)	755	(2.5)	**29,774**	**(99.9)**	18	(0.1)	0	(0.0)	**18**	**(0.1)**
N	**36,787**	36,191	(98.4)	590	(1.6)	**36,781**	**(100.0)**	6	(0.0)	0	(0.0)	**6**	**(0.0)**
O	**30,790**	29,411	(95.5)	1,367	(4.4)	**30,778**	**(100.0)**	9	(0.0)	3	(0.0)	**12**	**(0.0)**
P	**43,777**	43,335	(99.0)	441	(1.0)	**43,776**	**(100.0)**	0	(0.0)	1	(0.0)	**1**	**(0.0)**
Q	**32,456**	31,906	(98.3)	540	(1.7)	**32,446**	**(100.0)**	10	(0.0)	0	(0.0)	**10**	**(0.0)**
R	**42,349**	41,598	(98.2)	746	(1.8)	**42,344**	**(100.0)**	5	(0.0)	0	(0.0)	**5**	**(0.0)**
S	**7,606**	7,450	(97.9)	156	(2.1)	**7,606**	**(100.0)**	0	(0.0)	0	(0.0)	**0**	**(0.0)**
T	**27,552**	27,003	(98.0)	355	(1.3)	**27,358**	**(99.3)**	2	(0.0)	192	(0.7)	**194**	**(0.7)**
U	**15,660**	15,091	(96.4)	562	(3.6)	**15,653**	**(100.0)**	3	(0.0)	4	(0.0)	**7**	**(0.0)**
V	**66,139**	63,838	(96.5)	2,293	(3.5)	**66,131**	**(100.0)**	5	(0.0)	3	(0.0)	**8**	**(0.0)**
W	**33,203**	32,552	(98.0)	642	(1.9)	**33,194**	**(100.0)**	9	(0.0)	0	(0.0)	**9**	**(0.0)**
X	**39,212**	37,977	(96.9)	1,235	(3.1)	**39,212**	**(100.0)**	0	(0.0)	0	(0.0)	**0**	**(0.0)**
Y	**22,791**	22,358	(98.1)	423	(1.9)	**22,781**	**(100.0)**	3	(0.0)	7	(0.0)	**10**	**(0.0)**
Z	**17,668**	16,642	(94.2)	1,025	(5.8)	**17,667**	**(100.0)**	1	(0.0)	0	(0.0)	**1**	**(0.0)**
ZA	**44,218**	42,470	(96.0)	1,737	(3.9)	**44,207**	**(100.0)**	5	(0.0)	6	(0.0)	**11**	**(0.0)**
ZB	**25,158**	24,691	(98.1)	464	(1.8)	**25,155**	**(100.0)**	0	(0.0)	3	(0.0)	**3**	**(0.0)**
ZC	**42,516**	41,755	(98.2)	760	(1.8)	**42,515**	**(100.0)**	1	(0.0)	0	(0.0)	**1**	**(0.0)**
ZD	**14,870**	14,762	(99.3)	108	(0.7)	**14,870**	**(100.0)**	0	(0.0)	0	(0.0)	**0**	**(0.0)**
ZE	**10,045**	9,595	(95.5)	450	(4.5)	**10,045**	**(100.0)**	0	(0.0)	0	(0.0)	**0**	**(0.0)**
ZF	**4,125**	3,582	(86.8)	538	(13.0)	**4,120**	**(99.9)**	2	(0.0)	3	(0.1)	**5**	**(0.1)**
Total	**926,586**	**903,444**	**(97.5)**	**22,664**	**(2.4)**	**926,108**	**(99.9)**	**108**	**(0.0)**	**370**	**(0.0)**	**478**	**(0.1)**
Grand Total	**2750612**	**2,677,139**	**(97.3)**	**72,690**	**(2.6)**	**2,749,829**	**(100.0)**	**238**	**(0.0)**	**545**	**(0.0)**	**783**	**(0.0)**

TABLE DQ9 COMPLETENESS FOR NHS/CHI/H+C NUMBER BY ORGANISATION, 2014 - 2016

Organisation	Eligible	COMPLETE						INCOMPLETE					
		Valid		Exceptions		Total		Invalid		Blank		Total	
		n	(%)	n	(%)	n	(%)	n	(%)	n	(%)	n	(%)
A	1935	1935	100	0	0	1935	100	0	0	0	0	0	0
B	283	273	96.5	4	1.4	277	97.9	0	0	6	2.1	6	2.1
C	1305	1302	99.8	3	0.2	1305	100	0	0	0	0	0	0
D	2157	2139	99.2	18	0.8	2157	100	0	0	0	0	0	0
E1	2725	2718	99.7	7	0.3	2725	100	0	0	0	0	0	0
E2	2218	2216	99.9	2	0.1	2218	100	0	0	0	0	0	0
F	3612	3286	91	226	6.3	3512	97.2	0	0	100	2.8	100	2.8
G	47	47	100	0	0	47	100	0	0	0	0	0	0
H	1633	1442	88.3	191	11.7	1633	100	0	0	0	0	0	0
I	2336	2334	99.9	2	0.1	2336	100	0	0	0	0	0	0
K2	863	858	99.4	5	0.6	863	100	0	0	0	0	0	0
K3	1838	1822	99.1	10	0.5	1832	99.7	0	0	6	0.3	6	0.3
L	945	945	100	0	0	945	100	0	0	0	0	0	0
M	1827	1824	99.8	3	0.2	1827	100	0	0	0	0	0	0
N	2426	2420	99.8	6	0.2	2426	100	0	0	0	0	0	0
O	1893	1375	72.6	511	27	1886	99.6	0	0	7	0.4	7	0.4
P	2960	2957	99.9	1	0	2958	99.9	0	0	2	0.1	2	0.1
Q	1750	1743	99.6	7	0.4	1750	100	0	0	0	0	0	0
R	2770	2763	99.7	7	0.3	2770	100	0	0	0	0	0	0
S	453	452	99.8	1	0.2	453	100	0	0	0	0	0	0
T	1763	1759	99.8	4	0.2	1763	100	0	0	0	0	0	0
U	965	963	99.8	2	0.2	965	100	0	0	0	0	0	0
V	3964	3964	100	0	0	3964	100	0	0	0	0	0	0
W	2189	2184	99.8	5	0.2	2189	100	0	0	0	0	0	0
X	2593	2583	99.6	10	0.4	2593	100	0	0	0	0	0	0
Y	1333	1331	99.8	2	0.2	1333	100	0	0	0	0	0	0
Z	1271	1217	95.8	24	1.9	1241	97.6	0	0	30	2.4	30	2.4
ZA	3072	3072	100	0	0	3072	100	0	0	0	0	0	0
ZB	1701	1696	99.7	5	0.3	1701	100	0	0	0	0	0	0
ZC	0	0	0	0	0	0	0	0	0	0	0	0	0
ZD	0	0	0	0	0	0	0	0	0	0	0	0	0
ZE	0	0	0	0	0	0	0	0	0	0	0	0	0
ZF	94	5	5.3	88	93.6	93	98.9	0	0	1	1.1	1	1.1
Total	54921	53625	97.6402469	1144	2.082991934	54769	99.72323883	0	0	152	0.276761166	152	0.276761166

FIGURE DQ9 COMPLETENESS FOR NHS/CHI/H+C NUMBER BY HEALTH ORGANISATION, 2014 - 2016

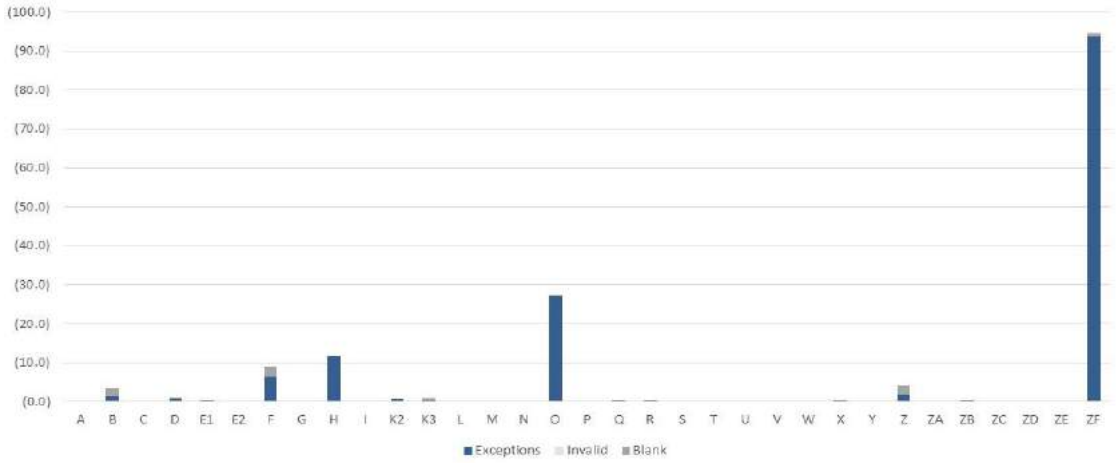

TABLE DQ10 COMPLETENESS FOR 30 DAY FOLLOW - UP BY ORGANISATION, 2014 - 2016

Organisation	Eligible	COMPLETE Valid		COMPLETE Not Known		Exceptions		INCOMPLETE Blank	
		n	(%)	n	(%)	n	(%)	n	(%)
A	1,887	124	(6.6)	0	0	1,763	(93.4)	0	(0.0)
B	283	0	(0.0)	0	0	283	(100.0)	0	(0.0)
C	1,269	1,269	(100.0)	0	0	0	(0.0)	0	(0.0)
D	2,042	2,039	(99.9)	0	0	3	(0.1)	0	(0.0)
E1	2,831	2,361	(83.4)	0	0	470	(16.6)	0	(0.0)
E2	2,440	2,021	(82.8)	0	0	419	(17.2)	0	(0.0)
F	3,569	3,569	(100.0)	0	0	0	(0.0)	0	(0.0)
G	46	46	(100.0)	0	0	0	(0.0)	0	(0.0)
H	1,643	2	(0.1)	0	0	1,641	(99.9)	0	(0.0)
I	2,252	2,252	(100.0)	0	0	0	(0.0)	0	(0.0)
K2	838	37	(4.4)	0	0	801	(95.6)	0	(0.0)
K3	1,792	20	(1.1)	0	0	1,772	(98.9)	0	(0.0)
L	922	922	(100.0)	0	0	0	(0.0)	0	(0.0)
M	1,779	1,647	(92.6)	0	0	132	(7.4)	0	(0.0)
N	2,396	1,836	(76.6)	0	0	560	(23.4)	0	(0.0)
O	1,965	4	(0.2)	0	0	1,961	(99.8)	0	(0.0)
P	2,790	2,789	(100.0)	0	0	1	(0.0)	0	(0.0)
Q	1,698	1,648	(97.1)	0	0	35	(2.1)	15	(0.9)
R	2,727	2,725	(99.9)	0	0	2	(0.1)	0	(0.0)
S	443	443	(100.0)	0	0	0	(0.0)	0	(0.0)
T	1,728	1,175	(68.0)	0	0	360	(20.8)	193	(11.2)
U	929	7	(0.8)	0	0	922	(99.2)	0	(0.0)
V	3,916	2,393	(61.1)	0	0	1,523	(38.9)	0	(0.0)
W	2,100	1,362	(64.9)	0	0	738	(35.1)	0	(0.0)
X	2,538	2,046	(80.6)	0	0	492	(19.4)	0	(0.0)
Y	1,300	1,282	(98.6)	0	0	17	(1.3)	1	(0.1)
Z	1,242	2	(0.2)	0	0	1,240	(99.8)	0	(0.0)
ZA	3,007	9	(0.3)	0	0	2,998	(99.7)	0	(0.0)
ZB	1,662	1,648	(99.2)	0	0	14	(0.8)	0	(0.0)
ZC	2,879	2,619	(91.0)	0	0	260	(9.0)	0	(0.0)
ZD	1,256	1,256	(100.0)	0	0	0	(0.0)	0	(0.0)
ZE	767	1	(0.1)	0	0	766	(99.9)	0	(0.0)
ZF	290	3	(1.0)	0	0	287	(99.0)	0	(0.0)
Total	59,226	39,557	(66.8)	0	0	19,460	(32.9)	209	(0.4)

TABLE DQ11 DATA SUBMISSION STATUS WITHIN 3 MONTHS OF DISCHARGE BY HEALTH ORGANISATION, 2015 - 2016

Organisation	Discharged	Complete		Complete In 3 Months		Incomplete	
		n	(%)	n	(%)	n	(%)
2015							
A	634	634	(100.0)	461	(72.7)	0	(0.0)
B	150	88	(58.7)	82	(54.7)	62	(41.3)
C	471	471	(100.0)	469	(99.6)	0	(0.0)
D	661	661	(100.0)	605	(91.5)	0	(0.0)
E1	1,015	1,015	(100.0)	1,001	(98.6)	0	(0.0)
E2	832	832	(100.0)	820	(98.6)	0	(0.0)
F	1,214	1,186	(97.7)	838	(69.0)	28	(2.3)
G	23	23	(100.0)	21	(91.3)	0	(0.0)
H	562	562	(100.0)	473	(84.2)	0	(0.0)
I	803	803	(100.0)	774	(96.4)	0	(0.0)
K2	260	260	(100.0)	253	(97.3)	0	(0.0)
K3	613	613	(100.0)	565	(92.2)	0	(0.0)
L	348	348	(100.0)	341	(98.0)	0	(0.0)
M	727	727	(100.0)	439	(60.4)	0	(0.0)
N	849	849	(100.0)	741	(87.3)	0	(0.0)
O	667	667	(100.0)	589	(88.3)	0	(0.0)
P	979	979	(100.0)	973	(99.4)	0	(0.0)
Q	482	482	(100.0)	476	(98.8)	0	(0.0)
R	984	984	(100.0)	900	(91.5)	0	(0.0)
S	138	138	(100.0)	137	(99.3)	0	(0.0)
T	663	663	(100.0)	661	(99.7)	0	(0.0)
U	321	321	(100.0)	276	(86.0)	0	(0.0)
V	1,369	1,369	(100.0)	468	(34.2)	0	(0.0)
W	768	768	(100.0)	456	(59.4)	0	(0.0)
X	915	915	(100.0)	828	(90.5)	0	(0.0)
Y	402	402	(100.0)	402	(100.0)	0	(0.0)
Z	447	447	(100.0)	402	(89.9)	0	(0.0)
ZA	969	969	(100.0)	809	(83.5)	0	(0.0)
ZB	641	641	(100.0)	454	(70.8)	0	(0.0)
ZC	962	962	(100.0)	143	(14.9)	0	(0.0)
ZD	459	459	(100.0)	458	(99.8)	0	(0.0)
ZE	207	207	(100.0)	191	(92.3)	0	(0.0)
ZF	74	74	(100.0)	66	(89.2)	0	(0.0)
Total	20,609	20,519	(99.6)	16,572	(80.4)	90	(0.4)
2016							
A	646	646	(100.0)	504	(78.0)	0	(0.0)
C	534	534	(100.0)	532	(99.6)	0	(0.0)
D	753	753	(100.0)	753	(100.0)	0	(0.0)
E1	1,010	1,010	(100.0)	1,009	(99.9)	0	(0.0)
E2	867	867	(100.0)	864	(99.7)	0	(0.0)
F	1,171	778	(66.4)	357	(30.5)	393	(33.6)
G	13	13	(100.0)	13	(100.0)	0	(0.0)
H	585	585	(100.0)	532	(90.9)	0	(0.0)
I	753	753	(100.0)	704	(93.5)	0	(0.0)
K2	322	322	(100.0)	295	(91.6)	0	(0.0)
K3	643	643	(100.0)	639	(99.4)	0	(0.0)
L	288	288	(100.0)	267	(92.7)	0	(0.0)
M	682	682	(100.0)	681	(99.9)	0	(0.0)
N	851	851	(100.0)	795	(93.4)	0	(0.0)
O	653	653	(100.0)	604	(92.5)	0	(0.0)
P	961	961	(100.0)	959	(99.8)	0	(0.0)
Q	746	746	(100.0)	744	(99.7)	0	(0.0)
R	904	904	(100.0)	903	(99.9)	0	(0.0)
S	176	176	(100.0)	176	(100.0)	0	(0.0)
T	621	621	(100.0)	603	(97.1)	0	(0.0)
U	337	337	(100.0)	320	(95.0)	0	(0.0)
V	1,427	1,426	(99.9)	1,228	(86.1)	1	(0.1)
W	707	707	(100.0)	559	(79.1)	0	(0.0)
X	870	870	(100.0)	854	(98.2)	0	(0.0)
Y	518	518	(100.0)	516	(99.6)	0	(0.0)
Z	388	388	(100.0)	379	(97.7)	0	(0.0)
ZA	1,011	1,011	(100.0)	1,001	(99.0)	0	(0.0)
ZB	561	561	(100.0)	277	(49.4)	0	(0.0)
ZC	1,039	1,039	(100.0)	443	(42.6)	0	(0.0)
ZD	380	380	(100.0)	375	(98.7)	0	(0.0)
ZE	262	262	(100.0)	258	(98.5)	0	(0.0)
ZF	99	98	(99.0)	89	(89.9)	1	(1.0)
Total	20,778	20,383	(98.1)	18,233	(87.8)	395	(1.9)
Grand Total	41,387	40,902	(98.8)	34,805	(84.1)	485	(1.2)

REFERRAL & TRANSPORT

PICS Standards relating to transport:

118. The Retrieval Service should have written guidelines covering arrangements for transfer of parents. Wherever possible and appropriate, parents should be given the option to accompany their child during the transfer. Where this is not possible or appropriate, other arrangements should be made to transfer parents.
122. The retrieval service should audit and monitor requests for retrieval to which it is not able to respond.
123. The retrieval team should arrive at the referring unit within three hours of the decision to retrieve the child.
124. Wherever possible, a child should undergo one retrieval journey only.

In 2011 PICANet extended its database to include information on referrals and transport. These data were presented for the 1st time in the 2014 Annual Report and linkage with admissions data was carried out, meaning only journeys with a PICU destination matched to an admission were included. Since 2015 the data were presented unlinked, allowing the presentation of all recorded patient journeys undertaken including those where the destination was not a PICU.
Due to changes in the dataset in mid-2014 it is difficult to directly compare records recorded prior to the change with those recorded after. For this reason the referral tables only display data from 2015 and 2016.
We present two referral tables to reflect that there are now two outcome measures, outcome of the referral in relation to admission (accepted for admission or not) and outcome of the referral in relation to transport (accepted for transport or not). Whereas previous reports have presented how data related to the organisation that submitted it to PICANet, last year we changed this focus to the transport team or appropriate admitting PICU.

The data should still be seen as preliminary as refinement and validation of data collection including changes to the data collection form, clarification of the procedures for referral and transport event entry and the initiation of validation visits to CTS organisations are ongoing. Further work is required to reduce the inclusion of duplicate events and also increase coverage so all referral and transport events for children requiring PIC transport and/or transfer from the original admitting hospital to PICU are recorded by PICANet.

Every referral, transport or admission, even for the same child, is treated as a separate event. Events are associated with either the organisation conducting the transport or the admitting unit where appropriate (this may not be the same organisation that submitted the data to PICANet).

During the period of the transport data presented in this report there has been a considerable change in the organisation of PIC transport. Previously many PICU units ran their own transport team but towards the end of 2015 many organisations formed independent transport organisations and we have tried to reflect this situation in the grouping of data in the referral and transport tables.

The PIC transport services report referral and transport data for retrievals/transfers to the PICU. PICS Acute Transport Group have confirmed that from January 1st 2015, the centralised PIC transport services will be responsible for submitting the referral outcome on behalf of the PICU including data for refusals due to no staffed bed or out of scope care. All centralised PIC transport services now submit data to PICANet. The individual PICU is required to record a referral event when directly receiving a call from the original admitting hospital and to record a transport event for all patients retrieved/transferred from the original admitting hospital by a non-PIC specialist team. The validation process has shown that the recording of such referral and transport events by some PICUs is incomplete.

The data presented only includes referral and transport events on children where it was agreed that a PIC transport service and/or a PIC bed was required. Referrals for advice/consultation and other referrals where a PIC transport team and/or a PIC bed was not required, or transports that did not require intensive care to be delivered during the transport, are not included in the numbers below. Data on all referral and transport events recorded on PICANet Web are included - the data presented may be an overestimate in some cases due to duplicate records e.g. the CTS and PICU may have recorded a referral record for the same event and this has not yet been fully resolved. In other cases only partial reporting occurred from some organisations especially in earlier years. Organisation ZA did not record referral and transport event data between October 2014 and December 2014.

The referral dataset records grade of referring staff, ventilation status and outcome for referral event.
The transport dataset records mode and outcome of transport, critical incidents on the journey, and times for every stage of the process. For table T1 data are presented for all journeys, other transport tables restrict the data to non-elective admissions only.

Table R1 shows the number of referral events entered by transport organisation.

Table R2 shows the number of referral events entered by admitting organisation.

Table T1 shows the outcome of journeys by transport team.

Table T2 shows time to mobilisation in minutes (time from when accepted for transport to departure of transport team from base/previous journey), for non-elective journeys to PICU.

Table T3 shows time to bedside in minutes (time from when accepted for transport to arrival of transport team at collection unit), for non-elective journeys to PICU.

Table T4 shows patient journey time in minutes (time from departing collection unit to arrival at destination unit) for non-elective journeys to PICU.

Table T5 shows interventions which took place prior to arrival of transport team and once the team was in attendance.

Table T6 shows completed transports by PIM2r score.

Table T7 shows the grade of the clinical team lead accompanying the child on the transport.

Table T8 shows the area from which the patient was collected.

Table T9 shows whether a parent or guardian for the child was present on the journey.

Table T10 shows critical incidents that occurred.

INDEX TO REFERRAL & TRANSPORT

TABLE R1 REFERRALS FOR TRANSPORT BY TRANSPORT ORGANISATION AND OUTCOME, 2015 - 2016
TABLE R2 REFERRALS FOR PICU ADMISSION BY PICU AND OUTCOME, 2015 - 2016

TABLE T1 TRANSPORTS BY YEAR, TRANSPORT ORGANISATION & OUTCOME, 2014 - 2016

TABLE T2 TRANSPORTS BY YEAR, TRANSPORT ORGANISATION & MOBILISATION TIME (MINUTES), 2014 - 2016
FIGURE T2 NON-ELECTIVE TRANSPORTS BY YEAR, TRANSPORT ORGANISATION & MOBILISATION TIME (MINUTES), 2014 - 2016

TABLE T3 TRANSPORTS BY YEAR, TRANSPORT ORGANISATION & TIME TO BEDSIDE (MINUTES), 2014 - 2016
FIGURE T3 NON-ELECTIVE TRANSPORTS BY YEAR, TRANSPORT ORGANISATION & TIME TO BEDSIDE (MINUTES), 2014 - 2016

TABLE T4 TRANSPORTS BY YEAR, TRANSPORT ORGANISATION & PATIENT JOURNEY DURATION (MINUTES), 2014 - 2016
FIGURE T4 NON-ELECTIVE TRANSPORTS BY YEAR, TRANSPORT ORGANISATION & PATIENT JOURNEY DURATION (MINUTES), 2014 - 2016

TABLE T5 TRANSPORTS BY YEAR, TRANSPORT ORGANISATION & INTERVENTIONS, 2014 - 2016

TABLE T6 NON - ELECTIVE TRANSPORTS TO PICU BY PIM2r 2016 GROUP, 2014 - 2016

TABLE T7 NON - ELECTIVE TRANSPORTS, GRADE OF CLINICAL TEAM LEADER OF TRANSPORT TEAM BY HEALTH ORGANISATION, 2014 - 2016

TABLE T8 NON - ELECTIVE TRANSPORT BY COLLECTION AREA BY HEALTH ORGANISATION, 2014 - 2016

TABLE T9 NON - ELECTIVE TRANSPORTS, PARENT PRESENT DURING TRANSPORT BY TRANSPORT ORGANISATION, 2014 - 2016

TABLE T10 NON ELECTIVE TRANSPORTS, CRITICAL INCIDENTS BY TRANSPORT ORGANISATION, 2014 - 2016

TABLE R1 REFERRALS FOR TRANSPORT BY TRANSPORT ORGANISATION AND OUTCOME, 2015 - 2016

	Referrals		Accepted for Transport		Not Accepted for Transport		Refused - no transport team available		Refused - time critical transfer		Refused - out of scope of care		Transport not requested		Unknown	
Year/ Organisation	n	(%)	n	(%)	n	(%)	n	(%)	n	(%)	n	(%)	n	(%)	n	(%)
2015																
C	62	(0.4)	59	(95.2)	1	(1.6)	0	(0.0)	0	(0.0)	1	(100.0)	0	(0.0)	2	(3.2)
K2	2	(0.0)	1	(50.0)	1	(50.0)	0	(0.0)	0	(0.0)	1	(100.0)	0	(0.0)	0	(0.0)
K3	97	(0.7)	97	(100.0)	0	(0.0)	0	(0.0)	0	(0.0)	0	(0.0)	0	(0.0)	0	(0.0)
M	74	(0.5)	57	(77.0)	17	(23.0)	0	(0.0)	1	(5.9)	0	(0.0)	16	(94.1)	0	(0.0)
W	146	(1.0)	140	(95.9)	6	(4.1)	3	(50.0)	0	(0.0)	1	(16.7)	2	(33.3)	0	(0.0)
X	50	(0.3)	47	(94.0)	3	(6.0)	0	(0.0)	2	(66.7)	0	(0.0)	1	(33.3)	0	(0.0)
T001	2,032	(13.6)	1,963	(96.6)	68	(3.4)	22	(32.4)	5	(7.4)	5	(7.4)	36	(52.9)	1	(0.1)
T002	606	(4.1)	589	(97.2)	17	(2.8)	4	(23.5)	2	(11.8)	2	(11.8)	9	(52.9)	0	(0.0)
T003	585	(3.9)	577	(98.6)	8	(1.4)	0	(0.0)	1	(12.5)	4	(50.0)	3	(37.5)	0	(0.0)
T004	1,195	(8.0)	1,136	(95.1)	59	(4.9)	16	(27.1)	0	(0.0)	2	(3.4)	41	(69.5)	0	(0.0)
T005	569	(3.8)	557	(97.9)	12	(2.1)	2	(16.7)	1	(8.3)	2	(16.7)	7	(58.3)	0	(0.0)
T008	495	(3.3)	480	(97.0)	15	(3.0)	4	(26.7)	1	(6.7)	7	(46.7)	3	(20.0)	0	(0.0)
T010	215	(1.4)	142	(66.1)	73	(34.0)	64	(87.7)	8	(11.0)	0	(0.0)	1	(1.4)	0	(0.0)
T016	137	(0.9)	136	(99.3)	1	(0.7)	0	(0.0)	1	(100.0)	0	(0.0)	0	(0.0)	0	(0.0)
T017	48	(0.3)	48	(100.0)	0	(0.0)	0	(0.0)	0	(0.0)	0	(0.0)	0	(0.0)	0	(0.0)
T022	95	(0.6)	95	(100.0)	0	(0.0)	0	(0.0)	0	(0.0)	0	(0.0)	0	(0.0)	0	(0.0)
T024	181	(1.2)	175	(96.7)	6	(3.3)	1	(16.7)	1	(16.7)	0	(0.0)	4	(66.7)	0	(0.0)
T026	110	(0.7)	110	(100.0)	0	(0.0)	0	(0.0)	0	(0.0)	0	(0.0)	0	(0.0)	0	(0.0)
Other	755	(5.1)	183	(24.2)	553	(73.3)	124	(22.4)	78	(14.1)	46	(8.3)	305	(55.2)	19	(2.5)
Unknown	16	(0.1)	8	(50.0)	8	(50.0)	0	(0.0)	1	(12.5)	1	(12.5)	6	(75.0)	0	(0.0)
Total	7,470	(50.0)	6,600	(88.4)	848	(11.4)	240	(28.3)	102	(12.0)	72	(8.5)	434	(51.2)	22	(0.3)
2016																
K3	1	(0.0)	1	(100.0)	0	(0.0)	0	(0.0)	0	(0.0)	0	(0.0)	0	(0.0)	0	(0.0)
M	95	(0.6)	89	(93.7)	5	(5.3)	3	(60.0)	0	(0.0)	0	(0.0)	2	(40.0)	1	(1.1)
X	17	(0.1)	11	(64.7)	6	(35.3)	3	(50.0)	0	(0.0)	1	(16.7)	2	(33.3)	0	(0.0)
ZC	1	(0.0)	0	(0.0)	1	(100.0)	0	(0.0)	0	(0.0)	0	(0.0)	1	(100.0)	0	(0.0)
T001	2,310	(15.5)	2,086	(90.3)	224	(9.7)	97	(43.3)	23	(10.3)	38	(17.0)	66	(29.5)	0	(0.0)
T002	544	(3.6)	531	(97.6)	13	(2.4)	3	(23.1)	0	(0.0)	0	(0.0)	10	(76.9)	0	(0.0)
T003	625	(4.2)	617	(98.7)	8	(1.3)	0	(0.0)	0	(0.0)	0	(0.0)	8	(100.0)	0	(0.0)
T004	1,081	(7.2)	1,078	(99.7)	3	(0.3)	0	(0.0)	0	(0.0)	0	(0.0)	3	(100.0)	0	(0.0)
T005	558	(3.7)	543	(97.3)	14	(2.5)	3	(21.4)	1	(7.1)	1	(7.1)	9	(64.3)	1	(0.2)
T008	436	(2.9)	415	(95.2)	21	(4.8)	5	(23.8)	0	(0.0)	15	(71.4)	1	(4.8)	0	(0.0)
T010	186	(1.2)	109	(58.6)	77	(41.4)	66	(85.7)	7	(9.1)	2	(2.6)	2	(2.6)	0	(0.0)
T016	30	(0.2)	30	(100.0)	0	(0.0)	0	(0.0)	0	(0.0)	0	(0.0)	0	(0.0)	0	(0.0)
T017	19	(0.1)	19	(100.0)	0	(0.0)	0	(0.0)	0	(0.0)	0	(0.0)	0	(0.0)	0	(0.0)
T020	64	(0.4)	61	(95.3)	3	(4.7)	1	(33.3)	1	(33.3)	0	(0.0)	1	(33.3)	0	(0.0)
T022	112	(0.8)	112	(100.0)	0	(0.0)	0	(0.0)	0	(0.0)	0	(0.0)	0	(0.0)	0	(0.0)
T024	484	(3.2)	464	(95.9)	19	(3.9)	5	(26.3)	0	(0.0)	1	(5.3)	13	(68.4)	1	(0.2)
T026	253	(1.7)	252	(99.6)	1	(0.4)	1	(100.0)	0	(0.0)	0	(0.0)	0	(0.0)	0	(0.0)
T027	1	(0.0)	0	(0.0)	1	(100.0)	0	(0.0)	0	(0.0)	0	(0.0)	1	(100.0)	0	(0.0)
Other	630	(4.2)	178	(28.3)	451	(71.6)	63	(14.0)	41	(9.1)	51	(11.3)	296	(65.6)	1	(0.2)
Unknown	26	(0.2)	5	(19.2)	21	(80.8)	0	(0.0)	0	(0.0)	0	(0.0)	21	(100.0)	0	(0.0)
Total	7,473	(50.0)	6,601	(88.3)	868	(11.6)	250	(28.8)	73	(8.4)	109	(12.6)	436	(50.2)	4	(0.1)
Grand Total	14,943	(100.0)	13,201	(88.3)	1,716	(11.5)	490	(28.6)	175	(10.2)	181	(10.6)	870	(50.7)	26	(0.2)

The columns 'Accepted for Transport', 'Not Accepted for Transport' and 'Unknown' give the total number of referrals

TABLE R2 REFERRALS FOR PICU ADMISSION BY PICU AND OUTCOME, 2015 - 2016

Year/ Organisation	Referrals		Accepted for PICU admission		Not Accepted for PICU admission		Refused – no staffed bed available		Refused – out of scope of care		PICU Admission not requested		Unspecified	
	n	(%)	n	(%)	n	(%)	n	(%)	n	(%)	n	(%)	n	(%)
2015														
A	231	(1.6)	177	(76.6)	54	(23.4)	41	(75.9)	11	(20.4)	2	(3.7)	0	(0.0)
C	132	(0.9)	112	(84.9)	17	(12.9)	14	(82.4)	0	(0.0)	3	(17.7)	3	(2.3)
D	279	(1.9)	230	(82.4)	49	(17.6)	48	(98.0)	1	(2.0)	0	(0.0)	0	(0.0)
E1	665	(4.5)	395	(59.4)	269	(40.5)	248	(92.2)	18	(6.7)	3	(1.1)	1	(0.2)
E2	171	(1.1)	130	(76.0)	39	(22.8)	36	(92.3)	3	(7.7)	0	(0.0)	2	(1.2)
F	528	(3.5)	480	(90.9)	48	(9.1)	40	(83.3)	8	(16.7)	0	(0.0)	0	(0.0)
H	321	(2.2)	301	(93.8)	20	(6.2)	14	(70.0)	5	(25.0)	1	(5.0)	0	(0.0)
I	226	(1.5)	174	(77.0)	52	(23.0)	49	(94.2)	1	(1.9)	2	(3.9)	0	(0.0)
K2	33	(0.2)	29	(87.9)	4	(12.1)	0	(0.0)	2	(50.0)	2	(50.0)	0	(0.0)
K3	120	(0.8)	118	(98.3)	2	(1.7)	1	(50.0)	0	(0.0)	1	(50.0)	0	(0.0)
L	198	(1.3)	193	(97.5)	5	(2.5)	5	(100.0)	0	(0.0)	0	(0.0)	0	(0.0)
M	153	(1.0)	137	(89.5)	16	(10.5)	14	(87.5)	0	(0.0)	2	(12.5)	0	(0.0)
N	258	(1.7)	233	(90.3)	21	(8.1)	15	(71.4)	2	(9.5)	4	(19.1)	4	(1.6)
O	215	(1.4)	160	(74.4)	55	(25.6)	49	(89.1)	6	(10.9)	0	(0.0)	0	(0.0)
P	251	(1.7)	220	(87.7)	31	(12.4)	27	(87.1)	3	(9.7)	1	(3.2)	0	(0.0)
Q	201	(1.4)	167	(83.1)	34	(16.9)	34	(100.0)	0	(0.0)	0	(0.0)	0	(0.0)
R	438	(2.9)	414	(94.5)	22	(5.0)	14	(63.6)	5	(22.7)	3	(13.6)	2	(0.5)
S	15	(0.1)	15	(100.0)	0	(0.0)	0	(0.0)	0	(0.0)	0	(0.0)	0	(0.0)
T	448	(3.0)	432	(96.4)	16	(3.6)	14	(87.5)	1	(6.3)	1	(6.3)	0	(0.0)
U	489	(3.3)	333	(68.1)	155	(31.7)	150	(96.8)	3	(1.9)	2	(1.3)	1	(0.2)
V	276	(1.9)	268	(97.1)	8	(2.9)	4	(50.0)	4	(50.0)	0	(0.0)	0	(0.0)
W	248	(1.7)	224	(90.3)	24	(9.7)	21	(87.5)	1	(4.2)	2	(8.3)	0	(0.0)
X	103	(0.7)	69	(67.0)	33	(32.0)	25	(75.8)	3	(9.1)	5	(15.2)	1	(1.0)
Y	119	(0.8)	119	(100.0)	0	(0.0)	0	(0.0)	0	(0.0)	0	(0.0)	0	(0.0)
Z	221	(1.5)	153	(69.2)	68	(30.8)	65	(95.6)	3	(4.4)	0	(0.0)	0	(0.0)
ZA	85	(0.6)	81	(95.3)	4	(4.7)	0	(0.0)	2	(50.0)	2	(50.0)	0	(0.0)
ZB	219	(1.5)	217	(99.1)	2	(0.9)	1	(50.0)	0	(0.0)	1	(50.0)	0	(0.0)
ZC	34	(0.2)	29	(85.3)	5	(14.7)	0	(0.0)	0	(0.0)	5	(100.0)	0	(0.0)
ZD	52	(0.4)	49	(94.2)	3	(5.8)	0	(0.0)	1	(33.3)	2	(66.7)	0	(0.0)
Other	698	(4.7)	247	(35.4)	450	(64.5)	24	(5.3)	64	(14.2)	362	(80.4)	1	(0.1)
Unknown	43	(0.3)	3	(7.0)	38	(88.4)	28	(73.7)	8	(21.1)	2	(5.3)	2	(4.7)
Total	7,470	(50.0)	5,909	(79.1)	1,544	(20.7)	981	(63.5)	155	(10.0)	408	(26.4)	17	(0.2)
2016														
A	301	(2.0)	247	(82.1)	54	(17.9)	54	(100.0)	0	(0.0)	0	(0.0)	0	(0.0)
C	173	(1.2)	133	(76.9)	40	(23.1)	38	(95.0)	1	(2.5)	1	(2.5)	0	(0.0)
D	309	(2.1)	255	(82.5)	52	(16.8)	49	(94.2)	1	(1.9)	2	(3.9)	2	(0.7)
E1	707	(4.7)	438	(62.0)	268	(37.9)	259	(96.6)	8	(3.0)	1	(0.4)	1	(0.1)
E2	155	(1.0)	123	(79.4)	32	(20.7)	32	(100.0)	0	(0.0)	0	(0.0)	0	(0.0)
F	621	(4.2)	557	(89.7)	64	(10.3)	57	(89.1)	6	(9.4)	1	(1.6)	0	(0.0)
H	370	(2.5)	330	(89.2)	40	(10.8)	40	(100.0)	0	(0.0)	0	(0.0)	0	(0.0)
I	188	(1.3)	151	(80.3)	37	(19.7)	35	(94.6)	0	(0.0)	2	(5.4)	0	(0.0)
K2	40	(0.3)	36	(90.0)	4	(10.0)	1	(25.0)	0	(0.0)	3	(75.0)	0	(0.0)
K3	185	(1.2)	170	(91.9)	15	(8.1)	13	(86.7)	1	(6.7)	1	(6.7)	0	(0.0)
L	204	(1.4)	198	(97.1)	6	(2.9)	6	(100.0)	0	(0.0)	0	(0.0)	0	(0.0)
M	182	(1.2)	150	(82.4)	32	(17.6)	24	(75.0)	5	(15.6)	3	(9.4)	0	(0.0)
N	213	(1.4)	182	(85.5)	31	(14.6)	26	(83.9)	2	(6.5)	3	(9.7)	0	(0.0)
O	211	(1.4)	184	(87.2)	27	(12.8)	25	(92.6)	2	(7.4)	0	(0.0)	0	(0.0)
P	237	(1.6)	199	(84.0)	38	(16.0)	33	(86.8)	0	(0.0)	5	(13.2)	0	(0.0)
Q	189	(1.3)	167	(88.4)	22	(11.6)	21	(95.5)	0	(0.0)	1	(4.6)	0	(0.0)
R	405	(2.7)	369	(91.1)	35	(8.6)	22	(62.9)	6	(17.1)	7	(20.0)	1	(0.3)
S	19	(0.1)	19	(100.0)	0	(0.0)	0	(0.0)	0	(0.0)	0	(0.0)	0	(0.0)
T	258	(1.7)	230	(89.2)	28	(10.9)	28	(100.0)	0	(0.0)	0	(0.0)	0	(0.0)
U	372	(2.5)	229	(61.6)	143	(38.4)	143	(100.0)	0	(0.0)	0	(0.0)	0	(0.0)
V	336	(2.3)	327	(97.3)	9	(2.7)	8	(88.9)	0	(0.0)	1	(11.1)	0	(0.0)
W	253	(1.7)	195	(77.1)	58	(22.9)	55	(94.8)	2	(3.5)	1	(1.7)	0	(0.0)
X	137	(0.9)	102	(74.5)	35	(25.6)	28	(80.0)	3	(8.6)	4	(11.4)	0	(0.0)
Y	106	(0.7)	102	(96.2)	4	(3.8)	0	(0.0)	2	(50.0)	2	(50.0)	0	(0.0)
Z	255	(1.7)	154	(60.4)	101	(39.6)	99	(98.0)	1	(1.0)	1	(1.0)	0	(0.0)
ZA	30	(0.2)	23	(76.7)	7	(23.3)	2	(28.6)	1	(14.3)	4	(57.1)	0	(0.0)
ZB	179	(1.2)	178	(99.4)	1	(0.6)	0	(0.0)	0	(0.0)	1	(100.0)	0	(0.0)
ZC	59	(0.4)	59	(100.0)	0	(0.0)	0	(0.0)	0	(0.0)	0	(0.0)	0	(0.0)
ZD	44	(0.3)	42	(95.5)	2	(4.6)	1	(50.0)	0	(0.0)	1	(50.0)	0	(0.0)
ZE	3	(0.0)	3	(100.0)	0	(0.0)	0	(0.0)	0	(0.0)	0	(0.0)	0	(0.0)
ZF	2	(0.0)	2	(100.0)	0	(0.0)	0	(0.0)	0	(0.0)	0	(0.0)	0	(0.0)
Other	632	(4.2)	55	(8.7)	576	(91.1)	22	(3.8)	34	(5.9)	520	(90.3)	1	(0.2)
Unknown	97	(0.7)	3	(3.1)	94	(96.9)	80	(85.1)	13	(13.8)	1	(1.1)	0	(0.0)
Total	7,472	(50.0)	5,612	(75.1)	1,855	(24.8)	1201	(64.7)	88	(4.7)	566	(30.5)	5	(0.1)
Grand Total	14,942	(100.0)	11,521	(77.1)	3,399	(22.8)	2182	(64.2)	243	(7.2)	974	(28.7)	22	(0.2)

The columns "Accepted for PICU admission", "Not Accepted for PICU admission" and "Unspecified" give the total number of referrals

TABLE T1 TRANSPORTS BY YEAR, TRANSPORT ORGANISATION & OUTCOME, 2014 - 2016

	Total		Patient Transported		Patient Not Transported		Not transported - condition improved		Not transported - condition deteriorated		Not transported - other reason		Patient died before transport team arrived		Patient died while transport team present		Patient died during transit	
Year / Organisation	n	(%)	n	(%)	n	(%)	n	(%)	n	(%)	n	(%)	n	(%)	n	(%)	n	(%)
2014																		
C	105	(2.0)	104	(99.1)	1	(1.0)	0	(0.0)	0	(0.0)	0	(0.0)	0	(0.0)	1	(100.0)	0	(0.0)
D	1	(0.0)	1	(100.0)	0	(0.0)	0	(0.0)	0	(0.0)	0	(0.0)	0	(0.0)	0	(0.0)	0	(0.0)
K1K3	146	(2.8)	143	(98.0)	3	(2.1)	0	(0.0)	1	(33.3)	0	(0.0)	0	(0.0)	2	(66.7)	0	(0.0)
K3	80	(1.5)	79	(98.8)	1	(1.3)	1	(100.0)	0	(0.0)	0	(0.0)	0	(0.0)	0	(0.0)	0	(0.0)
M	1	(0.0)	1	(100.0)	0	(0.0)	0	(0.0)	0	(0.0)	0	(0.0)	0	(0.0)	0	(0.0)	0	(0.0)
N	219	(4.1)	214	(97.7)	5	(2.3)	0	(0.0)	2	(40.0)	1	(20.0)	2	(40.0)	0	(0.0)	0	(0.0)
W	13	(0.3)	13	(100.0)	0	(0.0)	0	(0.0)	0	(0.0)	0	(0.0)	0	(0.0)	0	(0.0)	0	(0.0)
X	40	(0.8)	40	(100.0)	0	(0.0)	0	(0.0)	0	(0.0)	0	(0.0)	0	(0.0)	0	(0.0)	0	(0.0)
Y	80	(1.5)	80	(100.0)	0	(0.0)	0	(0.0)	0	(0.0)	0	(0.0)	0	(0.0)	0	(0.0)	0	(0.0)
ZA	1,213	(22.9)	1,179	(97.2)	34	(2.8)	10	(29.4)	3	(8.8)	9	(26.5)	4	(11.8)	8	(23.5)	0	(0.0)
T001	433	(8.2)	421	(97.2)	12	(2.8)	5	(41.7)	4	(33.3)	2	(16.7)	1	(8.3)	0	(0.0)	0	(0.0)
T002	559	(10.5)	558	(99.8)	1	(0.2)	0	(0.0)	0	(0.0)	0	(0.0)	0	(0.0)	0	(0.0)	1	(100.0)
T003	844	(15.9)	829	(98.2)	15	(1.8)	7	(46.7)	1	(6.7)	0	(0.0)	2	(13.3)	4	(26.7)	1	(6.7)
T004	585	(11.0)	561	(95.9)	24	(4.1)	11	(45.8)	4	(16.7)	3	(12.5)	0	(0.0)	6	(25.0)	0	(0.0)
T005	457	(8.6)	448	(98.0)	9	(2.0)	6	(66.7)	0	(0.0)	0	(0.0)	1	(11.1)	2	(22.2)	0	(0.0)
T008	89	(1.7)	87	(97.8)	2	(2.3)	2	(100.0)	0	(0.0)	0	(0.0)	0	(0.0)	0	(0.0)	0	(0.0)
T010	97	(1.8)	95	(97.9)	2	(2.1)	0	(0.0)	0	(0.0)	2	(100.0)	0	(0.0)	0	(0.0)	0	(0.0)
T016	14	(0.3)	14	(100.0)	0	(0.0)	0	(0.0)	0	(0.0)	0	(0.0)	0	(0.0)	0	(0.0)	0	(0.0)
T022	326	(6.2)	323	(99.1)	3	(0.9)	2	(66.7)	0	(0.0)	0	(0.0)	0	(0.0)	1	(33.3)	0	(0.0)
Other	2	(0.0)	2	(100.0)	0	(0.0)	0	(0.0)	0	(0.0)	0	(0.0)	0	(0.0)	0	(0.0)	0	(0.0)
Total	5,304	(32.4)	5,192	(97.9)	112	(2.1)	44	(0.8)	15	(0.3)	17	(0.3)	10	(0.2)	24	(0.5)	2	(0.0)
2015																		
C	59	(1.1)	58	(98.3)	1	(1.7)	0	(0.0)	0	(0.0)	0	(0.0)	0	(0.0)	1	(100.0)	0	(0.0)
K3	101	(1.8)	101	(100.0)	0	(0.0)	0	(0.0)	0	(0.0)	0	(0.0)	0	(0.0)	0	(0.0)	0	(0.0)
M	94	(1.7)	93	(98.9)	1	(1.1)	0	(0.0)	0	(0.0)	0	(0.0)	0	(0.0)	1	(100.0)	0	(0.0)
W	162	(3.0)	155	(95.7)	7	(4.3)	0	(0.0)	0	(0.0)	1	(14.3)	3	(42.9)	3	(42.9)	0	(0.0)
X	68	(1.2)	68	(100.0)	0	(0.0)	0	(0.0)	0	(0.0)	0	(0.0)	0	(0.0)	0	(0.0)	0	(0.0)
T001	1,208	(22.0)	1,170	(96.9)	38	(3.2)	17	(44.7)	3	(7.9)	5	(13.2)	5	(13.2)	8	(21.1)	0	(0.0)
T002	503	(9.2)	492	(97.8)	11	(2.2)	5	(45.5)	1	(9.1)	2	(18.2)	0	(0.0)	3	(27.3)	0	(0.0)
T003	486	(8.9)	481	(99.0)	5	(1.0)	1	(20.0)	0	(0.0)	0	(0.0)	1	(20.0)	3	(60.0)	0	(0.0)
T004	879	(16.0)	860	(97.8)	19	(2.2)	3	(15.8)	2	(10.5)	2	(10.5)	2	(10.5)	10	(52.6)	0	(0.0)
T005	560	(10.2)	534	(95.4)	26	(4.6)	11	(42.3)	2	(7.7)	2	(7.7)	2	(7.7)	9	(34.6)	0	(0.0)
T008	472	(8.6)	463	(98.1)	9	(1.9)	4	(44.4)	0	(0.0)	1	(11.1)	0	(0.0)	3	(33.3)	1	(11.1)
T010	141	(2.6)	140	(99.3)	1	(0.7)	1	(100.0)	0	(0.0)	0	(0.0)	0	(0.0)	0	(0.0)	0	(0.0)
T016	150	(2.7)	143	(95.3)	7	(4.7)	2	(28.6)	0	(0.0)	3	(42.9)	1	(14.3)	1	(14.3)	0	(0.0)
T022	95	(1.7)	88	(92.6)	7	(7.4)	3	(42.9)	1	(14.3)	1	(14.3)	1	(14.3)	0	(0.0)	1	(14.3)
T024	142	(2.6)	138	(97.2)	4	(2.8)	1	(25.0)	0	(0.0)	3	(75.0)	0	(0.0)	0	(0.0)	0	(0.0)
T026	91	(1.7)	91	(100.0)	0	(0.0)	0	(0.0)	0	(0.0)	0	(0.0)	0	(0.0)	0	(0.0)	0	(0.0)
Other	276	(5.0)	276	(100.0)	0	(0.0)	0	(0.0)	0	(0.0)	0	(0.0)	0	(0.0)	0	(0.0)	0	(0.0)
Unknown	5	(0.1)	5	(100.0)	0	(0.0)	0	(0.0)	0	(0.0)	0	(0.0)	0	(0.0)	0	(0.0)	0	(0.0)
Total	5,492	(33.5)	5,356	(97.5)	136	(2.5)	48	(0.9)	9	(0.2)	20	(0.4)	15	(0.3)	42	(0.8)	2	(0.0)
2016																		
I	1	(0.0)	1	(100.0)	0	(0.0)	0	(0.0)	0	(0.0)	0	(0.0)	0	(0.0)	0	(0.0)	0	(0.0)
M	104	(1.9)	100	(96.2)	4	(3.9)	0	(0.0)	0	(0.0)	0	(0.0)	0	(0.0)	4	(100.0)	0	(0.0)
R	1	(0.0)	1	(100.0)	0	(0.0)	0	(0.0)	0	(0.0)	0	(0.0)	0	(0.0)	0	(0.0)	0	(0.0)
X	18	(0.3)	18	(100.0)	0	(0.0)	0	(0.0)	0	(0.0)	0	(0.0)	0	(0.0)	0	(0.0)	0	(0.0)
T001	1,269	(22.7)	1,240	(97.7)	29	(2.3)	12	(41.4)	2	(6.9)	4	(13.8)	3	(10.3)	8	(27.6)	0	(0.0)
T002	462	(8.3)	458	(99.1)	4	(0.9)	2	(50.0)	0	(0.0)	1	(25.0)	1	(25.0)	0	(0.0)	0	(0.0)
T003	543	(9.7)	515	(94.8)	28	(5.2)	9	(32.1)	0	(0.0)	1	(3.6)	0	(0.0)	18	(64.3)	0	(0.0)
T004	957	(17.1)	938	(98.0)	19	(2.0)	15	(79.0)	0	(0.0)	0	(0.0)	0	(0.0)	4	(21.1)	0	(0.0)
T005	567	(10.1)	537	(94.7)	30	(5.3)	10	(33.3)	2	(6.7)	3	(10.0)	1	(3.3)	14	(46.7)	0	(0.0)
T008	410	(7.3)	396	(96.6)	14	(3.4)	5	(35.7)	0	(0.0)	2	(14.3)	0	(0.0)	6	(42.9)	1	(7.1)
T010	108	(1.9)	107	(99.1)	1	(0.9)	1	(100.0)	0	(0.0)	0	(0.0)	0	(0.0)	0	(0.0)	0	(0.0)
T016	34	(0.6)	32	(94.1)	2	(5.9)	0	(0.0)	1	(50.0)	1	(50.0)	0	(0.0)	0	(0.0)	0	(0.0)
T017	1	(0.0)	1	(100.0)	0	(0.0)	0	(0.0)	0	(0.0)	0	(0.0)	0	(0.0)	0	(0.0)	0	(0.0)
T020	133	(2.4)	133	(100.0)	0	(0.0)	0	(0.0)	0	(0.0)	0	(0.0)	0	(0.0)	0	(0.0)	0	(0.0)
T022	115	(2.1)	108	(93.9)	7	(6.1)	1	(14.3)	0	(0.0)	6	(85.7)	0	(0.0)	0	(0.0)	0	(0.0)
T024	342	(6.1)	327	(95.6)	15	(4.4)	8	(53.3)	1	(6.7)	2	(13.3)	2	(13.3)	2	(13.3)	0	(0.0)
T026	237	(4.2)	231	(97.5)	6	(2.5)	2	(33.3)	1	(16.7)	2	(33.3)	0	(0.0)	1	(16.7)	0	(0.0)
Other	287	(5.1)	283	(98.6)	4	(1.4)	0	(0.0)	1	(25.0)	1	(25.0)	1	(25.0)	1	(25.0)	0	(0.0)
Unknown	2	(0.0)	2	(100.0)	0	(0.0)	0	(0.0)	0	(0.0)	0	(0.0)	0	(0.0)	0	(0.0)	0	(0.0)
Total	5,591	(34.1)	5,428	(97.1)	163	(2.9)	65	(1.2)	8	(0.1)	23	(0.4)	8	(0.1)	58	(1.0)	1	(0.0)
Grand Total	16,387	(100.0)	15,976	(97.5)	411	(2.5)	157	(1.0)	32	(0.2)	60	(0.4)	33	(0.2)	124	(0.8)	5	(0.0)

TABLE T2 TRANSPORTS BY YEAR, TRANSPORT ORGANISATION & MOBILISATION TIME (MINUTES), 2014 - 2016

			NON-ELECTIVE TRANSPORTS TO PICU											
	ALL TRANSPORTS		Total		0 - 30		31 - 60		61 - 180		181+		Not Recorded	
Year / Organisation	n	(%)	n	(%)	n	(%)	n	(%)	n	(%)	n	(%)	n	(%)
2014														
C	105	(2.0)	104	(99.1)	4	(3.9)	22	(21.2)	61	(58.7)	17	(16.4)	0	(0.0)
D	1	(0.0)	1	(100.0)	0	(0.0)	1	(100.0)	0	(0.0)	0	(0.0)	0	(0.0)
K3	146	(2.8)	136	(93.2)	16	(11.8)	51	(37.5)	56	(41.2)	7	(5.2)	6	(4.4)
M	80	(1.5)	77	(96.3)	5	(6.5)	35	(45.5)	30	(39.0)	4	(5.2)	3	(3.9)
N	1	(0.0)	1	(100.0)	1	(100.0)	0	(0.0)	0	(0.0)	0	(0.0)	0	(0.0)
W	219	(4.1)	189	(86.3)	18	(9.5)	99	(52.4)	52	(27.5)	11	(5.8)	9	(4.8)
X	13	(0.3)	12	(92.3)	0	(0.0)	1	(8.3)	2	(16.7)	0	(0.0)	9	(75.0)
Y	40	(0.8)	38	(95.0)	2	(5.3)	12	(31.6)	23	(60.5)	1	(2.6)	0	(0.0)
ZA	80	(1.5)	73	(91.3)	0	(0.0)	7	(9.6)	50	(68.5)	16	(21.9)	0	(0.0)
T001	1,213	(22.9)	1,048	(86.4)	593	(56.6)	159	(15.2)	189	(18.0)	107	(10.2)	0	(0.0)
T002	433	(8.2)	339	(78.3)	215	(63.4)	51	(15.0)	49	(14.5)	24	(7.1)	0	(0.0)
T003	559	(10.5)	506	(90.5)	324	(64.0)	66	(13.0)	52	(10.3)	28	(5.5)	36	(7.1)
T004	844	(15.9)	691	(81.9)	556	(80.5)	53	(7.7)	62	(9.0)	20	(2.9)	0	(0.0)
T005	585	(11.0)	377	(64.4)	263	(69.8)	40	(10.6)	42	(11.1)	12	(3.2)	20	(5.3)
T008	457	(8.6)	416	(91.0)	130	(31.3)	140	(33.7)	100	(24.0)	31	(7.5)	15	(3.6)
T010	89	(1.7)	77	(86.5)	8	(10.4)	29	(37.7)	27	(35.1)	2	(2.6)	11	(14.3)
T016	97	(1.8)	82	(84.5)	13	(15.9)	17	(20.7)	46	(56.1)	2	(2.4)	4	(4.9)
T022	14	(0.3)	13	(92.9)	0	(0.0)	6	(46.2)	4	(30.8)	1	(7.7)	2	(15.4)
Other	326	(6.2)	306	(93.9)	64	(20.9)	19	(6.2)	33	(10.8)	15	(4.9)	175	(57.2)
Unknown	2	(0.0)	2	(100.0)	0	(0.0)	0	(0.0)	0	(0.0)	0	(0.0)	2	(100.0)
Total	5,304	(32.4)	4,488	(84.6)	2,212	(49.3)	808	(18.0)	878	(19.6)	298	(6.6)	292	(6.5)
2015														
C	59	(1.1)	58	(98.3)	3	(5.2)	18	(31.0)	30	(51.7)	6	(10.3)	1	(1.7)
K3	101	(1.8)	98	(97.0)	11	(11.2)	31	(31.6)	42	(42.9)	9	(9.2)	5	(5.1)
M	94	(1.7)	85	(90.4)	9	(10.6)	34	(40.0)	32	(37.7)	4	(4.7)	6	(7.1)
W	162	(3.0)	140	(86.4)	6	(4.3)	61	(43.6)	53	(37.9)	7	(5.0)	13	(9.3)
X	68	(1.2)	53	(77.9)	2	(3.8)	6	(11.3)	29	(54.7)	4	(7.6)	12	(22.6)
T001	1,208	(22.0)	1,043	(86.3)	611	(58.6)	154	(14.8)	186	(17.8)	89	(8.5)	3	(0.3)
T002	503	(9.2)	327	(65.0)	189	(57.8)	59	(18.0)	48	(14.7)	31	(9.5)	0	(0.0)
T003	486	(8.9)	436	(89.7)	264	(60.6)	60	(13.8)	66	(15.1)	33	(7.6)	13	(3.0)
T004	879	(16.0)	694	(79.0)	596	(85.9)	57	(8.2)	34	(4.9)	7	(1.0)	0	(0.0)
T005	560	(10.2)	358	(63.9)	265	(74.0)	26	(7.3)	26	(7.3)	13	(3.6)	28	(7.8)
T008	472	(8.6)	437	(92.6)	165	(37.8)	159	(36.4)	82	(18.8)	24	(5.5)	7	(1.6)
T010	141	(2.6)	128	(90.8)	29	(22.7)	62	(48.4)	31	(24.2)	1	(0.8)	5	(3.9)
T016	150	(2.7)	133	(88.7)	17	(12.8)	40	(30.1)	48	(36.1)	22	(16.5)	6	(4.5)
T022	95	(1.7)	66	(69.5)	2	(3.0)	24	(36.4)	32	(48.5)	1	(1.5)	7	(10.6)
T024	142	(2.6)	134	(94.4)	48	(35.8)	35	(26.1)	33	(24.6)	17	(12.7)	1	(0.8)
T026	91	(1.7)	88	(96.7)	18	(20.5)	19	(21.6)	29	(33.0)	14	(15.9)	8	(9.1)
Other	276	(5.0)	243	(88.0)	10	(4.1)	3	(1.2)	6	(2.5)	3	(1.2)	221	(91.0)
Unknown	5	(0.1)	3	(60.0)	0	(0.0)	0	(0.0)	0	(0.0)	0	(0.0)	3	(100.0)
Total	5,492	(33.5)	4,524	(82.4)	2,245	(49.6)	848	(18.7)	807	(17.8)	285	(6.3)	339	(7.5)
2016														
M	104	(1.9)	97	(93.3)	18	(18.6)	37	(38.1)	24	(24.7)	3	(3.1)	15	(15.5)
R	1	(0.0)	1	(100.0)	0	(0.0)	0	(0.0)	0	(0.0)	0	(0.0)	1	(100.0)
X	18	(0.3)	17	(94.4)	2	(11.8)	5	(29.4)	5	(29.4)	1	(5.9)	4	(23.5)
T001	1,269	(22.7)	1,117	(88.0)	637	(57.0)	143	(12.8)	220	(19.7)	113	(10.1)	4	(0.4)
T002	462	(8.3)	307	(66.5)	217	(70.7)	21	(6.8)	51	(16.6)	18	(5.9)	0	(0.0)
T003	543	(9.7)	440	(81.0)	217	(49.3)	78	(17.7)	80	(18.2)	57	(13.0)	8	(1.8)
T004	957	(17.1)	777	(81.2)	608	(78.3)	66	(8.5)	87	(11.2)	16	(2.1)	0	(0.0)
T005	567	(10.1)	394	(69.5)	296	(75.1)	26	(6.6)	37	(9.4)	18	(4.6)	17	(4.3)
T008	410	(7.3)	360	(87.8)	121	(33.6)	139	(38.6)	70	(19.4)	16	(4.4)	14	(3.9)
T010	108	(1.9)	95	(88.0)	21	(22.1)	55	(57.9)	15	(15.8)	1	(1.1)	3	(3.2)
T016	34	(0.6)	32	(94.1)	5	(15.6)	8	(25.0)	8	(25.0)	8	(25.0)	3	(9.4)
T017	1	(0.0)	1	(100.0)	0	(0.0)	0	(0.0)	0	(0.0)	1	(100.0)	0	(0.0)
T020	133	(2.4)	112	(84.2)	42	(37.5)	23	(20.5)	30	(26.8)	8	(7.1)	9	(8.0)
T022	115	(2.1)	91	(79.1)	6	(6.6)	29	(31.9)	37	(40.7)	3	(3.3)	16	(17.6)
T024	342	(6.1)	319	(93.3)	135	(42.3)	84	(26.3)	46	(14.4)	34	(10.7)	20	(6.3)
T026	237	(4.2)	201	(84.8)	73	(36.3)	64	(31.8)	46	(22.9)	16	(8.0)	2	(1.0)
Other	287	(5.1)	253	(88.2)	1	(0.4)	5	(2.0)	30	(11.9)	10	(4.0)	207	(81.8)
Unknown	2	(0.0)	1	(50.0)	0	(0.0)	0	(0.0)	0	(0.0)	0	(0.0)	1	(100.0)
Total	5,591	(34.1)	4,615	(82.5)	2,399	(52.0)	783	(17.0)	786	(17.0)	323	(7.0)	324	(7.0)
Grand Total	16,387	(100.0)	13,627	(83.2)	6,856	(50.3)	2,439	(17.9)	2,471	(18.1)	906	(6.7)	955	(7.0)

FIGURE T2 NON-ELECTIVE TRANSPORTS BY YEAR, TRANSPORT ORGANISATION & MOBILISATION TIME (MINUTES), 2014 - 2016

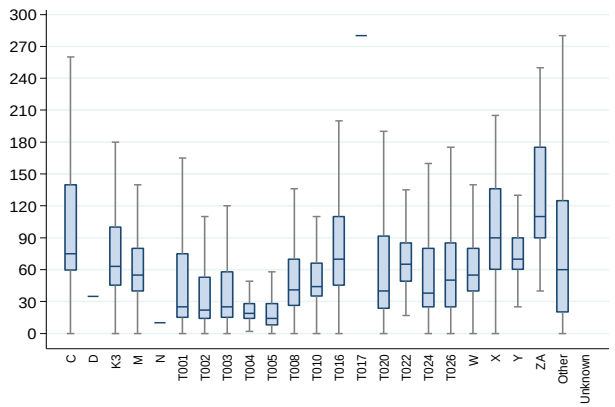

TABLE T3 TRANSPORTS BY YEAR, TRANSPORT ORGANISATION & TIME TO BEDSIDE (MINUTES), 2014 - 2016

Year / Organisation	ALL TRANSPORTS		NON-ELECTIVE TRANSPORTS TO PICU											
			Total		0 - 30		31 - 60		61 - 180		181+		Not Recorded	
	n	(%)	n	(%)	n	(%)	n	(%)	n	(%)	n	(%)	n	(%)
2014														
C	105	(2.0)	104	(99.1)	0	(0.0)	4	(3.9)	72	(69.2)	28	(26.9)	0	(0.0)
D	1	(0.0)	1	(100.0)	0	(0.0)	1	(100.0)	0	(0.0)	0	(0.0)	0	(0.0)
K3	146	(2.8)	136	(93.2)	3	(2.2)	19	(14.0)	98	(72.1)	10	(7.4)	6	(4.4)
M	80	(1.5)	77	(96.3)	0	(0.0)	6	(7.8)	59	(76.6)	9	(11.7)	3	(3.9)
N	1	(0.0)	1	(100.0)	0	(0.0)	1	(100.0)	0	(0.0)	0	(0.0)	0	(0.0)
W	219	(4.1)	189	(86.3)	0	(0.0)	4	(2.1)	117	(61.9)	59	(31.2)	9	(4.8)
X	13	(0.3)	12	(92.3)	0	(0.0)	1	(8.3)	2	(16.7)	0	(0.0)	9	(75.0)
Y	40	(0.8)	38	(95.0)	1	(2.6)	0	(0.0)	29	(76.3)	8	(21.1)	0	(0.0)
ZA	80	(1.5)	73	(91.3)	0	(0.0)	0	(0.0)	36	(49.3)	37	(50.7)	0	(0.0)
T001	1,213	(22.9)	1,048	(86.4)	42	(4.0)	272	(26.0)	539	(51.4)	195	(18.6)	0	(0.0)
T002	433	(8.2)	339	(78.3)	13	(3.8)	74	(21.8)	208	(61.4)	44	(13.0)	0	(0.0)
T003	559	(10.5)	506	(90.5)	33	(6.5)	206	(40.7)	202	(39.9)	45	(8.9)	20	(4.0)
T004	844	(15.9)	691	(81.9)	22	(3.2)	238	(34.4)	390	(56.4)	41	(5.9)	0	(0.0)
T005	585	(11.0)	377	(64.4)	65	(17.2)	144	(38.2)	137	(36.3)	28	(7.4)	3	(0.8)
T008	457	(8.6)	416	(91.0)	1	(0.2)	46	(11.1)	281	(67.6)	70	(16.8)	18	(4.3)
T010	89	(1.7)	77	(86.5)	0	(0.0)	13	(16.9)	45	(58.4)	8	(10.4)	11	(14.3)
T016	97	(1.8)	82	(84.5)	1	(1.2)	8	(9.8)	44	(53.7)	25	(30.5)	4	(4.9)
T022	14	(0.3)	13	(92.9)	0	(0.0)	0	(0.0)	6	(46.2)	5	(38.5)	2	(15.4)
Other	326	(6.2)	306	(93.9)	10	(3.3)	19	(6.2)	70	(22.9)	31	(10.1)	176	(57.5)
Unknown	2	(0.0)	2	(100.0)	0	(0.0)	0	(0.0)	0	(0.0)	0	(0.0)	2	(100.0)
Total	5,304	(32.4)	4,488	(84.6)	191	(4.3)	1,056	(23.5)	2,335	(52.0)	643	(14.3)	263	(5.9)
2015														
C	59	(1.1)	58	(98.3)	1	(1.7)	1	(1.7)	41	(70.7)	14	(24.1)	1	(1.7)
K3	101	(1.8)	98	(97.0)	2	(2.0)	7	(7.1)	65	(66.3)	19	(19.4)	5	(5.1)
M	94	(1.7)	85	(90.4)	1	(1.2)	6	(7.1)	61	(71.8)	12	(14.1)	5	(5.9)
W	162	(3.0)	140	(86.4)	2	(1.4)	2	(1.4)	77	(55.0)	47	(33.6)	12	(8.6)
X	68	(1.2)	53	(77.9)	1	(1.9)	2	(3.8)	20	(37.7)	18	(34.0)	12	(22.6)
T001	1,208	(22.0)	1,043	(86.3)	33	(3.2)	250	(24.0)	580	(55.6)	180	(17.3)	0	(0.0)
T002	503	(9.2)	327	(65.0)	7	(2.1)	78	(23.9)	193	(59.0)	49	(15.0)	0	(0.0)
T003	486	(8.9)	436	(89.7)	18	(4.1)	152	(34.9)	200	(45.9)	57	(13.1)	9	(2.1)
T004	879	(16.0)	694	(79.0)	16	(2.3)	239	(34.4)	418	(60.2)	21	(3.0)	0	(0.0)
T005	560	(10.2)	358	(63.9)	72	(20.1)	147	(41.1)	113	(31.6)	20	(5.6)	6	(1.7)
T008	472	(8.6)	437	(92.6)	5	(1.1)	60	(13.7)	298	(68.2)	64	(14.7)	10	(2.3)
T010	141	(2.6)	128	(90.8)	0	(0.0)	20	(15.6)	97	(75.8)	6	(4.7)	5	(3.9)
T016	150	(2.7)	133	(88.7)	0	(0.0)	6	(4.5)	61	(45.9)	60	(45.1)	6	(4.5)
T022	95	(1.7)	66	(69.5)	0	(0.0)	1	(1.5)	31	(47.0)	27	(40.9)	7	(10.6)
T024	142	(2.6)	134	(94.4)	0	(0.0)	9	(6.7)	78	(58.2)	46	(34.3)	1	(0.8)
T026	91	(1.7)	88	(96.7)	1	(1.1)	11	(12.5)	49	(55.7)	19	(21.6)	8	(9.1)
Other	276	(5.0)	243	(88.0)	5	(2.1)	2	(0.8)	8	(3.3)	7	(2.9)	221	(91.0)
Unknown	5	(0.1)	3	(60.0)	0	(0.0)	0	(0.0)	0	(0.0)	0	(0.0)	3	(100.0)
Total	5,492	(33.5)	4,524	(82.4)	164	(3.6)	993	(22.0)	2,390	(52.8)	666	(14.7)	311	(6.9)
2016														
M	104	(1.9)	97	(93.3)	0	(0.0)	12	(12.4)	61	(62.9)	9	(9.3)	15	(15.5)
R	1	(0.0)	1	(100.0)	0	(0.0)	0	(0.0)	0	(0.0)	0	(0.0)	1	(100.0)
X	18	(0.3)	17	(94.4)	1	(5.9)	1	(5.9)	5	(29.4)	6	(35.3)	4	(23.5)
T001	1,269	(22.7)	1,117	(88.0)	41	(3.7)	284	(25.4)	572	(51.2)	219	(19.6)	1	(0.1)
T002	462	(8.3)	307	(66.5)	12	(3.9)	80	(26.1)	185	(60.3)	30	(9.8)	0	(0.0)
T003	543	(9.7)	440	(81.0)	10	(2.3)	116	(26.4)	223	(50.7)	87	(19.8)	4	(0.9)
T004	957	(17.1)	777	(81.2)	9	(1.2)	239	(30.8)	483	(62.2)	46	(5.9)	0	(0.0)
T005	567	(10.1)	394	(69.5)	59	(15.0)	167	(42.4)	136	(34.5)	27	(6.9)	5	(1.3)
T008	410	(7.3)	360	(87.8)	4	(1.1)	49	(13.6)	253	(70.3)	42	(11.7)	12	(3.3)
T010	108	(1.9)	95	(88.0)	1	(1.1)	21	(22.1)	66	(69.5)	4	(4.2)	3	(3.2)
T016	34	(0.6)	32	(94.1)	2	(6.3)	0	(0.0)	13	(40.6)	14	(43.8)	3	(9.4)
T017	1	(0.0)	1	(100.0)	0	(0.0)	0	(0.0)	0	(0.0)	1	(100.0)	0	(0.0)
T020	133	(2.4)	112	(84.2)	4	(3.6)	16	(14.3)	65	(58.0)	25	(22.3)	2	(1.8)
T022	115	(2.1)	91	(79.1)	0	(0.0)	5	(5.5)	36	(39.6)	34	(37.4)	16	(17.6)
T024	342	(6.1)	319	(93.3)	4	(1.3)	15	(4.7)	202	(63.3)	92	(28.8)	6	(1.9)
T026	237	(4.2)	201	(84.8)	4	(2.0)	36	(17.9)	135	(67.2)	24	(11.9)	2	(1.0)
Other	287	(5.1)	253	(88.2)	0	(0.0)	1	(0.4)	24	(9.5)	23	(9.1)	205	(81.0)
Unknown	2	(0.0)	1	(50.0)	0	(0.0)	0	(0.0)	0	(0.0)	0	(0.0)	1	(100.0)
Total	5,591	(34.1)	4,615	(82.5)	151	(3.3)	1,042	(22.6)	2,459	(53.3)	683	(14.8)	280	(6.1)
Grand Total	16,387	(100.0)	13,627	(83.2)	506	(3.7)	3,091	(22.7)	7,184	(52.7)	1,992	(14.6)	854	(6.3)

FIGURE T3 NON-ELECTIVE TRANSPORTS BY YEAR, TRANSPORT ORGANISATION & TIME TO BEDSIDE (MINUTES), 2014 - 2016

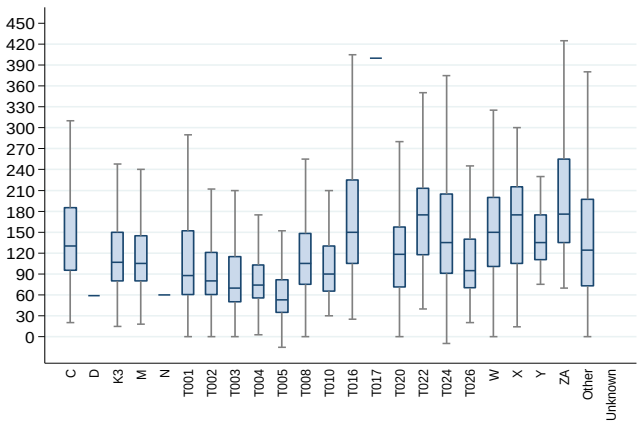

TABLE T4 TRANSPORTS BY YEAR, TRANSPORT ORGANISATION & PATIENT JOURNEY DURATION (MINUTES), 2014 - 2016

Year / Organisation	ALL TRANSPORTS n	(%)	NON-ELECTIVE TRANSPORTS TO PICU Total n	(%)	0 - 30 n	(%)	31 - 60 n	(%)	61 - 180 n	(%)	181+ n	(%)	Not Recorded n	(%)
2014														
C	105	(2.0)	104	(99.1)	39	(37.5)	44	(42.3)	21	(20.2)	0	(0.0)	0	(0.0)
D	1	(0.0)	1	(100.0)	0	(0.0)	0	(0.0)	0	(0.0)	1	(100.0)	0	(0.0)
K3	146	(2.8)	136	(93.2)	59	(43.4)	56	(41.2)	19	(14.0)	2	(1.5)	0	(0.0)
M	80	(1.5)	77	(96.3)	23	(29.9)	27	(35.1)	24	(31.2)	2	(2.6)	1	(1.3)
N	1	(0.0)	1	(100.0)	0	(0.0)	1	(100.0)	0	(0.0)	0	(0.0)	0	(0.0)
W	219	(4.1)	189	(86.3)	9	(4.8)	60	(31.8)	109	(57.7)	10	(5.3)	1	(0.5)
X	13	(0.3)	12	(92.3)	9	(75.0)	1	(8.3)	0	(0.0)	0	(0.0)	2	(16.7)
Y	40	(0.8)	38	(95.0)	7	(18.4)	11	(29.0)	18	(47.4)	2	(5.3)	0	(0.0)
ZA	80	(1.5)	73	(91.3)	10	(13.7)	29	(39.7)	27	(37.0)	6	(8.2)	1	(1.4)
T001	1,213	(22.9)	1,048	(86.4)	259	(24.7)	480	(45.8)	304	(29.0)	5	(0.5)	0	(0.0)
T002	433	(8.2)	339	(78.3)	15	(4.4)	160	(47.2)	160	(47.2)	4	(1.2)	0	(0.0)
T003	559	(10.5)	506	(90.5)	136	(26.9)	233	(46.1)	121	(23.9)	10	(2.0)	6	(1.2)
T004	844	(15.9)	691	(81.9)	126	(18.2)	287	(41.5)	277	(40.1)	1	(0.1)	0	(0.0)
T005	585	(11.0)	377	(64.4)	102	(27.1)	145	(38.5)	126	(33.4)	2	(0.5)	2	(0.5)
T008	457	(8.6)	416	(91.0)	44	(10.6)	219	(52.6)	143	(34.4)	1	(0.2)	9	(2.2)
T010	89	(1.7)	77	(86.5)	36	(46.8)	19	(24.7)	22	(28.6)	0	(0.0)	0	(0.0)
T016	97	(1.8)	82	(84.5)	10	(12.2)	37	(45.1)	32	(39.0)	3	(3.7)	0	(0.0)
T022	14	(0.3)	13	(92.9)	4	(30.8)	3	(23.1)	6	(46.2)	0	(0.0)	0	(0.0)
Other	326	(6.2)	306	(93.9)	35	(11.4)	54	(17.7)	65	(21.2)	10	(3.3)	142	(46.4)
Unknown	2	(0.0)	2	(100.0)	0	(0.0)	0	(0.0)	0	(0.0)	1	(50.0)	1	(50.0)
Total	5,304	(32.4)	4,488	(84.6)	923	(20.6)	1,866	(41.6)	1,474	(32.8)	60	(1.3)	165	(3.7)
2015														
C	59	(1.1)	58	(98.3)	16	(27.6)	33	(56.9)	7	(12.1)	1	(1.7)	1	(1.7)
K3	101	(1.8)	98	(97.0)	44	(44.9)	34	(34.7)	19	(19.4)	1	(1.0)	0	(0.0)
M	94	(1.7)	85	(90.4)	18	(21.2)	34	(40.0)	17	(20.0)	0	(0.0)	16	(18.8)
W	162	(3.0)	140	(86.4)	9	(6.4)	31	(22.1)	77	(55.0)	14	(10.0)	9	(6.4)
X	68	(1.2)	53	(77.9)	3	(5.7)	6	(11.3)	8	(15.1)	0	(0.0)	36	(67.9)
T001	1,208	(22.0)	1,043	(86.3)	205	(19.7)	453	(43.4)	382	(36.6)	3	(0.3)	0	(0.0)
T002	503	(9.2)	327	(65.0)	15	(4.6)	146	(44.7)	162	(49.5)	4	(1.2)	0	(0.0)
T003	486	(8.9)	436	(89.7)	120	(27.5)	211	(48.4)	94	(21.6)	6	(1.4)	5	(1.2)
T004	879	(16.0)	694	(79.0)	125	(18.0)	296	(42.7)	269	(38.8)	4	(0.6)	0	(0.0)
T005	560	(10.2)	358	(63.9)	75	(21.0)	138	(38.6)	136	(38.0)	5	(1.4)	4	(1.1)
T008	472	(8.6)	437	(92.6)	66	(15.1)	215	(49.2)	153	(35.0)	0	(0.0)	3	(0.7)
T010	141	(2.6)	128	(90.8)	43	(33.6)	29	(22.7)	56	(43.8)	0	(0.0)	0	(0.0)
T016	150	(2.7)	133	(88.7)	13	(9.8)	49	(36.8)	58	(43.6)	11	(8.3)	2	(1.5)
T022	95	(1.7)	66	(69.5)	11	(16.7)	8	(12.1)	43	(65.2)	4	(6.1)	0	(0.0)
T024	142	(2.6)	134	(94.4)	8	(6.0)	49	(36.6)	67	(50.0)	10	(7.5)	0	(0.0)
T026	91	(1.7)	88	(96.7)	29	(33.0)	34	(38.6)	24	(27.3)	1	(1.1)	0	(0.0)
Other	276	(5.0)	243	(88.0)	3	(1.2)	13	(5.4)	14	(5.8)	11	(4.5)	202	(83.1)
Unknown	5	(0.1)	3	(60.0)	0	(0.0)	0	(0.0)	0	(0.0)	0	(0.0)	3	(100.0)
Total	5,492	(33.5)	4,524	(82.4)	803	(17.8)	1,779	(39.3)	1,586	(35.1)	75	(1.7)	281	(6.2)
2016														
M	104	(1.9)	97	(93.3)	36	(37.1)	29	(29.9)	29	(29.9)	0	(0.0)	3	(3.1)
R	1	(0.0)	1	(100.0)	0	(0.0)	0	(0.0)	0	(0.0)	0	(0.0)	1	(100.0)
X	18	(0.3)	17	(94.4)	2	(11.8)	0	(0.0)	0	(0.0)	0	(0.0)	15	(88.2)
T001	1,269	(22.7)	1,117	(88.0)	243	(21.8)	514	(46.0)	357	(32.0)	2	(0.2)	1	(0.1)
T002	462	(8.3)	307	(66.5)	14	(4.6)	140	(45.6)	150	(48.9)	3	(1.0)	0	(0.0)
T003	543	(9.7)	440	(81.0)	107	(24.3)	224	(50.9)	99	(22.5)	4	(0.9)	6	(1.4)
T004	957	(17.1)	777	(81.2)	130	(16.7)	362	(46.6)	284	(36.6)	1	(0.1)	0	(0.0)
T005	567	(10.1)	394	(69.5)	106	(26.9)	157	(39.9)	129	(32.7)	1	(0.3)	1	(0.3)
T008	410	(7.3)	360	(87.8)	46	(12.8)	192	(53.3)	118	(32.8)	1	(0.3)	3	(0.8)
T010	108	(1.9)	95	(88.0)	40	(42.1)	33	(34.7)	22	(23.2)	0	(0.0)	0	(0.0)
T016	34	(0.6)	32	(94.1)	4	(12.5)	7	(21.9)	18	(56.3)	3	(9.4)	0	(0.0)
T017	1	(0.0)	1	(100.0)	0	(0.0)	0	(0.0)	1	(100.0)	0	(0.0)	0	(0.0)
T020	133	(2.4)	112	(84.2)	17	(15.2)	43	(38.4)	46	(41.1)	3	(2.7)	3	(2.7)
T022	115	(2.1)	91	(79.1)	31	(34.1)	11	(12.1)	45	(49.5)	4	(4.4)	0	(0.0)
T024	342	(6.1)	319	(93.3)	25	(7.8)	113	(35.4)	154	(48.3)	26	(8.2)	1	(0.3)
T026	237	(4.2)	201	(84.8)	74	(36.8)	89	(44.3)	35	(17.4)	3	(1.5)	0	(0.0)
Other	287	(5.1)	253	(88.2)	8	(3.2)	23	(9.1)	34	(13.4)	4	(1.6)	184	(72.7)
Unknown	2	(0.0)	1	(50.0)	0	(0.0)	0	(0.0)	0	(0.0)	0	(0.0)	1	(100.0)
Total	5,591	(34.1)	4,615	(82.5)	883	(19.1)	1,937	(42.0)	1,521	(33.0)	55	(1.2)	219	(4.8)
Grand Total	16,387	(100.0)	13,627	(83.2)	2,609	(19.2)	5,582	(41.0)	4,581	(33.6)	190	(1.4)	665	(4.9)

FIGURE T4 NON-ELECTIVE TRANSPORTS BY YEAR, TRANSPORT ORGANISATION & PATIENT JOURNEY DURATION (MINUTES), 2014 - 2016

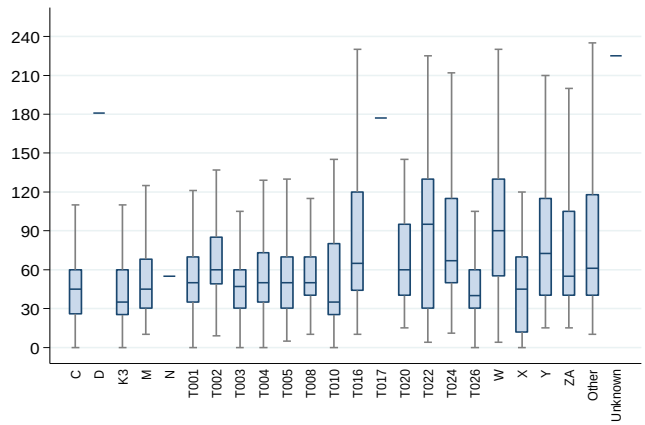

TABLE T5 TRANSPORTS BY YEAR, TRANSPORT ORGANISATION & INTERVENTIONS, 2014 - 2016

	ALL TRANSPORTS		NON-ELECTIVE TRANSPORTS TO PICU interventions																			
					Prior to arrival of transport team										While transport team in attendance							
Year /	Total Transports		Total non-elective		Airway Related		Central venous Access		Arterial Access		Inotropes		ECMO		Airway Related		Central venous Access		Arterial Access		Inotropes		ECMO	
Organisation	n	(%)	n	(%)	n	(%)	n	(%)	n	(%)	n	(%)	n	(%)	n	(%)	n	(%)	n	(%)	n	(%)	n	(%)
2014																								
C	105	(2.0)	104	(99.1)	98	(94.2)	3	(2.9)	7	(6.7)	0	(0.0)	0	(0.0)	3	(2.9)	0	(0.0)	6	(5.8)	0	(0.0)	0	(0.0)
D	1	(0.0)	1	(100.0)	1	(100.0)	0	(0.0)	0	(0.0)	0	(0.0)	0	(0.0)	0	(0.0)	0	(0.0)	0	(0.0)	0	(0.0)	0	(0.0)
K3	146	(2.8)	136	(93.2)	94	(69.1)	7	(5.2)	10	(7.4)	3	(2.2)	0	(0.0)	9	(6.6)	3	(2.2)	2	(1.5)	5	(3.7)	0	(0.0)
M	80	(1.5)	77	(96.3)	65	(84.4)	7	(9.1)	22	(28.6)	3	(3.9)	0	(0.0)	13	(16.9)	3	(3.9)	6	(7.8)	1	(1.3)	0	(0.0)
N	1	(0.0)	1	(100.0)	1	(100.0)	0	(0.0)	0	(0.0)	0	(0.0)	0	(0.0)	0	(0.0)	0	(0.0)	0	(0.0)	0	(0.0)	0	(0.0)
W	219	(4.1)	189	(86.3)	140	(74.1)	69	(36.5)	89	(47.1)	43	(22.8)	0	(0.0)	21	(11.1)	34	(18.0)	31	(16.4)	61	(32.3)	0	(0.0)
X	13	(0.2)	12	(92.3)	7	(58.3)	5	(41.7)	3	(25.0)	0	(0.0)	0	(0.0)	0	(0.0)	2	(16.7)	1	(8.3)	1	(8.3)	1	(8.3)
Y	40	(0.8)	38	(95.0)	17	(44.7)	6	(15.8)	13	(34.2)	2	(5.3)	0	(0.0)	6	(15.8)	3	(7.9)	2	(5.3)	1	(2.6)	0	(0.0)
ZA	80	(1.5)	73	(91.3)	48	(65.8)	6	(8.2)	12	(16.4)	8	(11.0)	0	(0.0)	7	(9.6)	3	(4.1)	2	(2.7)	6	(8.2)	2	(2.7)
T001	1,213	(22.9)	1,048	(86.4)	763	(72.8)	222	(21.2)	328	(31.3)	212	(20.2)	0	(0.0)	75	(7.2)	168	(16.0)	235	(22.4)	307	(29.3)	0	(0.0)
T002	433	(8.2)	339	(78.3)	252	(74.3)	46	(13.6)	58	(17.1)	11	(3.2)	0	(0.0)	54	(15.9)	33	(9.7)	39	(11.5)	19	(5.6)	0	(0.0)
T003	559	(10.5)	506	(90.5)	338	(66.8)	50	(9.9)	76	(15.0)	1	(0.2)	0	(0.0)	68	(13.4)	60	(11.9)	75	(14.8)	1	(0.2)	0	(0.0)
T004	844	(15.9)	691	(81.9)	530	(76.7)	97	(14.0)	93	(13.5)	64	(9.3)	0	(0.0)	82	(11.9)	30	(4.3)	43	(6.2)	47	(6.8)	0	(0.0)
T005	585	(11.0)	377	(64.4)	254	(67.4)	57	(15.1)	103	(27.3)	47	(12.5)	0	(0.0)	109	(28.9)	57	(15.1)	89	(23.6)	71	(18.8)	0	(0.0)
T008	457	(8.6)	416	(91.0)	335	(80.5)	45	(10.8)	155	(37.3)	40	(9.6)	0	(0.0)	53	(12.7)	54	(13.0)	92	(22.1)	42	(10.1)	0	(0.0)
T010	89	(1.7)	77	(86.5)	51	(66.2)	6	(7.8)	25	(32.5)	3	(3.9)	0	(0.0)	17	(22.1)	7	(9.1)	11	(14.3)	4	(5.2)	0	(0.0)
T016	97	(1.8)	82	(84.5)	45	(54.9)	10	(12.2)	21	(25.6)	5	(6.1)	0	(0.0)	10	(12.2)	1	(1.2)	3	(3.7)	4	(4.9)	0	(0.0)
T022	14	(0.3)	13	(92.9)	11	(84.6)	4	(30.8)	7	(53.9)	1	(7.7)	0	(0.0)	4	(30.8)	0	(0.0)	0	(0.0)	1	(7.7)	0	(0.0)
Other	326	(6.1)	306	(93.9)	99	(32.4)	57	(18.6)	60	(19.6)	21	(6.9)	1	(0.3)	7	(2.3)	17	(5.6)	21	(6.9)	15	(4.9)	26	(8.5)
Unknown	2	(0.0)	2	(100.0)	0	(0.0)	0	(0.0)	0	(0.0)	0	(0.0)	0	(0.0)	0	(0.0)	0	(0.0)	0	(0.0)	0	(0.0)	0	(0.0)
Total	5,304	(100.0)	4,488	(84.6)	3,149	(70.2)	697	(15.5)	1,082	(24.1)	464	(10.3)	1	(0.0)	538	(12.0)	475	(10.6)	658	(14.7)	586	(13.1)	29	(0.7)
2015																								
C	59	(1.1)	58	(98.3)	45	(77.6)	0	(0.0)	1	(1.7)	0	(0.0)	0	(0.0)	7	(12.1)	0	(0.0)	2	(3.5)	0	(0.0)	0	(0.0)
K3	101	(1.8)	98	(97.0)	59	(60.2)	17	(17.4)	20	(20.4)	9	(9.2)	0	(0.0)	9	(9.2)	4	(4.1)	6	(6.1)	6	(6.1)	0	(0.0)
M	94	(1.7)	85	(90.4)	60	(70.6)	12	(14.1)	34	(40.0)	8	(9.4)	0	(0.0)	9	(10.6)	4	(4.7)	6	(7.1)	10	(11.8)	0	(0.0)
W	162	(2.9)	140	(86.4)	111	(79.3)	50	(35.7)	67	(47.9)	24	(17.1)	0	(0.0)	18	(12.9)	17	(12.1)	20	(14.3)	29	(20.7)	0	(0.0)
X	68	(1.2)	53	(77.9)	48	(90.6)	2	(3.8)	2	(3.8)	0	(0.0)	0	(0.0)	0	(0.0)	4	(7.6)	4	(7.6)	0	(0.0)	18	(34.0)
T001	1,208	(22.0)	1,043	(86.3)	777	(74.5)	213	(20.4)	309	(29.6)	196	(18.8)	0	(0.0)	138	(13.2)	116	(11.1)	223	(21.4)	313	(30.0)	0	(0.0)
T002	503	(9.2)	327	(65.0)	254	(77.7)	48	(14.7)	63	(19.3)	24	(7.3)	0	(0.0)	58	(17.7)	41	(12.5)	42	(12.8)	16	(4.9)	0	(0.0)
T003	486	(8.8)	436	(89.7)	323	(74.1)	46	(10.6)	63	(14.5)	10	(2.3)	0	(0.0)	60	(13.8)	50	(11.5)	63	(14.5)	12	(2.8)	0	(0.0)
T004	879	(16.0)	694	(79.0)	523	(75.4)	84	(12.1)	100	(14.4)	71	(10.2)	0	(0.0)	72	(10.4)	40	(5.8)	31	(4.5)	61	(8.8)	0	(0.0)
T005	560	(10.2)	358	(63.9)	242	(67.6)	37	(10.3)	84	(23.5)	41	(11.5)	0	(0.0)	110	(30.7)	53	(14.8)	92	(25.7)	65	(18.2)	0	(0.0)
T008	472	(8.6)	437	(92.6)	347	(79.4)	53	(12.1)	157	(35.9)	44	(10.1)	0	(0.0)	62	(14.2)	77	(17.6)	94	(21.5)	73	(16.7)	0	(0.0)
T010	141	(2.6)	128	(90.8)	97	(75.8)	14	(10.9)	57	(44.5)	9	(7.0)	0	(0.0)	22	(17.2)	8	(6.3)	20	(15.6)	3	(2.3)	0	(0.0)
T016	150	(2.7)	133	(88.7)	83	(62.4)	26	(19.6)	44	(33.1)	17	(12.8)	0	(0.0)	12	(9.0)	6	(4.5)	5	(3.8)	4	(3.0)	0	(0.0)
T022	95	(1.7)	66	(69.5)	51	(77.3)	12	(18.2)	27	(40.9)	10	(15.2)	0	(0.0)	12	(18.2)	5	(7.6)	5	(7.6)	8	(12.1)	0	(0.0)
T024	142	(2.6)	134	(94.4)	122	(91.0)	30	(22.4)	64	(47.8)	18	(13.4)	0	(0.0)	12	(9.0)	17	(12.7)	19	(14.2)	13	(9.7)	0	(0.0)
T026	91	(1.7)	88	(96.7)	72	(81.8)	8	(9.1)	14	(15.9)	6	(6.8)	0	(0.0)	11	(12.5)	5	(5.7)	6	(6.8)	6	(6.8)	0	(0.0)
Other	276	(5.0)	243	(88.0)	17	(7.0)	6	(2.5)	8	(3.3)	5	(2.1)	1	(0.4)	0	(0.0)	3	(1.2)	2	(0.8)	4	(1.7)	3	(1.2)
Unknown	5	(0.1)	3	(60.0)	0	(0.0)	0	(0.0)	0	(0.0)	0	(0.0)	0	(0.0)	0	(0.0)	0	(0.0)	0	(0.0)	0	(0.0)	0	(0.0)
Total	5,492	(100.0)	4,524	(82.4)	3,231	(71.4)	658	(14.5)	1,114	(24.6)	492	(10.9)	1	(0.0)	612	(13.5)	450	(10.0)	640	(14.2)	623	(13.8)	21	(0.5)
2016																								
M	104	(1.9)	97	(93.3)	72	(74.2)	16	(16.5)	21	(21.7)	10	(10.3)	0	(0.0)	28	(28.9)	5	(5.2)	11	(11.3)	9	(9.3)	0	(0.0)
R	1	(0.0)	1	(100.0)	0	(0.0)	0	(0.0)	0	(0.0)	0	(0.0)	0	(0.0)	0	(0.0)	0	(0.0)	0	(0.0)	0	(0.0)	0	(0.0)
X	18	(0.3)	17	(94.4)	15	(88.2)	5	(29.4)	2	(11.8)	0	(0.0)	0	(0.0)	2	(11.8)	0	(0.0)	0	(0.0)	0	(0.0)	4	(23.5)
T001	1,269	(22.7)	1,117	(88.0)	913	(81.7)	217	(19.4)	362	(32.4)	212	(19.0)	0	(0.0)	165	(14.8)	119	(10.7)	253	(22.7)	332	(29.7)	0	(0.0)
T002	462	(8.3)	307	(66.5)	231	(75.2)	43	(14.0)	40	(13.0)	18	(5.9)	0	(0.0)	45	(14.7)	27	(8.8)	26	(8.5)	12	(3.9)	0	(0.0)
T003	543	(9.7)	440	(81.0)	298	(67.7)	33	(7.5)	51	(11.6)	33	(7.5)	1	(0.2)	58	(13.2)	45	(10.2)	61	(13.9)	50	(11.4)	0	(0.0)
T004	957	(17.1)	777	(81.2)	604	(77.7)	73	(9.4)	112	(14.4)	95	(12.2)	0	(0.0)	78	(10.0)	37	(4.8)	30	(3.9)	45	(5.8)	0	(0.0)
T005	567	(10.1)	394	(69.5)	277	(70.3)	32	(8.1)	75	(19.0)	46	(11.7)	0	(0.0)	83	(21.1)	50	(12.7)	80	(20.3)	50	(12.7)	1	(0.3)
T008	410	(7.3)	360	(87.8)	287	(79.7)	31	(8.6)	114	(31.7)	44	(12.2)	0	(0.0)	49	(13.6)	60	(16.7)	73	(20.3)	48	(13.3)	0	(0.0)
T010	108	(1.9)	95	(88.0)	73	(76.8)	14	(14.7)	38	(40.0)	9	(9.5)	0	(0.0)	20	(21.1)	7	(7.4)	12	(12.6)	5	(5.3)	0	(0.0)
T016	34	(0.6)	32	(94.1)	16	(50.0)	2	(6.3)	7	(21.9)	1	(3.1)	0	(0.0)	6	(18.8)	0	(0.0)	2	(6.3)	0	(0.0)	0	(0.0)
T017	1	(0.0)	1	(100.0)	1	(100.0)	0	(0.0)	1	(100.0)	0	(0.0)	0	(0.0)	0	(0.0)	0	(0.0)	0	(0.0)	0	(0.0)	0	(0.0)
T020	133	(2.4)	112	(84.2)	80	(71.4)	14	(12.5)	26	(23.2)	11	(9.8)	0	(0.0)	20	(17.9)	4	(3.6)	7	(6.3)	6	(5.4)	0	(0.0)
T022	115	(2.1)	91	(79.1)	60	(65.9)	23	(25.3)	30	(33.0)	16	(17.6)	0	(0.0)	20	(22.0)	6	(6.6)	9	(9.9)	7	(7.7)	0	(0.0)
T024	342	(6.1)	319	(93.3)	266	(83.4)	74	(23.2)	143	(44.8)	54	(16.9)	1	(0.3)	37	(11.6)	44	(13.8)	53	(16.6)	52	(16.3)	0	(0.0)
T026	237	(4.2)	201	(84.8)	168	(83.6)	26	(12.9)	41	(20.4)	23	(11.4)	0	(0.0)	26	(12.9)	19	(9.5)	19	(9.5)	16	(8.0)	0	(0.0)
Other	287	(5.1)	253	(88.2)	52	(20.6)	30	(11.9)	29	(11.5)	20	(7.9)	3	(1.2)	5	(2.0)	14	(5.5)	13	(5.1)	10	(4.0)	17	(6.7)
Unknown	2	(0.0)	1	(50.0)	0	(0.0)	0	(0.0)	0	(0.0)	0	(0.0)	0	(0.0)	0	(0.0)	0	(0.0)	0	(0.0)	0	(0.0)	0	(0.0)
Total	5,591	(100.0)	4,615	(82.5)	3,413	(74.0)	633	(13.7)	1,092	(23.7)	592	(12.8)	5	(0.1)	642	(13.9)	437	(9.5)	649	(14.1)	642	(13.9)	22	(0.5)
Grand Total	16,387	(100.0)	13,627	(83.2)	9,793	(71.9)	1,988	(14.6)	3,288	(24.1)	1,548	(11.4)	7	(0.1)	1,792	(39.4)	1,362	(30.0)	1,947	(42.9)	1,851	(40.7)	72	(1.6)

TABLE T6 NON - ELECTIVE TRANSPORTS TO PICU BY PIM2r 2016 GROUP, 2014 - 2016

Year/ Organisation	<1%		1-5%		5-15%		15-30%		30%+		Total	
	n	(%)	n	(%)	n	(%)	n	(%)	n	(%)	n	(%)
2014												
C	14	(13.0)	57	(55.0)	28	(27.0)	1	(1.0)	4	(4.0)	104	(2.3)
D	0	(0.0)	0	(0.0)	0	(0.0)	0	(0.0)	1	(100.0)	1	(0.0)
K3	17	(13.0)	76	(56.0)	33	(24.0)	3	(2.0)	7	(5.0)	136	(3.0)
M	7	(9.0)	44	(57.0)	23	(30.0)	2	(3.0)	1	(1.0)	77	(1.7)
N	0	(0.0)	1	(100.0)	0	(0.0)	0	(0.0)	0	(0.0)	1	(0.0)
W	17	(9.0)	94	(50.0)	62	(33.0)	7	(4.0)	9	(5.0)	189	(4.2)
X	0	(0.0)	9	(75.0)	2	(17.0)	0	(0.0)	1	(8.0)	12	(0.3)
Y	9	(24.0)	21	(55.0)	6	(16.0)	1	(3.0)	1	(3.0)	38	(0.9)
ZA	25	(34.0)	44	(60.0)	2	(3.0)	1	(1.0)	1	(1.0)	73	(1.6)
T001	117	(11.0)	548	(52.0)	294	(28.0)	58	(6.0)	31	(3.0)	1,048	(23.4)
T002	48	(14.0)	171	(50.0)	93	(27.0)	11	(3.0)	16	(5.0)	339	(7.6)
T003	34	(7.0)	288	(57.0)	155	(31.0)	21	(4.0)	8	(2.0)	506	(11.3)
T004	164	(24.0)	366	(53.0)	131	(19.0)	18	(3.0)	12	(2.0)	691	(15.4)
T005	53	(14.0)	164	(44.0)	133	(35.0)	13	(3.0)	14	(4.0)	377	(8.4)
T008	74	(18.0)	207	(50.0)	109	(26.0)	18	(4.0)	8	(2.0)	416	(9.3)
T010	14	(18.0)	45	(58.0)	16	(21.0)	0	(0.0)	2	(3.0)	77	(1.7)
T016	26	(32.0)	39	(48.0)	11	(13.0)	3	(4.0)	3	(4.0)	82	(1.8)
T022	4	(31.0)	7	(54.0)	1	(8.0)	1	(8.0)	0	(0.0)	13	(0.3)
Other	27	(9.0)	216	(71.0)	56	(18.0)	6	(2.0)	1	(0.0)	306	(6.8)
Unknown	0	(0.0)	2	(100.0)	0	(0.0)	0	(0.0)	0	(0.0)	2	(0.0)
Total	**650**	**(14.0)**	**2,399**	**(53.0)**	**1,155**	**(26.0)**	**164**	**(4.0)**	**120**	**(3.0)**	**4,488**	**(32.9)**
2015												
C	13	(22.0)	39	(67.0)	5	(9.0)	0	(0.0)	1	(2.0)	58	(1.3)
K3	10	(10.0)	53	(54.0)	21	(21.0)	5	(5.0)	9	(9.0)	98	(2.2)
M	16	(19.0)	48	(56.0)	17	(20.0)	3	(4.0)	1	(1.0)	85	(1.9)
W	22	(16.0)	70	(50.0)	44	(31.0)	4	(3.0)	0	(0.0)	140	(3.1)
X	5	(9.0)	37	(70.0)	8	(15.0)	1	(2.0)	2	(4.0)	53	(1.2)
T001	40	(4.0)	598	(57.0)	353	(34.0)	32	(3.0)	20	(2.0)	1,043	(23.1)
T002	59	(18.0)	164	(50.0)	81	(25.0)	16	(5.0)	7	(2.0)	327	(7.2)
T003	58	(13.0)	221	(51.0)	126	(29.0)	16	(4.0)	15	(3.0)	436	(9.6)
T004	162	(23.0)	385	(55.0)	114	(16.0)	23	(3.0)	10	(1.0)	694	(15.3)
T005	49	(14.0)	177	(49.0)	104	(29.0)	16	(4.0)	12	(3.0)	358	(7.9)
T008	70	(16.0)	203	(46.0)	130	(30.0)	21	(5.0)	13	(3.0)	437	(9.7)
T010	26	(20.0)	72	(56.0)	23	(18.0)	3	(2.0)	4	(3.0)	128	(2.8)
T016	27	(20.0)	75	(56.0)	27	(20.0)	4	(3.0)	0	(0.0)	133	(2.9)
T022	16	(24.0)	35	(53.0)	11	(17.0)	3	(5.0)	1	(2.0)	66	(1.5)
T024	26	(19.0)	61	(46.0)	36	(27.0)	6	(4.0)	5	(4.0)	134	(3.0)
T026	24	(27.0)	54	(61.0)	10	(11.0)	0	(0.0)	0	(0.0)	88	(2.0)
Other	9	(4.0)	220	(91.0)	10	(4.0)	3	(1.0)	1	(0.0)	243	(5.4)
Unknown	0	(0.0)	3	(100.0)	0	(0.0)	0	(0.0)	0	(0.0)	3	(0.1)
Total	**632**	**(14.0)**	**2,515**	**(56.0)**	**1,120**	**(25.0)**	**156**	**(3.0)**	**101**	**(2.0)**	**4,524**	**(33.2)**
2016												
M	21	(22.0)	45	(46.0)	26	(27.0)	3	(3.0)	2	(2.0)	97	(2.1)
R	0	(0.0)	1	(100.0)	0	(0.0)	0	(0.0)	0	(0.0)	1	(0.0)
X	0	(0.0)	11	(65.0)	3	(18.0)	2	(12.0)	1	(6.0)	17	(0.4)
T001	6	(1.0)	719	(64.0)	359	(32.0)	21	(2.0)	12	(1.0)	1,117	(24.2)
T002	55	(18.0)	177	(58.0)	55	(18.0)	14	(5.0)	6	(2.0)	307	(6.7)
T003	58	(13.0)	222	(50.0)	139	(32.0)	14	(3.0)	7	(2.0)	440	(9.5)
T004	192	(25.0)	423	(54.0)	130	(17.0)	16	(2.0)	16	(2.0)	777	(16.8)
T005	66	(17.0)	184	(47.0)	116	(29.0)	21	(5.0)	7	(2.0)	394	(8.5)
T008	70	(19.0)	166	(46.0)	100	(28.0)	17	(5.0)	7	(2.0)	360	(7.8)
T010	16	(17.0)	45	(47.0)	27	(28.0)	6	(6.0)	1	(1.0)	95	(2.1)
T016	9	(28.0)	16	(50.0)	6	(19.0)	1	(3.0)	0	(0.0)	32	(0.7)
T017	0	(0.0)	1	(100.0)	0	(0.0)	0	(0.0)	0	(0.0)	1	(0.0)
T020	29	(26.0)	68	(61.0)	12	(11.0)	2	(2.0)	1	(1.0)	112	(2.4)
T022	29	(32.0)	37	(41.0)	21	(23.0)	3	(3.0)	1	(1.0)	91	(2.0)
T024	50	(16.0)	164	(51.0)	93	(29.0)	7	(2.0)	5	(2.0)	319	(6.9)
T026	43	(21.0)	104	(52.0)	44	(22.0)	4	(2.0)	6	(3.0)	201	(4.4)
Other	7	(3.0)	195	(77.0)	39	(15.0)	9	(4.0)	3	(1.0)	253	(5.5)
Unknown	0	(0.0)	1	(100.0)	0	(0.0)	0	(0.0)	0	(0.0)	1	(0.0)
Total	**651**	**(14.0)**	**2,579**	**(56.0)**	**1,170**	**(25.0)**	**140**	**(3.0)**	**75**	**(2.0)**	**4,615**	**(33.9)**
Grand Total	**1,933**	**(14.0)**	**7,493**	**(55.0)**	**3,445**	**(25.0)**	**460**	**(3.0)**	**296**	**(2.0)**	**13,627**	**(100.0)**

TABLE T7 NON - ELECTIVE TRANSPORTS, GRADE OF CLINICAL TEAM LEADER OF TRANSPORT TEAM BY HEALTH ORGANISATION, 2014 - 2016

Year / Organisation	Consultant / Associate Specialist / Staff Grade		ST 4 - 8		ST 1 - 3		Nurse practitioner		Unknown		Total	
	n	(%)	n	(%)	n	(%)	n	(%)	n	(%)	n	(%)
2014												
C	104	(100.0)	0	(0.0)	0	(0.0)	0	(0.0)	0	(0.0)	**104**	**(2.3)**
D	1	(100.0)	0	(0.0)	0	(0.0)	0	(0.0)	0	(0.0)	**1**	**(0.0)**
K3	81	(60.0)	49	(36.0)	6	(4.0)	0	(0.0)	0	(0.0)	**136**	**(3.0)**
M	21	(27.0)	55	(71.0)	0	(0.0)	0	(0.0)	1	(1.0)	**77**	**(1.7)**
N	0	(0.0)	1	(100.0)	0	(0.0)	0	(0.0)	0	(0.0)	**1**	**(0.0)**
W	105	(56.0)	70	(37.0)	13	(7.0)	0	(0.0)	1	(1.0)	**189**	**(4.2)**
X	6	(50.0)	4	(33.0)	0	(0.0)	2	(17.0)	0	(0.0)	**12**	**(0.3)**
Y	33	(87.0)	4	(11.0)	0	(0.0)	1	(3.0)	0	(0.0)	**38**	**(0.9)**
ZA	27	(37.0)	29	(40.0)	0	(0.0)	17	(23.0)	0	(0.0)	**73**	**(1.6)**
T001	107	(10.0)	892	(85.0)	0	(0.0)	49	(5.0)	0	(0.0)	**1,048**	**(23.4)**
T002	139	(41.0)	122	(36.0)	1	(0.0)	76	(22.0)	1	(0.0)	**339**	**(7.6)**
T003	455	(90.0)	45	(9.0)	0	(0.0)	4	(1.0)	2	(0.0)	**506**	**(11.3)**
T004	21	(3.0)	368	(53.0)	0	(0.0)	302	(44.0)	0	(0.0)	**691**	**(15.4)**
T005	144	(38.0)	132	(35.0)	0	(0.0)	99	(26.0)	2	(1.0)	**377**	**(8.4)**
T008	155	(37.0)	204	(49.0)	56	(13.0)	0	(0.0)	1	(0.0)	**416**	**(9.3)**
T010	77	(100.0)	0	(0.0)	0	(0.0)	0	(0.0)	0	(0.0)	**77**	**(1.7)**
T016	82	(100.0)	0	(0.0)	0	(0.0)	0	(0.0)	0	(0.0)	**82**	**(1.8)**
T022	12	(92.0)	1	(8.0)	0	(0.0)	0	(0.0)	0	(0.0)	**13**	**(0.3)**
Other	149	(49.0)	37	(12.0)	0	(0.0)	2	(1.0)	118	(39.0)	**306**	**(6.8)**
Unknown	1	(50.0)	0	(0.0)	0	(0.0)	0	(0.0)	1	(50.0)	**2**	**(0.0)**
Total	**1,720**	**(38.0)**	**2,013**	**(45.0)**	**76**	**(2.0)**	**552**	**(12.0)**	**127**	**(3.0)**	**4,488**	**(32.9)**
2015												
C	57	(98.0)	0	(0.0)	0	(0.0)	0	(0.0)	1	(2.0)	**58**	**(1.3)**
K3	48	(49.0)	50	(51.0)	0	(0.0)	0	(0.0)	0	(0.0)	**98**	**(2.2)**
M	22	(26.0)	59	(69.0)	0	(0.0)	0	(0.0)	4	(5.0)	**85**	**(1.9)**
W	55	(39.0)	39	(28.0)	33	(24.0)	1	(1.0)	12	(9.0)	**140**	**(3.1)**
X	49	(92.0)	3	(6.0)	0	(0.0)	1	(2.0)	0	(0.0)	**53**	**(1.2)**
T001	85	(8.0)	251	(24.0)	0	(0.0)	12	(1.0)	695	(67.0)	**1,043**	**(23.1)**
T002	167	(51.0)	98	(30.0)	1	(0.0)	60	(18.0)	1	(0.0)	**327**	**(7.2)**
T003	363	(83.0)	73	(17.0)	0	(0.0)	0	(0.0)	0	(0.0)	**436**	**(9.6)**
T004	36	(5.0)	333	(48.0)	0	(0.0)	325	(47.0)	0	(0.0)	**694**	**(15.3)**
T005	136	(38.0)	136	(38.0)	0	(0.0)	83	(23.0)	3	(1.0)	**358**	**(7.9)**
T008	218	(50.0)	201	(46.0)	16	(4.0)	0	(0.0)	2	(0.0)	**437**	**(9.7)**
T010	128	(100.0)	0	(0.0)	0	(0.0)	0	(0.0)	0	(0.0)	**128**	**(2.8)**
T016	133	(100.0)	0	(0.0)	0	(0.0)	0	(0.0)	0	(0.0)	**133**	**(2.9)**
T022	54	(82.0)	12	(18.0)	0	(0.0)	0	(0.0)	0	(0.0)	**66**	**(1.5)**
T024	114	(85.0)	19	(14.0)	0	(0.0)	1	(1.0)	0	(0.0)	**134**	**(3.0)**
T026	38	(43.0)	48	(55.0)	1	(1.0)	0	(0.0)	1	(1.0)	**88**	**(2.0)**
Other	33	(14.0)	11	(5.0)	0	(0.0)	2	(1.0)	197	(81.0)	**243**	**(5.4)**
Unknown	0	(0.0)	0	(0.0)	0	(0.0)	0	(0.0)	3	(100.0)	**3**	**(0.1)**
Total	**1,736**	**(38.0)**	**1,333**	**(29.0)**	**51**	**(1.0)**	**485**	**(11.0)**	**919**	**(20.0)**	**4,524**	**(33.2)**
2016												
M	28	(29.0)	66	(68.0)	1	(1.0)	0	(0.0)	2	(2.0)	**97**	**(2.1)**
R	0	(0.0)	0	(0.0)	0	(0.0)	0	(0.0)	1	(100.0)	**1**	**(0.0)**
X	14	(82.0)	1	(6.0)	0	(0.0)	1	(6.0)	1	(6.0)	**17**	**(0.4)**
T001	94	(8.0)	0	(0.0)	0	(0.0)	0	(0.0)	1,023	(92.0)	**1,117**	**(24.2)**
T002	122	(40.0)	104	(34.0)	0	(0.0)	79	(26.0)	2	(1.0)	**307**	**(6.7)**
T003	374	(85.0)	64	(15.0)	1	(0.0)	1	(0.0)	0	(0.0)	**440**	**(9.5)**
T004	69	(9.0)	407	(52.0)	0	(0.0)	301	(39.0)	0	(0.0)	**777**	**(16.8)**
T005	85	(22.0)	214	(54.0)	4	(1.0)	89	(23.0)	2	(1.0)	**394**	**(8.5)**
T008	169	(47.0)	166	(46.0)	18	(5.0)	6	(2.0)	1	(0.0)	**360**	**(7.8)**
T010	95	(100.0)	0	(0.0)	0	(0.0)	0	(0.0)	0	(0.0)	**95**	**(2.1)**
T016	32	(100.0)	0	(0.0)	0	(0.0)	0	(0.0)	0	(0.0)	**32**	**(0.7)**
T017	1	(100.0)	0	(0.0)	0	(0.0)	0	(0.0)	0	(0.0)	**1**	**(0.0)**
T020	104	(93.0)	8	(7.0)	0	(0.0)	0	(0.0)	0	(0.0)	**112**	**(2.4)**
T022	64	(70.0)	27	(30.0)	0	(0.0)	0	(0.0)	0	(0.0)	**91**	**(2.0)**
T024	224	(70.0)	64	(20.0)	1	(0.0)	29	(9.0)	1	(0.0)	**319**	**(6.9)**
T026	126	(63.0)	74	(37.0)	0	(0.0)	0	(0.0)	1	(0.0)	**201**	**(4.4)**
Other	45	(18.0)	26	(10.0)	1	(0.0)	2	(1.0)	179	(71.0)	**253**	**(5.5)**
Unknown	0	(0.0)	0	(0.0)	0	(0.0)	0	(0.0)	1	(100.0)	**1**	**(0.0)**
Total	**1,646**	**(36.0)**	**1,221**	**(26.0)**	**26**	**(1.0)**	**508**	**(11.0)**	**1,214**	**(26.0)**	**4,615**	**(33.9)**
Grand Total	**5,102**	**(37.0)**	**4,567**	**(34.0)**	**153**	**(1.0)**	**1,545**	**(11.0)**	**2,260**	**(17.0)**	**13,627**	**(100.0)**

TABLE T8 NON - ELECTIVE TRANSPORT BY COLLECTION AREA BY HEALTH ORGANISATION, 2014 - 2016

Year / Organisation	A & E n	A & E (%)	Ward n	Ward (%)	Theatre / Recovery n	Theatre / Recovery (%)	NICU n	NICU (%)	HDU (step-up/step-down unit) n	HDU (%)	ICU n	ICU (%)	PICU n	PICU (%)	Other n	Other (%)	Total n	Total (%)
2014																		
C	16	(15.4)	1	(1.0)	56	(53.9)	0	(0.0)	9	(8.7)	21	(20.2)	0	(0.0)	1	(1.0)	**104**	**(2.3)**
D	0	(0.0)	0	(0.0)	0	(0.0)	0	(0.0)	0	(0.0)	0	(0.0)	1	(100.0)	0	(0.0)	**1**	**(0.0)**
K3	33	(24.3)	6	(4.4)	71	(52.2)	4	(2.9)	0	(0.0)	6	(4.4)	15	(11.0)	1	(0.7)	**136**	**(3.0)**
M	23	(29.9)	22	(28.6)	18	(23.4)	0	(0.0)	9	(11.7)	0	(0.0)	3	(3.9)	2	(2.6)	**77**	**(1.7)**
N	1	(100.0)	0	(0.0)	0	(0.0)	0	(0.0)	0	(0.0)	0	(0.0)	0	(0.0)	0	(0.0)	**1**	**(0.0)**
W	25	(13.2)	4	(2.1)	19	(10.1)	2	(1.1)	50	(26.5)	69	(36.5)	15	(7.9)	5	(2.7)	**189**	**(4.2)**
X	0	(0.0)	0	(0.0)	0	(0.0)	1	(8.3)	0	(0.0)	0	(0.0)	11	(91.7)	0	(0.0)	**12**	**(0.3)**
Y	7	(18.4)	10	(26.3)	7	(18.4)	2	(5.3)	5	(13.2)	7	(18.4)	0	(0.0)	0	(0.0)	**38**	**(0.9)**
ZA	26	(35.6)	11	(15.1)	9	(12.3)	0	(0.0)	9	(12.3)	15	(20.6)	3	(4.1)	0	(0.0)	**73**	**(1.6)**
T001	341	(32.5)	157	(15.0)	163	(15.6)	201	(19.2)	48	(4.6)	76	(7.3)	46	(4.4)	16	(1.5)	**1,048**	**(23.4)**
T002	110	(32.5)	75	(22.1)	58	(17.1)	24	(7.1)	38	(11.2)	8	(2.4)	12	(3.5)	14	(4.1)	**339**	**(7.6)**
T003	173	(34.2)	136	(26.9)	21	(4.2)	25	(4.9)	105	(20.8)	7	(1.4)	34	(6.7)	5	(1.0)	**506**	**(11.3)**
T004	211	(30.5)	123	(17.8)	208	(30.1)	31	(4.5)	55	(8.0)	55	(8.0)	7	(1.0)	1	(0.1)	**691**	**(15.4)**
T005	96	(25.5)	108	(28.7)	20	(5.3)	72	(19.1)	46	(12.2)	19	(5.0)	16	(4.2)	0	(0.0)	**377**	**(8.4)**
T008	93	(22.4)	64	(15.4)	102	(24.5)	19	(4.6)	59	(14.2)	54	(13.0)	11	(2.6)	14	(3.4)	**416**	**(9.3)**
T010	12	(15.6)	3	(3.9)	41	(53.3)	3	(3.9)	1	(1.3)	4	(5.2)	12	(15.6)	1	(1.3)	**77**	**(1.7)**
T016	18	(22.0)	23	(28.1)	12	(14.6)	1	(1.2)	9	(11.0)	17	(20.7)	2	(2.4)	0	(0.0)	**82**	**(1.8)**
T022	1	(7.7)	2	(15.4)	1	(7.7)	1	(7.7)	2	(15.4)	3	(23.1)	2	(15.4)	1	(7.7)	**13**	**(0.3)**
Other	64	(20.9)	52	(17.0)	32	(10.5)	92	(30.1)	17	(5.6)	9	(2.9)	20	(6.5)	20	(6.5)	**306**	**(6.8)**
Unknown	0	(0.0)	0	(0.0)	0	(0.0)	1	(50.0)	1	(50.0)	0	(0.0)	0	(0.0)	0	(0.0)	**2**	**(0.0)**
Total	**1,250**	**(27.9)**	**797**	**(17.8)**	**838**	**(18.7)**	**479**	**(10.7)**	**463**	**(10.3)**	**370**	**(8.2)**	**210**	**(4.7)**	**81**	**(1.8)**	**4,488**	**(32.9)**
2015																		
C	17	(29.3)	0	(0.0)	29	(50.0)	0	(0.0)	5	(8.6)	6	(10.3)	1	(1.7)	0	(0.0)	**58**	**(1.3)**
K3	26	(26.5)	6	(6.1)	36	(36.7)	1	(1.0)	1	(1.0)	8	(8.2)	20	(20.4)	0	(0.0)	**98**	**(2.2)**
M	29	(34.1)	35	(41.2)	15	(17.7)	0	(0.0)	2	(2.4)	1	(1.2)	3	(3.5)	0	(0.0)	**85**	**(1.9)**
W	9	(6.4)	11	(7.9)	16	(11.4)	14	(10.0)	20	(14.3)	67	(47.9)	2	(1.4)	1	(0.7)	**140**	**(3.1)**
X	5	(9.4)	3	(5.7)	1	(1.9)	20	(37.7)	9	(17.0)	0	(0.0)	13	(24.5)	2	(3.8)	**53**	**(1.2)**
T001	349	(33.5)	190	(18.2)	153	(14.7)	224	(21.5)	30	(2.9)	49	(4.7)	39	(3.7)	9	(0.9)	**1,043**	**(23.1)**
T002	116	(35.5)	85	(26.0)	46	(14.1)	22	(6.7)	37	(11.3)	10	(3.1)	5	(1.5)	6	(1.8)	**327**	**(7.2)**
T003	170	(39.0)	78	(17.9)	19	(4.4)	25	(5.7)	114	(26.2)	4	(0.9)	24	(5.5)	2	(0.5)	**436**	**(9.6)**
T004	206	(29.7)	123	(17.7)	230	(33.1)	37	(5.3)	46	(6.6)	35	(5.0)	16	(2.3)	1	(0.1)	**694**	**(15.3)**
T005	110	(30.7)	92	(25.7)	33	(9.2)	48	(13.4)	47	(13.1)	10	(2.8)	16	(4.5)	2	(0.6)	**358**	**(7.9)**
T008	97	(22.2)	80	(18.3)	111	(25.4)	19	(4.4)	54	(12.4)	63	(14.4)	5	(1.1)	8	(1.8)	**437**	**(9.7)**
T010	20	(15.6)	15	(11.7)	76	(59.4)	5	(3.9)	0	(0.0)	4	(3.1)	7	(5.5)	1	(0.8)	**128**	**(2.8)**
T016	20	(15.0)	29	(21.8)	25	(18.8)	1	(0.8)	23	(17.3)	26	(19.6)	8	(6.0)	1	(0.8)	**133**	**(2.9)**
T022	8	(12.1)	11	(16.7)	6	(9.1)	2	(3.0)	7	(10.6)	24	(36.4)	5	(7.6)	3	(4.6)	**66**	**(1.5)**
T024	12	(9.0)	5	(3.7)	41	(30.6)	9	(6.7)	12	(9.0)	49	(36.6)	6	(4.5)	0	(0.0)	**134**	**(3.0)**
T026	24	(27.3)	5	(5.7)	35	(39.8)	3	(3.4)	2	(2.3)	5	(5.7)	14	(15.9)	0	(0.0)	**88**	**(2.0)**
Other	61	(25.1)	61	(25.1)	5	(2.1)	67	(27.6)	6	(2.5)	9	(3.7)	4	(1.7)	30	(12.4)	**243**	**(5.4)**
Unknown	1	(33.3)	1	(33.3)	0	(0.0)	0	(0.0)	0	(0.0)	0	(0.0)	0	(0.0)	1	(33.3)	**3**	**(0.1)**
Total	**1,280**	**(28.3)**	**830**	**(18.4)**	**877**	**(19.4)**	**497**	**(11.0)**	**415**	**(9.2)**	**370**	**(8.2)**	**188**	**(4.2)**	**67**	**(1.5)**	**4,524**	**(33.2)**
2016																		
M	32	(33.0)	40	(41.2)	9	(9.3)	1	(1.0)	2	(2.1)	0	(0.0)	12	(12.4)	1	(1.0)	**97**	**(2.1)**
R	0	(0.0)	0	(0.0)	0	(0.0)	0	(0.0)	0	(0.0)	0	(0.0)	0	(0.0)	1	(100.0)	**1**	**(0.0)**
X	2	(11.8)	0	(0.0)	0	(0.0)	7	(41.2)	1	(5.9)	0	(0.0)	6	(35.3)	1	(5.9)	**17**	**(0.4)**
T001	374	(33.5)	179	(16.0)	172	(15.4)	220	(19.7)	36	(3.2)	88	(7.9)	42	(3.8)	6	(0.5)	**1,117**	**(24.2)**
T002	118	(38.4)	82	(26.7)	39	(12.7)	18	(5.9)	26	(8.5)	7	(2.3)	14	(4.6)	3	(1.0)	**307**	**(6.7)**
T003	148	(33.6)	89	(20.2)	37	(8.4)	15	(3.4)	123	(28.0)	5	(1.1)	18	(4.1)	5	(1.1)	**440**	**(9.5)**
T004	222	(28.6)	110	(14.2)	289	(37.2)	35	(4.5)	74	(9.5)	35	(4.5)	8	(1.0)	4	(0.5)	**777**	**(16.8)**
T005	113	(28.7)	105	(26.7)	20	(5.1)	83	(21.1)	40	(10.2)	15	(3.8)	17	(4.3)	1	(0.3)	**394**	**(8.5)**
T008	70	(19.4)	66	(18.3)	101	(28.1)	16	(4.4)	54	(15.0)	34	(9.4)	13	(3.6)	6	(1.7)	**360**	**(7.8)**
T010	15	(15.8)	11	(11.6)	59	(62.1)	5	(5.3)	0	(0.0)	1	(1.1)	1	(1.1)	3	(3.2)	**95**	**(2.1)**
T016	6	(18.8)	8	(25.0)	4	(12.5)	3	(9.4)	6	(18.8)	3	(9.4)	2	(6.3)	0	(0.0)	**32**	**(0.7)**
T017	0	(0.0)	0	(0.0)	1	(100.0)	0	(0.0)	0	(0.0)	0	(0.0)	0	(0.0)	0	(0.0)	**1**	**(0.0)**
T020	31	(27.7)	20	(17.9)	15	(13.4)	0	(0.0)	14	(12.5)	17	(15.2)	8	(7.1)	7	(6.3)	**112**	**(2.4)**
T022	14	(15.4)	16	(17.6)	9	(9.9)	1	(1.1)	15	(16.5)	21	(23.1)	13	(14.3)	2	(2.2)	**91**	**(2.0)**
T024	30	(9.4)	19	(6.0)	90	(28.2)	24	(7.5)	45	(14.1)	90	(28.2)	18	(5.6)	3	(0.9)	**319**	**(6.9)**
T026	55	(27.4)	7	(3.5)	96	(47.8)	3	(1.5)	0	(0.0)	8	(4.0)	31	(15.4)	1	(0.5)	**201**	**(4.4)**
Other	46	(18.2)	58	(22.9)	1	(0.4)	78	(30.8)	10	(4.0)	12	(4.7)	14	(5.5)	34	(13.4)	**253**	**(5.5)**
Unknown	0	(0.0)	0	(0.0)	0	(0.0)	0	(0.0)	0	(0.0)	0	(0.0)	0	(0.0)	1	(100.0)	**1**	**(0.0)**
Total	**1,276**	**(27.7)**	**810**	**(17.6)**	**942**	**(20.4)**	**509**	**(11.0)**	**446**	**(9.7)**	**336**	**(7.3)**	**217**	**(4.7)**	**79**	**(1.7)**	**4,615**	**(33.9)**
Grand Total	**3,806**	**(27.9)**	**2,437**	**(17.9)**	**2,657**	**(19.5)**	**1,485**	**(10.9)**	**1,324**	**(9.7)**	**1,076**	**(7.9)**	**615**	**(4.5)**	**227**	**(1.7)**	**13,627**	**(100.0)**

TABLE T9 NON - ELECTIVE TRANSPORTS, PARENT PRESENT DURING TRANSPORT BY TRANSPORT ORGANISATION, 2014 - 2016

	PARENT PRESENT?											
	Yes		No - parent not present		No - parent declined to accompany		No - parents not permitted to accompany		Unknown		Total	
Year / Organisation	n	(%)	n	(%)	n	(%)	n	(%)	n	(%)	n	(%)
2014												
C	0	(0.0)	0	(0.0)	0	(0.0)	104	(100.0)	0	(0.0)	**104**	**(2.3)**
D	1	(100.0)	0	(0.0)	0	(0.0)	0	(0.0)	0	(0.0)	**1**	**(0.0)**
K3	25	(18.0)	14	(10.0)	48	(35.0)	44	(32.0)	5	(4.0)	**136**	**(3.0)**
M	2	(3.0)	0	(0.0)	0	(0.0)	75	(97.0)	0	(0.0)	**77**	**(1.7)**
N	1	(100.0)	0	(0.0)	0	(0.0)	0	(0.0)	0	(0.0)	**1**	**(0.0)**
W	101	(53.0)	7	(4.0)	76	(40.0)	2	(1.0)	3	(2.0)	**189**	**(4.2)**
X	0	(0.0)	1	(8.0)	0	(0.0)	11	(92.0)	0	(0.0)	**12**	**(0.3)**
Y	19	(50.0)	3	(8.0)	7	(18.0)	8	(21.0)	1	(3.0)	**38**	**(0.9)**
ZA	6	(8.0)	1	(1.0)	5	(7.0)	24	(33.0)	37	(51.0)	**73**	**(1.6)**
T001	912	(87.0)	91	(9.0)	44	(4.0)	1	(0.0)	0	(0.0)	**1,048**	**(23.4)**
T002	258	(76.0)	12	(4.0)	55	(16.0)	9	(3.0)	5	(1.0)	**339**	**(7.6)**
T003	373	(74.0)	8	(2.0)	57	(11.0)	3	(1.0)	65	(13.0)	**506**	**(11.3)**
T004	653	(95.0)	16	(2.0)	19	(3.0)	3	(0.0)	0	(0.0)	**691**	**(15.4)**
T005	302	(80.0)	17	(5.0)	44	(12.0)	6	(2.0)	8	(2.0)	**377**	**(8.4)**
T008	237	(57.0)	19	(5.0)	125	(30.0)	17	(4.0)	18	(4.0)	**416**	**(9.3)**
T010	20	(26.0)	11	(14.0)	33	(43.0)	13	(17.0)	0	(0.0)	**77**	**(1.7)**
T016	36	(44.0)	3	(4.0)	21	(26.0)	21	(26.0)	1	(1.0)	**82**	**(1.8)**
T022	2	(15.0)	0	(0.0)	8	(62.0)	3	(23.0)	0	(0.0)	**13**	**(0.3)**
Other	62	(20.0)	9	(3.0)	19	(6.0)	70	(23.0)	146	(48.0)	**306**	**(6.8)**
Unknown	0	(0.0)	0	(0.0)	0	(0.0)	0	(0.0)	2	(100.0)	**2**	**(0.0)**
Total	**3,010**	**(67.0)**	**212**	**(5.0)**	**561**	**(13.0)**	**414**	**(9.0)**	**291**	**(6.0)**	**4,488**	**(32.9)**
2015												
C	0	(0.0)	0	(0.0)	0	(0.0)	57	(98.0)	1	(2.0)	**58**	**(1.3)**
K3	29	(30.0)	7	(7.0)	39	(40.0)	15	(15.0)	8	(8.0)	**98**	**(2.2)**
M	1	(1.0)	0	(0.0)	0	(0.0)	84	(99.0)	0	(0.0)	**85**	**(1.9)**
W	62	(44.0)	5	(4.0)	61	(44.0)	3	(2.0)	9	(6.0)	**140**	**(3.1)**
X	4	(8.0)	17	(32.0)	3	(6.0)	20	(38.0)	9	(17.0)	**53**	**(1.2)**
T001	877	(84.0)	85	(8.0)	61	(6.0)	11	(1.0)	9	(1.0)	**1,043**	**(23.1)**
T002	245	(75.0)	24	(7.0)	37	(11.0)	13	(4.0)	8	(2.0)	**327**	**(7.2)**
T003	294	(67.0)	20	(5.0)	53	(12.0)	5	(1.0)	64	(15.0)	**436**	**(9.6)**
T004	656	(95.0)	16	(2.0)	19	(3.0)	3	(0.0)	0	(0.0)	**694**	**(15.3)**
T005	304	(85.0)	13	(4.0)	34	(9.0)	1	(0.0)	6	(2.0)	**358**	**(7.9)**
T008	284	(65.0)	23	(5.0)	95	(22.0)	18	(4.0)	17	(4.0)	**437**	**(9.7)**
T010	35	(27.0)	7	(5.0)	66	(52.0)	20	(16.0)	0	(0.0)	**128**	**(2.8)**
T016	83	(62.0)	9	(7.0)	30	(23.0)	11	(8.0)	0	(0.0)	**133**	**(2.9)**
T022	7	(11.0)	2	(3.0)	34	(52.0)	23	(35.0)	0	(0.0)	**66**	**(1.5)**
T024	69	(51.0)	4	(3.0)	58	(43.0)	3	(2.0)	0	(0.0)	**134**	**(3.0)**
T026	32	(36.0)	14	(16.0)	29	(33.0)	10	(11.0)	3	(3.0)	**88**	**(2.0)**
Other	11	(5.0)	2	(1.0)	3	(1.0)	13	(5.0)	214	(88.0)	**243**	**(5.4)**
Unknown	0	(0.0)	0	(0.0)	0	(0.0)	0	(0.0)	3	(100.0)	**3**	**(0.1)**
Total	**2,993**	**(66.0)**	**248**	**(5.0)**	**622**	**(14.0)**	**310**	**(7.0)**	**351**	**(8.0)**	**4,524**	**(33.2)**
2016												
M	0	(0.0)	1	(1.0)	0	(0.0)	96	(99.0)	0	(0.0)	**97**	**(2.1)**
R	0	(0.0)	0	(0.0)	0	(0.0)	0	(0.0)	1	(100.0)	**1**	**(0.0)**
X	0	(0.0)	11	(65.0)	0	(0.0)	3	(18.0)	3	(18.0)	**17**	**(0.4)**
T001	929	(83.0)	84	(8.0)	73	(7.0)	21	(2.0)	10	(1.0)	**1,117**	**(24.2)**
T002	227	(74.0)	23	(7.0)	38	(12.0)	10	(3.0)	9	(3.0)	**307**	**(6.7)**
T003	288	(65.0)	31	(7.0)	39	(9.0)	5	(1.0)	77	(18.0)	**440**	**(9.5)**
T004	731	(94.0)	14	(2.0)	26	(3.0)	5	(1.0)	1	(0.0)	**777**	**(16.8)**
T005	317	(80.0)	18	(5.0)	46	(12.0)	5	(1.0)	8	(2.0)	**394**	**(8.5)**
T008	226	(63.0)	19	(5.0)	99	(28.0)	10	(3.0)	6	(2.0)	**360**	**(7.8)**
T010	23	(24.0)	3	(3.0)	60	(63.0)	8	(8.0)	1	(1.0)	**95**	**(2.1)**
T016	14	(44.0)	1	(3.0)	12	(38.0)	5	(16.0)	0	(0.0)	**32**	**(0.7)**
T017	0	(0.0)	0	(0.0)	1	(100.0)	0	(0.0)	0	(0.0)	**1**	**(0.0)**
T020	68	(61.0)	2	(2.0)	38	(34.0)	3	(3.0)	1	(1.0)	**112**	**(2.4)**
T022	7	(8.0)	2	(2.0)	76	(84.0)	6	(7.0)	0	(0.0)	**91**	**(2.0)**
T024	201	(63.0)	7	(2.0)	105	(33.0)	4	(1.0)	2	(1.0)	**319**	**(6.9)**
T026	94	(47.0)	19	(9.0)	75	(37.0)	5	(2.0)	8	(4.0)	**201**	**(4.4)**
Other	16	(6.0)	1	(0.0)	0	(0.0)	60	(24.0)	176	(70.0)	**253**	**(5.5)**
Unknown	0	(0.0)	0	(0.0)	0	(0.0)	0	(0.0)	1	(100.0)	**1**	**(0.0)**
Total	**3,141**	**(68.0)**	**236**	**(5.0)**	**688**	**(15.0)**	**246**	**(5.0)**	**304**	**(7.0)**	**4,615**	**(33.9)**
Grand Total	**9,144**	**(67.0)**	**696**	**(5.0)**	**1,871**	**(14.0)**	**970**	**(7.0)**	**946**	**(7.0)**	**13,627**	**(100.0)**

TABLE T10 NON ELECTIVE TRANSPORTS, CRITICAL INCIDENTS BY TRANSPORT ORGANISATION, 2014 - 2016

			Incidents																	
Year / Organisation	Total Transports		None		Accidental extubation		IV access loss		Cardiac arrest		Ventilator failure		Medical gas supply loss		Equipment failure		Vehicle accident or breakdown		Other	
	n	(%)	n	(%)	n	(%)	n	(%)	n	(%)	n	(%)	n	(%)	n	(%)	n	(%)	n	(%)
2014																				
C	104	(2.3)	102	(98.1)	1	(1.0)	0	(0.0)	0	(0.0)	0	(0.0)	0	(0.0)	1	(1.0)	0	(0.0)	0	(0.0)
D	1	(0.0)	0	(0.0)	0	(0.0)	0	(0.0)	0	(0.0)	0	(0.0)	0	(0.0)	0	(0.0)	0	(0.0)	1	(100.0)
K3	136	(3.0)	129	(94.9)	0	(0.0)	0	(0.0)	0	(0.0)	1	(0.7)	0	(0.0)	5	(3.7)	0	(0.0)	1	(0.7)
M	77	(1.7)	74	(96.1)	0	(0.0)	0	(0.0)	0	(0.0)	0	(0.0)	0	(0.0)	3	(3.9)	0	(0.0)	0	(0.0)
N	1	(0.0)	1	(100.0)	0	(0.0)	0	(0.0)	0	(0.0)	0	(0.0)	0	(0.0)	0	(0.0)	0	(0.0)	0	(0.0)
W	189	(4.2)	168	(88.9)	1	(0.5)	0	(0.0)	2	(1.1)	2	(1.1)	0	(0.0)	5	(2.7)	0	(0.0)	15	(7.9)
X	12	(0.3)	10	(83.3)	0	(0.0)	0	(0.0)	1	(8.3)	1	(8.3)	0	(0.0)	0	(0.0)	0	(0.0)	0	(0.0)
Y	38	(0.9)	34	(89.5)	0	(0.0)	0	(0.0)	0	(0.0)	0	(0.0)	0	(0.0)	1	(2.6)	0	(0.0)	3	(7.9)
ZA	73	(1.6)	65	(89.0)	0	(0.0)	0	(0.0)	0	(0.0)	0	(0.0)	1	(1.4)	1	(1.4)	0	(0.0)	6	(8.2)
T001	1,048	(23.4)	1,048	(100.0)	0	(0.0)	0	(0.0)	0	(0.0)	0	(0.0)	0	(0.0)	0	(0.0)	0	(0.0)	0	(0.0)
T002	339	(7.6)	323	(95.3)	0	(0.0)	0	(0.0)	1	(0.3)	0	(0.0)	2	(0.6)	5	(1.5)	0	(0.0)	12	(3.5)
T003	506	(11.3)	422	(83.4)	0	(0.0)	0	(0.0)	0	(0.0)	0	(0.0)	0	(0.0)	20	(4.0)	0	(0.0)	71	(14.0)
T004	691	(15.4)	590	(85.4)	0	(0.0)	0	(0.0)	1	(0.1)	1	(0.1)	2	(0.3)	72	(10.4)	0	(0.0)	37	(5.4)
T005	377	(8.4)	359	(95.2)	0	(0.0)	0	(0.0)	2	(0.5)	2	(0.5)	2	(0.5)	5	(1.3)	0	(0.0)	8	(2.1)
T008	416	(9.3)	401	(96.4)	1	(0.2)	0	(0.0)	0	(0.0)	1	(0.2)	0	(0.0)	7	(1.7)	0	(0.0)	9	(2.2)
T010	77	(1.7)	75	(97.4)	0	(0.0)	0	(0.0)	0	(0.0)	0	(0.0)	0	(0.0)	0	(0.0)	0	(0.0)	2	(2.6)
T016	82	(1.8)	75	(91.5)	0	(0.0)	0	(0.0)	1	(1.2)	0	(0.0)	0	(0.0)	2	(2.4)	0	(0.0)	5	(6.1)
T022	13	(0.3)	8	(61.5)	0	(0.0)	0	(0.0)	0	(0.0)	0	(0.0)	0	(0.0)	3	(23.1)	0	(0.0)	2	(15.4)
Other	306	(6.8)	295	(96.4)	0	(0.0)	0	(0.0)	0	(0.0)	1	(0.3)	0	(0.0)	4	(1.3)	2	(0.7)	5	(1.6)
Unknown	2	(0.0)	2	(100.0)	0	(0.0)	0	(0.0)	0	(0.0)	0	(0.0)	0	(0.0)	0	(0.0)	0	(0.0)	0	(0.0)
Total	**4,488**	**(32.9)**	**4,181**	**(93.2)**	**3**	**(0.1)**	**0**	**(0.0)**	**8**	**(0.2)**	**9**	**(0.2)**	**7**	**(0.2)**	**134**	**(3.0)**	**2**	**(0.0)**	**177**	**(3.9)**
2015																				
C	58	(1.3)	55	(94.8)	0	(0.0)	0	(0.0)	0	(0.0)	0	(0.0)	0	(0.0)	0	(0.0)	0	(0.0)	3	(5.2)
K3	98	(2.2)	93	(94.9)	0	(0.0)	0	(0.0)	0	(0.0)	0	(0.0)	0	(0.0)	4	(4.1)	0	(0.0)	1	(1.0)
M	85	(1.9)	77	(90.6)	0	(0.0)	0	(0.0)	0	(0.0)	1	(1.2)	0	(0.0)	0	(0.0)	0	(0.0)	7	(8.2)
W	140	(3.1)	124	(88.6)	1	(0.7)	0	(0.0)	0	(0.0)	0	(0.0)	0	(0.0)	9	(6.4)	0	(0.0)	9	(6.4)
X	53	(1.2)	49	(92.5)	0	(0.0)	0	(0.0)	0	(0.0)	0	(0.0)	0	(0.0)	2	(3.8)	0	(0.0)	2	(3.8)
T001	1,043	(23.1)	961	(92.1)	4	(0.4)	1	(0.1)	5	(0.5)	1	(0.1)	2	(0.2)	35	(3.4)	0	(0.0)	38	(3.6)
T002	327	(7.2)	304	(93.0)	0	(0.0)	0	(0.0)	1	(0.3)	0	(0.0)	1	(0.3)	5	(1.5)	1	(0.3)	18	(5.5)
T003	436	(9.6)	363	(83.3)	1	(0.2)	0	(0.0)	0	(0.0)	2	(0.5)	3	(0.7)	18	(4.1)	0	(0.0)	53	(12.2)
T004	694	(15.3)	562	(81.0)	0	(0.0)	0	(0.0)	2	(0.3)	2	(0.3)	0	(0.0)	62	(8.9)	0	(0.0)	76	(11.0)
T005	358	(7.9)	347	(96.9)	1	(0.3)	0	(0.0)	1	(0.3)	0	(0.0)	1	(0.3)	3	(0.8)	0	(0.0)	7	(2.0)
T008	437	(9.7)	396	(90.6)	2	(0.5)	0	(0.0)	3	(0.7)	0	(0.0)	1	(0.2)	12	(2.8)	0	(0.0)	23	(5.3)
T010	128	(2.8)	127	(99.2)	0	(0.0)	0	(0.0)	0	(0.0)	0	(0.0)	0	(0.0)	1	(0.8)	0	(0.0)	0	(0.0)
T016	133	(2.9)	123	(92.5)	0	(0.0)	0	(0.0)	0	(0.0)	0	(0.0)	0	(0.0)	6	(4.5)	0	(0.0)	4	(3.0)
T022	66	(1.5)	61	(92.4)	0	(0.0)	0	(0.0)	1	(1.5)	0	(0.0)	1	(1.5)	3	(4.6)	0	(0.0)	2	(3.0)
T024	134	(3.0)	91	(67.9)	1	(0.8)	0	(0.0)	0	(0.0)	0	(0.0)	3	(2.2)	13	(9.7)	0	(0.0)	34	(25.4)
T026	88	(2.0)	86	(97.7)	0	(0.0)	0	(0.0)	0	(0.0)	0	(0.0)	0	(0.0)	2	(2.3)	0	(0.0)	0	(0.0)
Other	243	(5.4)	242	(99.6)	0	(0.0)	0	(0.0)	0	(0.0)	0	(0.0)	0	(0.0)	0	(0.0)	0	(0.0)	1	(0.4)
Unknown	3	(0.1)	3	(100.0)	0	(0.0)	0	(0.0)	0	(0.0)	0	(0.0)	0	(0.0)	0	(0.0)	0	(0.0)	0	(0.0)
Total	**4,524**	**(33.2)**	**4,064**	**(89.8)**	**10**	**(0.2)**	**1**	**(0.0)**	**13**	**(0.3)**	**6**	**(0.1)**	**12**	**(0.3)**	**175**	**(3.9)**	**1**	**(0.0)**	**278**	**(6.2)**
2016																				
M	97	(2.1)	89	(91.8)	0	(0.0)	0	(0.0)	0	(0.0)	0	(0.0)	2	(2.1)	5	(5.2)	0	(0.0)	1	(1.0)
R	1	(0.0)	1	(100.0)	0	(0.0)	0	(0.0)	0	(0.0)	0	(0.0)	0	(0.0)	0	(0.0)	0	(0.0)	0	(0.0)
X	17	(0.4)	15	(88.2)	0	(0.0)	0	(0.0)	0	(0.0)	0	(0.0)	0	(0.0)	1	(5.9)	0	(0.0)	1	(5.9)
T001	1,117	(24.2)	1,047	(93.7)	1	(0.1)	3	(0.3)	13	(1.2)	3	(0.3)	3	(0.3)	34	(3.0)	0	(0.0)	17	(1.5)
T002	307	(6.7)	265	(86.3)	0	(0.0)	1	(0.3)	2	(0.7)	1	(0.3)	0	(0.0)	12	(3.9)	2	(0.7)	32	(10.4)
T003	440	(9.5)	359	(81.6)	2	(0.5)	2	(0.5)	2	(0.5)	0	(0.0)	0	(0.0)	17	(3.9)	0	(0.0)	58	(13.2)
T004	777	(16.8)	693	(89.2)	0	(0.0)	0	(0.0)	4	(0.5)	6	(0.8)	0	(0.0)	38	(4.9)	0	(0.0)	43	(5.5)
T005	394	(8.5)	383	(97.2)	0	(0.0)	0	(0.0)	2	(0.5)	0	(0.0)	1	(0.3)	2	(0.5)	0	(0.0)	6	(1.5)
T008	360	(7.8)	342	(95.0)	0	(0.0)	1	(0.3)	0	(0.0)	0	(0.0)	1	(0.3)	3	(0.8)	0	(0.0)	13	(3.6)
T010	95	(2.1)	91	(95.8)	0	(0.0)	0	(0.0)	1	(1.1)	0	(0.0)	0	(0.0)	0	(0.0)	0	(0.0)	3	(3.2)
T016	32	(0.7)	30	(93.8)	0	(0.0)	0	(0.0)	0	(0.0)	0	(0.0)	0	(0.0)	0	(0.0)	0	(0.0)	2	(6.3)
T017	1	(0.0)	1	(100.0)	0	(0.0)	0	(0.0)	0	(0.0)	0	(0.0)	0	(0.0)	0	(0.0)	0	(0.0)	0	(0.0)
T020	112	(2.4)	110	(98.2)	0	(0.0)	0	(0.0)	2	(1.8)	0	(0.0)	0	(0.0)	0	(0.0)	0	(0.0)	0	(0.0)
T022	91	(2.0)	88	(96.7)	0	(0.0)	0	(0.0)	0	(0.0)	0	(0.0)	0	(0.0)	2	(2.2)	0	(0.0)	3	(3.3)
T024	319	(6.9)	258	(80.9)	0	(0.0)	0	(0.0)	1	(0.3)	2	(0.6)	0	(0.0)	8	(2.5)	0	(0.0)	54	(16.9)
T026	201	(4.4)	191	(95.0)	1	(0.5)	1	(0.5)	0	(0.0)	0	(0.0)	2	(1.0)	3	(1.5)	0	(0.0)	5	(2.5)
Other	253	(5.5)	247	(97.6)	0	(0.0)	0	(0.0)	0	(0.0)	0	(0.0)	0	(0.0)	5	(2.0)	0	(0.0)	1	(0.4)
Unknown	1	(0.0)	1	(100.0)	0	(0.0)	0	(0.0)	0	(0.0)	0	(0.0)	0	(0.0)	0	(0.0)	0	(0.0)	0	(0.0)
Total	**4,615**	**(33.9)**	**4,211**	**(91.3)**	**4**	**(0.1)**	**8**	**(0.2)**	**27**	**(0.6)**	**12**	**(0.3)**	**9**	**(0.2)**	**130**	**(2.8)**	**2**	**(0.0)**	**239**	**(5.2)**
Grand Total	**13,627**	**(100.0)**	**12,456**	**(91.4)**	**17**	**(0.1)**	**9**	**(0.1)**	**48**	**(0.4)**	**27**	**(0.2)**	**28**	**(0.2)**	**439**	**(3.2)**	**5**	**(0.0)**	**694**	**(5.1)**

*Please note the category of 'Other' includes: Incidents during Transit for- Chest Drain, Delayed Connection, Desaturation, Emergancy Diversion, Hypotension, Inotrope Loss, Intubation Transit, Journey Abandoned, Medication Administrative Error, Oxygen Saturation Loss, replacement Vehicle, Team diverted and Other reason.

STAFFING DATA

PICANet has a remit to monitor and analyse staffing levels within PICUs, and to audit the appropriate Standards of the Paediatric Intensive Care Society (PICS). Staffing data was collected in November 2016 and where appropriate data is compared to that obtained in 2014 and 2015, reporting on three consecutive years.

The data collected has been used to monitor the PICS Quality Standards for the Care of Critically Ill Children' (5th Edition); December 2015 and where indicated is compared to the previous standards published in 2001 and 2010.

The questionnaires were sent to the lead doctor and senior nurse in each PICU. Information was collected on numbers of nursing staff and medical staff employed on units during a specified week in November 2016. Details were recorded at four specific 'snapshot' time periods (a weekday and a weekend at noon and midnight). Information was also collected about other professionals working on PICU. The number of beds is based on the figures returned by the units on the staffing forms.

Complete data was returned by 100% of all units participating in PICANet, (29 units in 26 NHS organisations, two Irish units and two non-NHS providers).

For copies of the most recent data collection forms, please see Appendix M of the PICANet 2017 Annual Report Appendices.

Table S1 presents the nursing staff establishment by band, organisation and country for three years 2014-2016. Under Agenda for Change established in 2004, NHS pay scales are by bands rather than grades. For the purposes of this report grades A-C were mapped to bands2-4, grades D-E to band 5, grade F to band 6, grade G to band 7 and grades H-I to band 8.

Tables S2-A & S2-B present the medical staff establishment by organisation for two years 2015-2016, following revision of the medical staffing data collection forms.

Figure S3 shows the number of whole time equivalent (WTE) clinically qualified nursing staff in post per bed presented with the recommended benchmark levels in PICS Standard L3-207 and guidance from the PICS Nurse Workforce Planning document for Level 3 Paediatric Critical Care Units, October 2016 'the minimum number of qualified nurses required to staff one level 3 critical care bed is a minimum of 7.01WTE'. This guideline and the previous guideline of 6.4 WTE per bed are shown on the graph.

Figures S4-A & S4-B present the number of junior, middle grade and consultant medical staff by position and organisation for 2016.

Table S5 presents the proportion of nursing staff with valid resuscitation and life support training by band, organisation and country for 2016; monitoring PICS Standard L3-206: a. Paediatric resuscitation: All staff should have basic paediatric resuscitation and life support competences and the service should have sufficient staff with advanced paediatric resuscitation and life support competences to achieve at least the minimum staffing levels (QS L3-208) and expected input to the paediatric resuscitation team (QS HW-204).

Table & Figure S7 show the number of qualified nurses in post and the proportion by qualification and training 2014-2016.

Table S7 shows the proportion of WTE qualified nurses by band in the same organisations in 2014, 2015 and 2016.

Table S8 presents the numbers of advanced practice practitioners (APP) in post by band and organisation, 2014-2016. Data was returned from all organisations and is presented here for those with APPs in employment and/or training during the specified year.

Figures S9 – S13 show the results of the analysis of the 'snapshot' Occupancy/Nursing and Medical Logs. Details of nursing and medical staffing and skill mix; and occupancy and illness severity were collected by actual counts on the unit at midday and midnight on Wednesday 23rd and Sunday 27th November 2016; therefore reported staffing levels may be affected by planned workload later in the reported time period, for example relative overstaffing noted in some units at midday on Wednesday may be due to awaited elective surgical admissions.

Figure S9 reports the actual number of nurses on duty in the organisation at each of the specified times and the recommended number of nurses required, in order to provide the levels of care required for the number and given dependency of the patients, according to the PICS Standards and the Paediatric Critical Care Healthcare Resource Group classification levels 1, 2 and 3 paediatric critical care. Level 1 Basic critical care, Level 2 Intermediate critical care, also known as High Dependency, requiring nurse to patient ratio of 1:2, Level 3 critical care requiring nurse to patient ratio of 1:1

Figures S10a-d report Consultant availability at specified times, monitoring PICS Standard L3-202: The following consultant staffing should be available:
i. 'Normal working hours': At least one consultant for up to 12 beds for children needing Level 3 critical care and for each subsequent 12 beds.

ii. Outside 'normal working hours': At least one consultant for up to 20 critical care beds and for each subsequent 20 beds. All consultants should have regular day-time commitments on the unit.

Figure S11a reports the number of ST4 or above grade medical trainees or equivalent grade doctors on duty at midday on a weekday, monitoring the PICS Standard 158 (2010): During normal working hours one medical trainee or equivalent grade doctor should not normally be allocated more than five patients. The figure shows the actual number of medical trainees on duty at midday on Wednesday 23rd November and the recommended number required to meet PICS Standard 158. The number of beds is the total number of beds within the organisation for which PICANet receives admission event data.

Figure S12 reports the number of ST4 or above grade medical trainees or equivalent doctors on duty outside normal working hours, monitoring the PICS Standard 159 (2010): Outside normal working hours, for every eight PICU beds there should be at least one ST4 or above grade doctor available to the unit at all times. The three figures show the number of ST4 or above grade doctors (excluding consultant staff) on duty at midnight on a weekday and at midday and midnight at a weekend; and the recommended number required in order to meet Standard 159.

Figure S13 show the levels of care being delivered to the number of patients on each unit at midday and midnight on a weekday and weekend. The number and band of the nursing staff and the number and grade of the medical staff on duty and on call are also shown. Details are collected by counts at the specified times, therefore reported staffing levels may be affected by planned workload later in the reported time period. The number of patients on the unit is the number reported on the unit at the specified time and for whom PICANet receives admission event data.

Figure S14 presents information about the availability within the organisation of other staff and support services, providing care and support for critically ill children and their families during admission to paediatric intensive care, monitoring Standards L3-197 and L3-209 and the availability of a family care sister, , practice educator, educator for families of children with complex needs, a discharge coordinator responsible for managing the discharge of children with complex care needs and dedicated PICANet data collection staff. The absence of a dedicated role within an organisation, including discharge coordinator and family care sister posts may be due to the roles being incorporated into other posts.

INDEX TO STAFFING DATA

TABLE S1 NUMBER OF NURSING STAFF IN POST (WTE) BY BAND & ORGANISATION, 2014-2016

TABLE S2 - A NUMBER OF JUNIOR & MIDDLE GRADE MEDICAL TRAINEES BY GRADE & ORGANISATION, 2015-2016

TABLE S2 - B NUMBER OF CONSULTANT MEDICAL STAFF (DCC PAs) BY POSITION & ORGANISATION, 2015-2016

FIGURE S3 NUMBER OF CLINICALLY QUALIFIED NURSING STAFF IN POST (WTE) PER BED, BY ORGANISATION, NOV 2014-2016

FIGURE S4-A NUMBER OF JUNIOR AND MIDDLE GRADE MEDICAL TRAINEES BY POSITION (WTE) BY ORGANISATION, NOV 2016

FIGURE S4-B NUMBER OF MEDICAL STAFF BY POSITION (WTE) BY ORGANISATION, NOV 2016

TABLE S5 PROPORTION OF NURSING STAFF WITH VALID RESUSCITATION TRAINING BY BAND, ORGANISATION & COUNTRY, 2016

TABLE AND FIGURE S7 TOTAL NUMBER OF QUALIFIED NURSES IN POST & PROPORTION BY QUALIFICATION & TRAINING, 2014-2016

TABLE S8 NUMBER OF ADVANCED PRACTICE PRACTITIONERS (APP) IN POST BY BAND & ORGANISATION, NOV 2014-16

FIGURE S9 THE NUMBER OF NURSES PROVIDING CARE BY PATIENT DEPENDENCY LEVELS AT SPECIFIED TIMES, NOV 2016

FIGURE S10 CONSULTANT AVAILABILITY AT SPECIFIED TIMES, NOV 2016

FIGURE S11 NUMBER OF MEDICAL TRAINEES OR EQUIVALENT ON DUTY AT MIDDAY ON A WEEKDAY, NOV 2016

FIGURE S12 NUMBER OF ST4 OR ABOVE GRADE DOCTORS ON DUTY AT MIDDAY OUTSIDE NORMAL WORKING HOURS, NOV 2016

FIGURE S13 LEVELS OF CARE, NUMBER OF NURSES AND MEDICAL STAFF AT SPECIFIED TIMES, NOV 2016

TABLE S14 AVAILABILITY OF OTHER SPECIFIED STAFF & SUPPORT SERVICES, NOV 2016

TABLE S1 NUMBER OF NURSING STAFF IN POST (WTE) BY BAND & ORGANISATION, 2014-2016

Year / Organisation	Band 2-4		Band 5		Band 6		Band 7		Band 8		Establishment		Band 7 - 9 other
	n	(%)	n	(%)	n	(%)	n	(%)	n	(%)	Total	(%) of all units	n
2014													
A	5.6	(8.3)	38.3	(56.7)	13.8	(20.4)	8.8	(13.1)	1.0	(1.5)	**67.5**	**(2.6)**	0.0
B	0.0	(0.0)	15.3	(74.6)	4.2	(20.5)	1.0	(4.9)	0.0	(0.0)	**20.5**	**(0.8)**	0.0
C	2.6	(5.7)	19.2	(41.9)	16.5	(36.1)	7.5	(16.3)	0.0	(0.0)	**45.8**	**(1.7)**	0.0
D	0.0	(0.0)	84.2	(74.5)	18.5	(16.4)	8.3	(7.3)	2.0	(1.8)	**113.0**	**(4.3)**	0.0
E1 PICU	8.0	(8.1)	58.7	(59.5)	22.5	(22.8)	8.5	(8.6)	0.9	(0.9)	**98.6**	**(3.7)**	0.0
E1 NICU	1.0	(2.2)	25.6	(55.8)	14.5	(31.6)	4.8	(10.4)	0.0	(0.0)	**45.9**	**(1.7)**	0.0
E2	3.0	(2.6)	65.0	(56.7)	36.0	(31.4)	9.6	(8.4)	1.0	(0.9)	**114.6**	**(4.4)**	0.0
F	3.6	(2.6)	61.7	(44.7)	46.2	(33.5)	25.5	(18.5)	1.0	(0.7)	**137.9**	**(5.2)**	0.0
G	5.0	(5.4)	70.0	(76.1)	14.0	(15.2)	2.0	(2.2)	1.0	(1.1)	**92.0**	**(3.4)**	0.0
H	5.1	(7.5)	30.6	(45.4)	21.4	(31.8)	7.3	(10.8)	1.0	(1.5)	**67.4**	**(2.6)**	2.0
I	0.0	(0.0)	71.5	(74.0)	11.2	(11.6)	13.0	(13.4)	1.0	(1.0)	**96.7**	**(3.7)**	0.0
K2	6.4	(7.6)	60.9	(71.5)	11.4	(13.3)	5.5	(6.5)	1.0	(1.2)	**85.3**	**(3.2)**	0.0
K3	2.0	(2.6)	58.0	(74.4)	8.8	(11.2)	7.4	(9.5)	0.8	(1.0)	**77.9**	**(3.0)**	1.0
L	6.1	(13.9)	25.1	(57.3)	7.6	(17.4)	5.0	(11.4)	0.0	(0.0)	**43.7**	**(1.7)**	0.0
M	0.0	(0.0)	40.3	(68.4)	11.6	(19.7)	7.0	(11.9)	0.0	(0.0)	**58.9**	**(2.2)**	0.0
N	6.0	(9.4)	29.0	(45.5)	21.0	(33.0)	5.7	(8.9)	2.0	(3.1)	**63.7**	**(2.4)**	0.0
O	3.0	(3.1)	55.8	(57.0)	27.6	(28.2)	10.4	(10.7)	1.0	(1.0)	**97.8**	**(3.7)**	0.0
P	7.7	(5.0)	102.0	(66.4)	34.0	(22.1)	8.0	(5.2)	1.0	(0.7)	**153.5**	**(5.8)**	0.8
Q	8.0	(8.7)	49.0	(53.5)	23.0	(25.1)	10.6	(11.6)	1.0	(1.1)	**91.6**	**(3.5)**	0.0
R	5.2	(5.9)	59.2	(67.6)	14.9	(17.0)	7.3	(8.3)	1.0	(1.1)	**87.6**	**(3.3)**	0.0
S	1.4	(5.7)	11.8	(48.4)	10.2	(41.8)	1.0	(4.1)	0.0	(0.0)	**24.5**	**(0.9)**	0.0
T	8.0	(14.7)	32.0	(58.7)	9.6	(17.6)	3.3	(6.1)	1.0	(1.8)	**54.5**	**(2.1)**	0.6
U	0.0	(0.0)	14.6	(37.7)	17.2	(44.6)	6.8	(17.7)	0.0	(0.0)	**38.7**	**(1.5)**	0.0
V	9.2	(4.1)	172.8	(77.1)	28.5	(12.7)	9.5	(4.3)	4.0	(1.8)	**224.0**	**(8.5)**	0.0
W	3.0	(2.9)	83.9	(80.4)	10.4	(9.9)	6.1	(5.8)	1.0	(1.0)	**104.3**	**(4.0)**	0.0
X1	0.0	(0.0)	19.7	(57.1)	8.9	(25.8)	5.4	(15.6)	0.5	(1.5)	**34.4**	**(1.3)**	0.0
X2	2.6	(7.9)	16.5	(50.0)	9.4	(28.5)	3.0	(9.1)	0.5	(1.5)	**33.0**	**(1.3)**	1.0
Y	6.2	(7.4)	54.6	(65.4)	12.5	(15.0)	9.2	(11.0)	1.0	(1.2)	**83.4**	**(3.2)**	0.0
Z	0.0	(0.0)	17.7	(61.6)	6.0	(20.8)	5.0	(17.6)	0.0	(0.0)	**28.7**	**(1.1)**	0.0
ZA	9.9	(8.4)	78.9	(66.8)	20.5	(17.4)	8.8	(7.5)	0.0	(0.0)	**118.1**	**(4.5)**	0.0
ZB	3.9	(5.9)	44.0	(66.4)	15.4	(23.2)	3.0	(4.5)	0.0	(0.0)	**66.3**	**(2.5)**	0.0
ZC	0.0	(0.0)	108.5	(88.3)	0.0	(0.0)	12.4	(10.1)	2.0	(1.6)	**123.0**	**(4.7)**	0.0
ZD	1.9	(3.4)	27.6	(50.8)	18.1	(33.2)	5.8	(10.7)	1.0	(1.8)	**54.3**	**(2.1)**	0.0
ZE	0.0	(0.0)	23.0	(75.4)	2.0	(6.6)	4.5	(14.8)	1.0	(3.3)	**30.5**	**(1.2)**	0.0
ZF	1.0	(4.1)	12.5	(51.4)	5.8	(23.7)	4.1	(16.7)	1.0	(4.1)	**24.3**	**(0.9)**	0.0
Total	**125.4**	**(4.6)**	**1737.4**	**(64.3)**	**553.0**	**(20.5)**	**250.9**	**(9.3)**	**29.7**	**(1.1)**	**2701.8**	**(100.0)**	**5.4**
2015													
A	6.6	(9.0)	44.1	(59.8)	13.5	(18.3)	9.0	(11.9)	0.5	(0.7)	**73.6**	**(2.8)**	
C	2.6	(5.8)	19.8	(43.8)	18.2	(40.2)	4.6	(11.2)	0.0	(0.0)	**45.2**	**(1.7)**	
D	3.5	(2.6)	104.0	(76.8)	17.0	(12.5)	10.0	(6.8)	1.0	(0.7)	**135.5**	**(5.2)**	
E1 PICU	2.3	(2.7)	46.9	(55.2)	27.0	(31.8)	7.8	(7.1)	1.0	(0.9)	**85.0**	**(3.2)**	
E1 NICU	2.0	(3.4)	27.5	(46.1)	22.8	(38.3)	6.3	(10.6)	1.0	(1.7)	**59.6**	**(2.3)**	
E2	3.0	(2.7)	63.9	(58.2)	34.0	(30.9)	9.0	(6.5)	0.0	(0.7)	**109.9**	**(4.2)**	
F	6.5	(4.7)	64.3	(46.3)	45.3	(32.6)	20.8	(16.0)	2.0	(1.3)	**138.9**	**(5.3)**	
G	6.2	(5.7)	86.2	(79.5)	13.0	(12.0)	2.0	(1.8)	1.0	(0.9)	**108.4**	**(4.1)**	
H	5.1	(7.9)	30.8	(47.2)	21.2	(32.5)	7.1	(10.0)	1.0	(1.4)	**65.2**	**(2.5)**	
I	0.0	(0.0)	67.1	(79.1)	6.7	(7.9)	11.1	(11.7)	0.0	(0.0)	**84.9**	**(3.2)**	
K2	6.4	(7.6)	60.8	(71.9)	10.9	(12.8)	6.5	(7.0)	0.0	(0.0)	**84.6**	**(3.2)**	
K3	3.0	(4.0)	56.1	(74.2)	8.3	(11.0)	7.4	(9.6)	0.8	(1.3)	**75.5**	**(2.9)**	
L	3.8	(11.3)	19.0	(55.9)	7.3	(21.4)	3.9	(10.2)	0.0	(0.0)	**34.1**	**(1.3)**	
M	0.0	(0.0)	41.4	(64.5)	14.8	(23.0)	8.1	(11.5)	0.0	(0.0)	**64.3**	**(2.5)**	
N	14.1	(27.5)	9.2	(18.0)	18.5	(36.1)	7.4	(10.6)	2.0	(2.7)	**51.3**	**(2.0)**	
O	0.0	(0.0)	20.0	(32.7)	26.9	(43.9)	12.3	(16.0)	2.0	(3.4)	**61.2**	**(2.3)**	
P	2.2	(1.6)	93.9	(67.8)	32.9	(23.7)	7.7	(6.3)	1.8	(1.3)	**138.5**	**(5.3)**	
Q	7.0	(7.5)	48.1	(51.6)	25.8	(27.7)	11.3	(11.7)	1.0	(1.0)	**93.2**	**(3.6)**	
R	6.0	(6.3)	65.1	(68.3)	14.4	(15.2)	8.8	(8.6)	1.0	(1.0)	**95.3**	**(3.6)**	
S	1.4	(5.5)	11.8	(46.5)	10.2	(40.2)	2.0	(7.5)	0.0	(0.0)	**25.5**	**(1.0)**	
T	6.5	(10.5)	32.0	(51.5)	17.0	(27.4)	5.0	(10.5)	1.6	(2.2)	**62.1**	**(2.4)**	
U	0.0	(0.0)	17.8	(40.7)	18.1	(41.3)	6.8	(16.3)	1.0	(2.0)	**43.7**	**(1.7)**	
V	16.8	(7.6)	165.0	(75.2)	25.4	(11.6)	8.4	(4.0)	4.0	(1.7)	**219.6**	**(8.4)**	
W	4.0	(4.0)	78.1	(78.1)	11.2	(11.2)	4.7	(5.5)	2.0	(1.8)	**100.0**	**(3.8)**	
X1	2.5	(6.4)	20.4	(52.3)	9.8	(25.0)	6.4	(13.7)	0.0	(0.0)	**39.1**	**(1.5)**	
X2	3.8	(14.4)	9.5	(36.6)	8.7	(33.5)	4.0	(11.7)	0.0	(0.0)	**26.0**	**(1.0)**	
Y	6.2	(7.7)	51.8	(64.2)	12.4	(15.3)	9.4	(10.4)	1.0	(1.1)	**80.8**	**(3.1)**	
Z	0.0	(0.0)	18.6	(55.1)	7.4	(21.9)	7.8	(21.1)	0.0	(0.0)	**33.8**	**(1.3)**	
ZA	0.0	(0.0)	89.9	(75.9)	20.7	(17.5)	6.8	(5.9)	1.0	(0.8)	**118.4**	**(4.5)**	
ZB	0.0	(0.0)	58.9	(76.5)	15.1	(19.6)	3.0	(6.0)	0.0	(0.0)	**77.0**	**(2.9)**	
ZC	0.0	(0.0)	102.9	(88.5)	0.0	(0.0)	11.4	(8.8)	2.0	(1.5)	**116.4**	**(4.4)**	
ZD	2.0	(3.9)	28.3	(54.7)	18.3	(35.4)	3.1	(10.5)	0.0	(1.8)	**51.7**	**(2.0)**	
ZE	0.0	(0.0)	5.0	(50.0)	2.0	(20.0)	3.0	(20.0)	0.0	(0.0)	**10.0**	**(0.4)**	
ZF	1.0	(6.9)	5.0	(34.5)	5.0	(34.5)	2.5	(21.2)	1.0	(6.1)	**14.5**	**(0.6)**	
Total	**124.5**	**(4.7)**	**1663.4**	**(63.4)**	**559.5**	**(21.3)**	**245.2**	**(9.2)**	**29.7**	**(1.1)**	**2622.3**	**(100.0)**	
England Total	**113.7**	**(5.3)**	**1311.8**	**(61.5)**	**474.8**	**(22.3)**	**206.9**	**(9.4)**	**25.7**	**(1.2)**	**2132.9**	**(81.3)**	
England NHS Total	**112.7**	**(5.3)**	**1301.8**	**(61.7)**	**467.8**	**(22.2)**	**201.4**	**(9.4)**	**24.7**	**(1.2)**	**2108.4**	**(80.4)**	
England Private Total	**1.0**	**(4.1)**	**10.0**	**(40.8)**	**7.0**	**(28.6)**	**5.5**	**(9.4)**	**1.0**	**(1.2)**	**24.5**	**(0.9)**	
Wales Total	**2.6**	**(5.8)**	**19.8**	**(43.8)**	**18.2**	**(40.2)**	**4.6**	**(9.4)**	**0.0**	**(1.2)**	**45.2**	**(1.7)**	
Scotland Total	**6.2**	**(3.1)**	**141.7**	**(71.2)**	**33.1**	**(16.6)**	**16.2**	**(9.4)**	**2.0**	**(1.2)**	**199.2**	**(7.6)**	
NI Total	**0.0**	**(0.0)**	**58.9**	**(76.5)**	**15.1**	**(19.6)**	**3.0**	**(9.4)**	**0.0**	**(1.2)**	**77.0**	**(2.9)**	
ROI Total	**2.0**	**(1.2)**	**131.2**	**(78.1)**	**18.3**	**(10.9)**	**14.6**	**(9.4)**	**2.0**	**(1.2)**	**168.1**	**(6.4)**	

2016												
A	6.1	(9.4)	36.2	(55.9)	13.5	(20.8)	9.0	(13.9)	0.0	(0.0)	**64.8**	**(2.5)**
C	2.2	(4.2)	29.8	(56.3)	16.4	(31.0)	4.5	(8.5)	0.0	(0.0)	**52.9**	**(2.0)**
D	4.2	(4.3)	68.4	(70.1)	14.9	(15.3)	9.1	(9.3)	1.0	(1.0)	**97.6**	**(3.7)**
E1 PICU	1.0	(1.4)	42.2	(59.8)	19.4	(27.5)	7.0	(9.9)	1.0	(1.4)	**70.6**	**(2.7)**
E1 NICU	1.0	(2.2)	23.6	(52.2)	13.7	(30.3)	5.9	(13.1)	1.0	(2.2)	**45.2**	**(1.7)**
E2	2.0	(1.6)	69.0	(56.6)	40.0	(32.8)	10.0	(8.2)	1.0	(0.8)	**122.0**	**(4.7)**
F	1.8	(1.4)	61.9	(48.4)	47.9	(37.5)	14.5	(11.4)	1.8	(1.4)	**127.9**	**(4.9)**
G	5.6	(5.7)	78.2	(80.1)	12.8	(13.1)	0.0	(0.0)	1.0	(1.0)	**97.6**	**(3.7)**
H	4.8	(7.3)	25.4	(38.5)	27.5	(41.7)	7.2	(10.9)	1.0	(1.5)	**65.9**	**(2.5)**
I	2.8	(3.3)	59.5	(69.3)	11.4	(13.2)	12.2	(14.2)	0.0	(0.0)	**85.8**	**(3.3)**
K2	6.4	(7.1)	68.2	(75.2)	10.4	(11.5)	5.6	(6.2)	0.0	(0.0)	**90.7**	**(3.5)**
K3	0.0	(0.0)	56.1	(76.5)	9.4	(12.9)	7.2	(9.8)	0.6	(0.8)	**73.3**	**(2.8)**
L	3.3	(7.5)	26.4	(60.3)	9.7	(22.2)	3.4	(7.7)	1.0	(2.3)	**43.8**	**(1.7)**
M	0.0	(0.0)	42.4	(62.7)	17.2	(25.5)	8.0	(11.8)	0.0	(0.0)	**67.5**	**(2.6)**
N	5.6	(10.3)	18.9	(34.9)	18.9	(34.8)	8.9	(16.4)	2.0	(3.7)	**54.2**	**(2.1)**
O	0.0	(0.0)	27.6	(40.0)	29.8	(43.3)	10.5	(15.2)	1.0	(1.5)	**68.9**	**(2.6)**
P	2.0	(1.2)	114.0	(71.2)	34.6	(21.6)	7.8	(4.9)	1.8	(1.1)	**160.2**	**(6.1)**
Q	7.0	(7.7)	48.0	(52.5)	26.5	(29.0)	10.0	(10.9)	0.0	(0.0)	**91.5**	**(3.5)**
R	7.0	(7.0)	69.4	(69.7)	14.4	(14.5)	7.8	(7.8)	1.0	(1.0)	**99.6**	**(3.8)**
S	1.4	(6.1)	9.8	(43.3)	10.5	(46.2)	1.0	(4.4)	0.0	(0.0)	**22.7**	**(0.9)**
T	6.2	(9.9)	32.0	(51.5)	15.5	(24.9)	6.9	(11.1)	1.6	(2.6)	**62.2**	**(2.4)**
U	0.0	(0.0)	17.3	(38.6)	20.5	(45.8)	7.0	(15.6)	0.0	(0.0)	**44.8**	**(1.7)**
V	24.9	(9.3)	209.5	(78.1)	22.5	(8.4)	10.6	(4.0)	0.6	(0.2)	**268.1**	**(10.2)**
W	3.6	(3.4)	81.9	(77.7)	13.0	(12.3)	5.0	(4.7)	2.0	(1.9)	**105.5**	**(4.0)**
X1	4.4	(12.6)	15.4	(44.0)	8.8	(25.2)	5.9	(16.8)	0.5	(1.4)	**35.1**	**(1.3)**
X2	2.1	(11.7)	3.4	(18.5)	8.6	(47.3)	3.6	(19.8)	0.5	(2.7)	**18.2**	**(0.7)**
Y	6.7	(7.6)	57.2	(65.0)	13.3	(15.1)	9.9	(11.2)	1.0	(1.1)	**88.0**	**(3.4)**
Z	0.0	(0.0)	17.6	(60.0)	5.0	(17.0)	6.7	(22.9)	0.0	(0.0)	**29.3**	**(1.1)**
ZA	8.4	(7.6)	80.6	(73.0)	14.7	(13.3)	6.8	(6.2)	0.0	(0.0)	**110.5**	**(4.2)**
ZB	1.0	(1.4)	51.8	(73.1)	15.1	(21.3)	3.0	(4.2)	0.0	(0.0)	**70.8**	**(2.7)**
ZC	0.0	(0.0)	109.7	(88.4)	0.0	(0.0)	12.4	(10.0)	2.0	(1.6)	**124.2**	**(4.7)**
ZD	1.6	(4.1)	30.6	(80.2)	0.0	(0.0)	5.0	(13.1)	1.0	(2.6)	**38.2**	**(1.5)**
ZE	0.0	(0.0)	14.0	(66.7)	1.0	(4.8)	5.0	(23.8)	1.0	(4.8)	**21.0**	**(0.8)**
ZF	0.0	(0.0)	5.0	(45.5)	3.0	(27.3)	1.5	(13.6)	1.5	(13.6)	**11.0**	**(0.4)**
Total	**123.0**	**(4.7)**	**1700.9**	**(64.7)**	**539.8**	**(20.5)**	**238.7**	**(9.1)**	**26.9**	**(1.0)**	**2629.4**	**(100.3)**
England Total	**103.2**	**(4.8)**	**1341.2**	**(62.5)**	**480.4**	**(22.4)**	**197.1**	**(9.2)**	**22.9**	**(1.1)**	**2144.8**	**(81.8)**
England NHS Total	**103.2**	**(4.9)**	**1322.2**	**(62.6)**	**476.4**	**(22.6)**	**190.6**	**(9.0)**	**20.4**	**(1.0)**	**2112.8**	**(80.6)**
England Private Total	**0.0**	**(0.0)**	**19.0**	**(59.4)**	**4.0**	**(12.5)**	**6.5**	**(20.3)**	**2.5**	**(7.8)**	**32.0**	**(1.2)**
Wales Total	**2.2**	**(4.2)**	**29.8**	**(56.3)**	**16.4**	**(31.0)**	**4.5**	**(8.5)**	**0.0**	**(0.0)**	**52.9**	**(2.0)**
Scotland Total	**15.0**	**(7.6)**	**137.8**	**(69.4)**	**27.9**	**(14.1)**	**16.7**	**(8.4)**	**1.0**	**(0.5)**	**198.5**	**(7.6)**
NI Total	**1.0**	**(1.4)**	**51.8**	**(73.1)**	**15.1**	**(21.3)**	**3.0**	**(4.2)**	**0.0**	**(0.0)**	**70.8**	**(2.7)**
ROI Total	**1.6**	**(1.0)**	**140.3**	**(86.5)**	**0.0**	**(0.0)**	**17.4**	**(10.7)**	**3.0**	**(1.8)**	**162.3**	**(6.2)**

Organisation B - is no longer designated as a PICU as of 2014

Organisation G - is a 10 bedded unit AICU with 2 designated PIC beds, the figures presented are 20%of the given WTE in post

Organisation Y - nursing establishment also provides care for 3 additional NIC beds

TABLE S2-A NUMBER OF MEDICAL TRAINEES (WTE) IN POST BY GRADE AND ORGANISATION, 2015- 2016

Year / Organisation	Junior (FY1-2, St 1-3)		Middle Grade (St 4-8)		Total establishment by unit
	n	(%)	n	(%)	n
2015					
A	0.0	(0.0)	8.0	(100.0)	**8.0**
C	0.0	(0.0)	0.0	(0.0)	**0.0**
D	0.0	(0.0)	11.0	(100.0)	**11.0**
E1	0.0	(0.0)	25.0	(100.0)	**25.0**
E2	0.0	(0.0)	14.0	(100.0)	**14.0**
F	0.0	(0.0)	15.6	(100.0)	**15.6**
G	0.0	(0.0)	6.0	(100.0)	**6.0**
H	0.0	(0.0)	9.5	(100.0)	**9.5**
I	3.0	(33.3)	6.0	(66.7)	**9.0**
K2	0.0	(0.0)	0.2	(100.0)	**0.2**
K3	0.0	(0.0)	8.5	(100.0)	**8.5**
L	0.0	(0.0)	7.0	(100.0)	**7.0**
M	0.2	(4.0)	4.8	(96.0)	**5.0**
N	0.0	(0.0)	10.0	(100.0)	**10.0**
O	8.0	(44.4)	10.0	(55.6)	**18.0**
P	0.0	(0.0)	11.0	(100.0)	**11.0**
Q	4.0	(58.0)	2.9	(42.0)	**6.9**
R	4.0	(40.0)	6.0	(60.0)	**10.0**
S	0.0	(0.0)	8.0	(100.0)	**8.0**
T	2.0	(28.6)	5.0	(71.4)	**7.0**
U	4.2	(34.4)	8.0	(65.6)	**12.2**
V	1.0	(5.0)	19.0	(95.0)	**20.0**
W	3.0	(16.0)	15.7	(84.0)	**18.7**
X1	0.0	(0.0)	7.0	(100.0)	**7.0**
X2	2.0	(50.0)	2.0	(50.0)	**4.0**
Y	1.0	(20.8)	3.8	(79.2)	**4.8**
Z	0.0	(0.0)	7.9	(100.0)	**7.9**
ZA	1.6	(12.9)	10.8	(87.1)	**12.4**
ZB	3.0	(50.0)	3.0	(50.0)	**6.0**
ZC	0.0	(0.0)	0.0	(0.0)	**0.0**
ZD	0.0	(0.0)	4.0	(100.0)	**4.0**
ZE	0.0	(0.0)	0.0	(0.0)	**0.0**
ZF	0.0	(0.0)	7.0	(100.0)	**7.0**
Total	**37.0**	**(12.6)**	**256.7**	**(87.4)**	**293.7**
2016					
A	0.0	(0.0)	5.0	(100.0)	**5.0**
C	0.0	(0.0)	3.0	(100.0)	**3.0**
D	1.0	(14.3)	6.0	(85.7)	**7.0**
E1	0.0	(0.0)	22.0	(100.0)	**22.0**
E2	0.0	(0.0)	16.0	(100.0)	**16.0**
F	0.0	(0.0)	11.6	(100.0)	**11.6**
G	15.0	(65.2)	8.0	(34.8)	**23.0**
H	0.0	(0.0)	9.8	(100.0)	**9.8**
I	3.0	(27.3)	8.0	(72.7)	**11.0**
K2	0.0	(0.0)	5.5	(100.0)	**5.5**
K3	0.0	(0.0)	8.0	(100.0)	**8.0**
L	0.0	(0.0)	7.0	(100.0)	**7.0**
M	6.0	(52.2)	5.5	(47.8)	**11.5**
N	1.0	(33.3)	2.0	(66.7)	**3.0**
O	9.0	(40.9)	13.0	(59.1)	**22.0**
P	1.0	(6.7)	14.0	(93.3)	**15.0**
Q	4.4	(38.6)	7.0	(61.4)	**11.4**
R	4.6	(43.4)	6.0	(56.6)	**10.6**
S	0.0	(0.0)	9.0	(100.0)	**9.0**
T	3.0	(33.3)	6.0	(66.7)	**9.0**
U	6.0	(47.6)	6.6	(52.4)	**12.6**
V	1.0	(4.8)	20.0	(95.2)	**21.0**
W	3.0	(18.8)	13.0	(81.3)	**16.0**
X1	0.0	(0.0)	7.0	(100.0)	**7.0**
X2	1.0	(33.3)	2.0	(66.7)	**3.0**
Y	0.0	(0.0)	8.0	(100.0)	**8.0**
Z	0.0	(0.0)	8.0	(100.0)	**8.0**
ZA	0.0	(0.0)	10.8	(100.0)	**10.8**
ZB	2.0	(40.0)	3.0	(60.0)	**5.0**
ZC	0.0	(0.0)	11.0	(100.0)	**11.0**
ZD	4.0	(100.0)	0.0	(0.0)	**4.0**
ZE	0.0	(0.0)	4.0	(100.0)	**4.0**
ZF	0.0	(0.0)	26.0	(100.0)	**26.0**
Total	**65.0**	**(18.2)**	**291.8**	**(81.8)**	**356.8**

Organisation G - is a 10 bedded AICU with 2 designated PIC beds

Organisation S - Trainees cover PIC, HD and general paediatrics

Organisation T - has 2 physician assistants working on medical rota

Organisation ZF - 26 Trainees provide roster cover

TABLE S2- B NUMBERS OF CONSULTANT MEDICAL STAFF (DDC PAs) BY POSITION AND ORGANISATION, 2015- 2016

Year / Organisation	Number of staff in post							Combined Total DCC PAs of funded staff in post						
	Consultant Paediatric Intensivists		Non-PICM Consultants		Associate Specialists/Staff Grade		Total establishment by unit	Consultant Paediatric Intensivists		Non-PICM Consultants		Associate Specialists/Staff Grade		Total establishment by unit
	n	(%)	n	(%)	n	(%)	n	n	(%)	n	(%)	n	(%)	n
2015														
A	7.0	(100.0)	0.0	(0.0)	0.0	(0.0)	**7.0**	55.0	(100.0)	0.0	(0.0)	0.0	(0.0)	**55.0**
C	6.0	(100.0)	0.0	(0.0)	0.0	(0.0)	**6.0**	45.5		0.0		0.0	(0.0)	**45.5**
D	8.0	(100.0)	0.0	(0.0)	0.0	(0.0)	**8.0**	80.0	(100.0)	0.0	(0.0)	0.0	(0.0)	**80.0**
E1	13.0	(92.9)	1.0	(7.1)	0.0	(0.0)	**14.0**	88.0	(94.6)	5.0	(5.4)	0.0	(0.0)	**93.0**
E2	10.0	(100.0)	0.0	(0.0)	0.0	(0.0)	**10.0**	68.0	(100.0)	0.0	(0.0)	0.0	(0.0)	**68.0**
F	9.0	(100.0)	0.0	(0.0)	0.0	(0.0)	**9.0**	79.9	(100.0)	0.0	(0.0)	0.0	(0.0)	**79.9**
G	2.0	(100.0)	0.0	(0.0)	0.0	(0.0)	**2.0**	9.0	(100.0)	0.0	(0.0)	0.0	(0.0)	**9.0**
H	0.0		0.0		0.0		**0.0**	46.0	(100.0)	0.0	(0.0)	0.0	(0.0)	**46.0**
I	7.0	(100.0)	0.0	(0.0)	0.0	(0.0)	**7.0**	67.0	(100.0)	0.0	(0.0)	0.0	(0.0)	**67.0**
K2	7.0	(100.0)	0.0	(0.0)	0.0	(0.0)	**7.0**	54.5	(100.0)	0.0	(0.0)	0.0	(0.0)	**54.5**
K3	5.0	(83.3)	1.0	(16.7)	0.0	(0.0)	**6.0**	45.8	(89.1)	5.6	(10.9)	0.0	(0.0)	**51.4**
L	5.0	(100.0)	0.0	(0.0)	0.0	(0.0)	**5.0**	45.0	(100.0)	0.0	(0.0)	0.0	(0.0)	**45.0**
M	5.0	(100.0)	0.0	(0.0)	0.0	(0.0)	**5.0**	44.0	(100.0)	0.0	(0.0)	0.0	(0.0)	**44.0**
N	7.0	(100.0)	0.0	(0.0)	0.0	(0.0)	**7.0**	61.0	(100.0)	0.0	(0.0)	0.0	(0.0)	**61.0**
O	9.0	(100.0)	0.0	(0.0)	0.0	(0.0)	**9.0**	68.8	(100.0)	0.0	(0.0)	0.0	(0.0)	**68.8**
P	10.0	(90.9)	0.0	(0.0)	1.0	(9.1)	**11.0**	70.0	(89.2)	0.0	(0.0)	8.5	(10.8)	**78.5**
Q2	8.0	(100.0)	0.0	(0.0)	0.0	(0.0)	**8.0**	61.0	(100.0)	0.0	(0.0)	0.0	(0.0)	**61.0**
R	9.0	(100.0)	0.0	(0.0)	0.0	(0.0)	**9.0**	50.0	(100.0)	0.0	(0.0)	0.0	(0.0)	**50.0**
S	0.0	(0.0)	14.0	(100.0)	0.0	(0.0)	**14.0**	0.0	(0.0)	19.0	(100.0)	0.0	(0.0)	**19.0**
T	7.0	(100.0)	0.0	(0.0)	0.0	(0.0)	**7.0**	44.0	(100.0)	0.0	(0.0)	0.0	(0.0)	**44.0**
U	5.3	(100.0)	0.0	(0.0)	0.0	(0.0)	**5.3**	46.0	(100.0)	0.0	(0.0)	0.0	(0.0)	**46.0**
V	19.0	(100.0)	0.0	(0.0)	0.0	(0.0)	**19.0**	124.8	(100.0)	0.0	(0.0)	0.0	(0.0)	**124.8**
W	11.0	(78.6)	0.0	(0.0)	3.0	(21.4)	**14.0**	74.0	(79.1)	0.0	(0.0)	19.5	(20.9)	**93.5**
X1	4.0	(100.0)	0.0	(0.0)	0.0	(0.0)	**4.0**	34.0	(100.0)	0.0	(0.0)	0.0	(0.0)	**34.0**
X2	4.0	(100.0)	0.0	(0.0)	0.0	(0.0)	**4.0**	34.0	(100.0)	0.0	(0.0)	0.0	(0.0)	**34.0**
Y	7.0	(100.0)	0.0	(0.0)	0.0	(0.0)	**7.0**	45.0	(100.0)	0.0	(0.0)	0.0	(0.0)	**45.0**
Z	5.0	(100.0)	0.0	(0.0)	0.0	(0.0)	**5.0**	50.0		0.0	(0.0)	0.0	(0.0)	**50.0**
ZA	11.0	(100.0)	0.0	(0.0)	0.0	(0.0)	**11.0**	104.0	(100.0)	0.0	(0.0)	0.0	(0.0)	**104.0**
ZB	10.0	(100.0)	0.0	(0.0)	0.0	(0.0)	**10.0**	59.8	(100.0)	0.0	(0.0)	0.0	(0.0)	**59.8**
ZC	7.0	(50.0)	7.0	(50.0)	0.0	(0.0)	**14.0**	4.0	(100.0)	0.0	(0.0)	0.0	(0.0)	**4.0**
ZD	2.0	(100.0)	0.0	(0.0)	0.0	(0.0)	**2.0**	4.0		0.0	(0.0)	0.0	(0.0)	**4.0**
ZE	8.0	(88.9)	0.0	(0.0)	1.0	(11.1)	**9.0**	0.0		0.0		0.0		**0.0**
ZF	8.0	(100.0)	0.0	(0.0)	0.0	(0.0)	**8.0**	12.0	(100.0)	0.0	(0.0)	0.0	(0.0)	**12.0**
Total	**235.3**	**(89.4)**	**23.0**	**(8.7)**	**5.0**	**(1.9)**	**263.3**	**1674.0**	**(96.7)**	**29.6**	**(1.7)**	**28.0**	**(1.6)**	**1731.6**
2016														
A	6.0	(100.0)	0.0	(0.0)	0.0	(0.0)	**6.0**	44.0	(100.0)	0.0	(0.0)	0.0	(0.0)	**44.0**
C	7.0	(100.0)	0.0	(0.0)	0.0	(0.0)	**7.0**	41.0	(100.0)	0.0	(0.0)	0.0	(0.0)	**41.0**
D	10.0	(100.0)	0.0	(0.0)	0.0	(0.0)	**10.0**	79.0	(100.0)	0.0	(0.0)	0.0	(0.0)	**79.0**
E1	13.0	(86.7)	1.0	(6.7)	1.0	(6.7)	**15.0**	93.0	(90.3)	10.0	(9.7)	0.0	(0.0)	**103.0**
E2	10.0	(100.0)	0.0	(0.0)	0.0	(0.0)	**10.0**	79.5	(100.0)	0.0	(0.0)	4.0	(5.0)	**79.5**
F	10.0	(100.0)	0.0	(0.0)	0.0	(0.0)	**10.0**	58.3	(100.0)	0.0	(0.0)	0.0	(0.0)	**58.3**
G	2.0	(11.1)	8.0	(44.4)	8.0	(44.4)	**18.0**	1.5	(100.0)	0.0	(0.0)	0.0	(0.0)	**1.5**
H	6.0	(100.0)	0.0	(0.0)	0.0	(0.0)	**6.0**	41.5	(100.0)	0.0	(0.0)	0.0	(0.0)	**41.5**
I	7.0	(100.0)	0.0	(0.0)	0.0	(0.0)	**7.0**	66.5	(100.0)	0.0	(0.0)	0.0	(0.0)	**66.5**
K2	6.0	(100.0)	0.0	(0.0)	0.0	(0.0)	**6.0**	47.0	(100.0)	0.0	(0.0)	0.0	(0.0)	**47.0**
K3	5.3	(100.0)	0.0	(0.0)	0.0	(0.0)	**5.3**	68.0	(100.0)	0.0	(0.0)	0.0	(0.0)	**68.0**
L	5.0	(100.0)	0.0	(0.0)	0.0	(0.0)	**5.0**	31.1	(100.0)	0.0	(0.0)	0.0	(0.0)	**31.1**
M	5.0	(100.0)	0.0	(0.0)	0.0	(0.0)	**5.0**	36.0	(100.0)	0.0	(0.0)	0.0	(0.0)	**36.0**
N	7.0	(100.0)	0.0	(0.0)	0.0	(0.0)	**7.0**	48.0	(100.0)	0.0	(0.0)	0.0	(0.0)	**48.0**
O	9.0	(100.0)	0.0	(0.0)	0.0	(0.0)	**9.0**	90.0	(100.0)	0.0	(0.0)	0.0	(0.0)	**90.0**
P	12.0	(100.0)	0.0	(0.0)	0.0	(0.0)	**12.0**	84.0	(100.0)	0.0	(0.0)	8.5	(10.1)	**84.0**
Q	8.0	(100.0)	0.0	(0.0)	0.0	(0.0)	**8.0**	66.0	(100.0)	0.0	(0.0)	0.0	(0.0)	**66.0**
R	4.5	(100.0)	0.0	(0.0)	0.0	(0.0)	**4.5**	31.5	(100.0)	0.0	(0.0)	0.0	(0.0)	**31.5**
S	0.0	(0.0)	19.0	(50.0)	19.0	(50.0)	**38.0**	0.0	(0.0)	16.0	(100.0)	0.0	(0.0)	**16.0**
T	8.0	(100.0)	0.0	(0.0)	0.0	(0.0)	**8.0**	55.0	(100.0)	0.0	(0.0)	0.0	(0.0)	**55.0**
U	5.0	(100.0)	0.0	(0.0)	0.0	(0.0)	**5.0**	45.0	(100.0)	0.0	(0.0)	0.0	(0.0)	**45.0**
V	19.0	(100.0)	0.0	(0.0)	0.0	(0.0)	**19.0**	141.0	(100.0)	0.0	(0.0)	0.0	(0.0)	**141.0**
W	13.0	(100.0)	0.0	(0.0)	0.0	(0.0)	**13.0**	30.2	(100.0)	0.0	(0.0)	22.5	(74.5)	**30.2**
X1	10.0	(100.0)	0.0	(0.0)	0.0	(0.0)	**10.0**	46.8	(100.0)	0.0	(0.0)	0.0	(0.0)	**46.8**
X2	9.0	(100.0)	0.0	(0.0)	0.0	(0.0)	**9.0**	38.3	(100.0)	0.0	(0.0)	0.0	(0.0)	**38.3**
Y	6.0	(42.9)	4.0	(28.6)	4.0	(28.6)	**14.0**	42.0	(63.6)	24.0	(36.4)	6.0	(9.1)	**66.0**
Z	6.0	(100.0)	0.0	(0.0)	0.0	(0.0)	**6.0**	0.0		0.0		0.0		**0.0**
ZA	12.0	(100.0)	0.0	(0.0)	0.0	(0.0)	**12.0**	101.0	(100.0)	0.0	(0.0)	0.0	(0.0)	**101.0**
ZB	10.0	(100.0)	0.0	(0.0)	0.0	(0.0)	**10.0**	59.8	(100.0)	0.0	(0.0)	0.0	(0.0)	**59.8**
ZC	4.0	(100.0)	0.0	(0.0)	0.0	(0.0)	**4.0**	0.0		0.0		0.0		**0.0**
ZD	1.0	(4.3)	11.0	(47.8)	11.0	(47.8)	**23.0**	0.0		0.0		0.0		**0.0**
ZE	12.0	(54.5)	5.0	(22.7)	5.0	(22.7)	**22.0**	35.0	(100.0)	0.0	(0.0)	10.0	(28.6)	**35.0**
ZF	8.0	(100.0)	0.0	(0.0)	0.0	(0.0)	**8.0**	80.0	(100.0)	0.0	(0.0)	0.0	(0.0)	**80.0**
Total	**255.8**	**(72.7)**	**48.0**	**(13.6)**	**48.0**	**(13.6)**	**351.8**	**1679.8**	**(97.1)**	**50.0**	**(2.9)**	**51.0**	**(2.9)**	**1729.8**

Organisation S - Cons. Paediatricians cover PIC, HD and general paediatrics. Additional Cons. Anaethetists contribute to on call

Organisation G - is a 10 bedded A ICU with 2 designated PIC beds, 9 DCC PAs allocated for Cons Paed intensivist support to PIC and HD

Organisation X - 9 WTE Paediatric Consultant Intensivists work 1:5 across two sites in organisation

FIGURE S3 NUMBER OF CLINICALLY QUALIFIED NURSING STAFF IN POST (WTE) PER BED, BY ORGANISATION, NOV 2014-2016

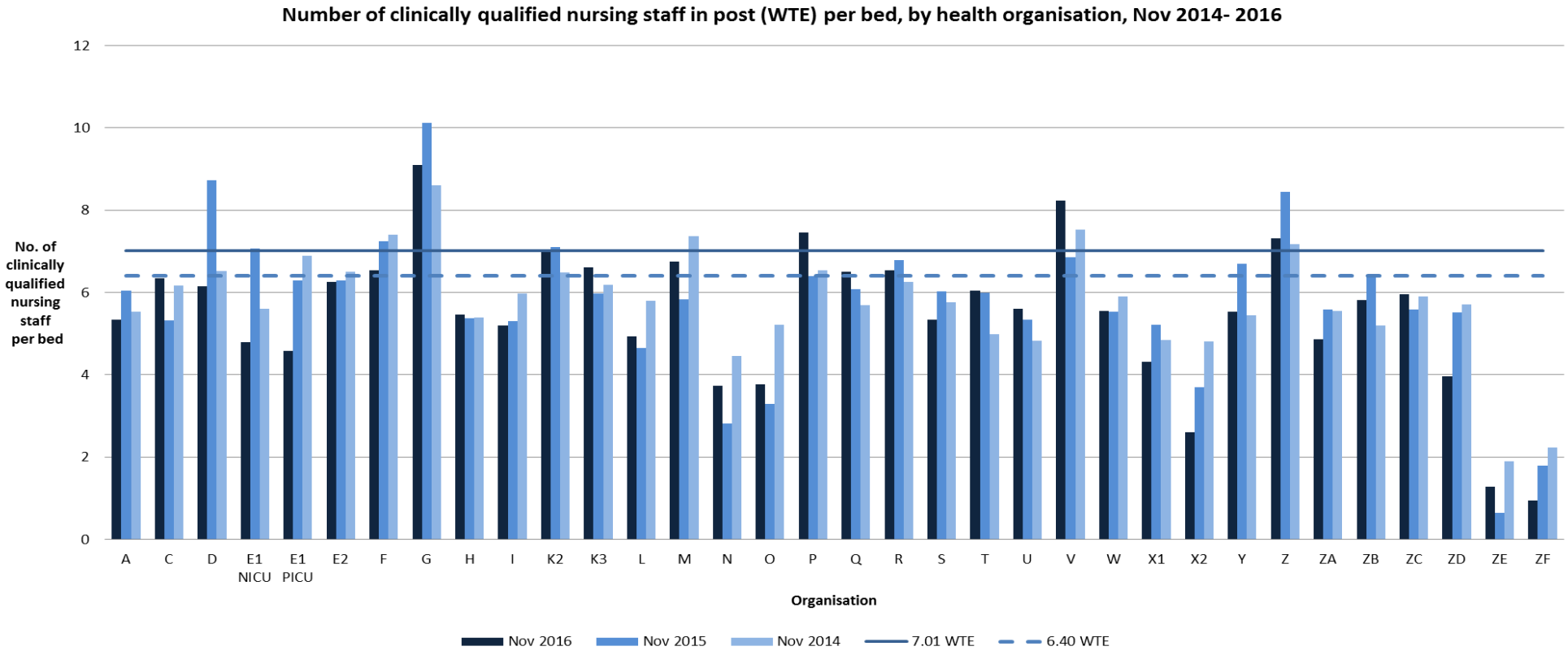

The current PICS guideline of 7.01 WTE per bed and the previous guideline of 6.4 WTE per bed are shown above

Organisation E2 - recorded 10 WTE bank band 5 nurses supporting the establishment in 2016

Organisation G is a 10 bedded AICU with 2 designated PIC beds, the figures presented are 20% of the given WTE in post

Organisation Q - is a 19 bedded unit with PIC and HD beds; unit only submitted event data for PIC admissions in 2014-2015, nursing establishment provides care for all beds

Organisation Y is a 19 bedded unit with PIC, HD and Neonatal beds

Organisation ZE & ZF - core nursing staff establishment is supplemented by bank and agency staff

FIGURE S4-A NUMBER OF JUNIOR & MIDDLE GRADE MEDICAL TRAINEES BY POSITION (WTE) & ORGANISATION, NOV 2016

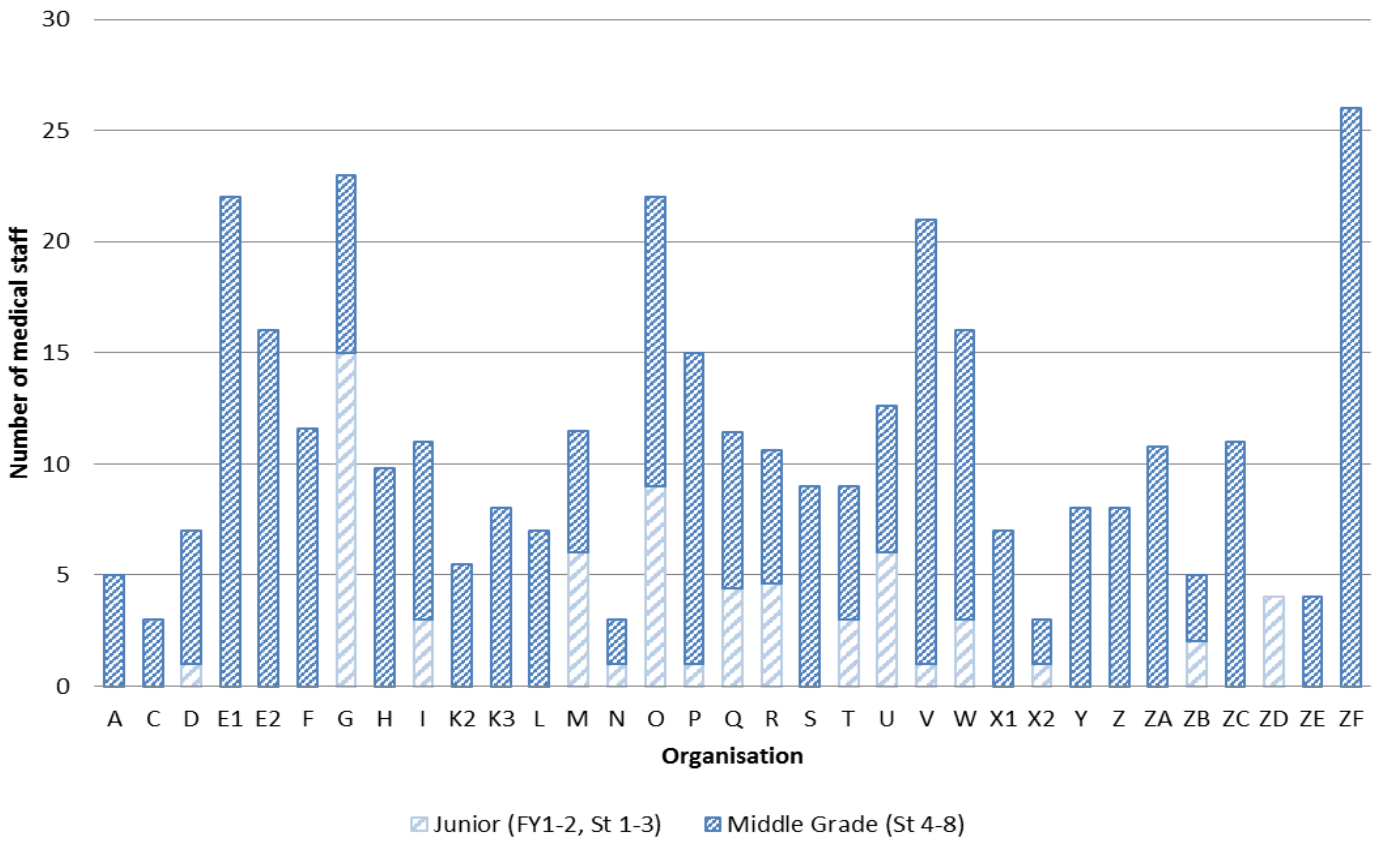

Organisation G - is a 10 bedded ICU with 2 designated PIC beds

Organisation S - 9 ST 4-8, cover PIC, HD and general paediatrics

Organisation Z - 8 ST 4-8 in post DCC PAs not available

Organisation ZD - 4 ST 1-3 in post DCC PA's not available

Organisation ZF - 13 ST4-8 provide cover for PICU

FIGURE S4-B COMBINED TOTAL DCC PAs OF CONSULTANT PAEDIATRIC INTENSIVISTS IN POST, BY ORGANISATION, NOV 2016

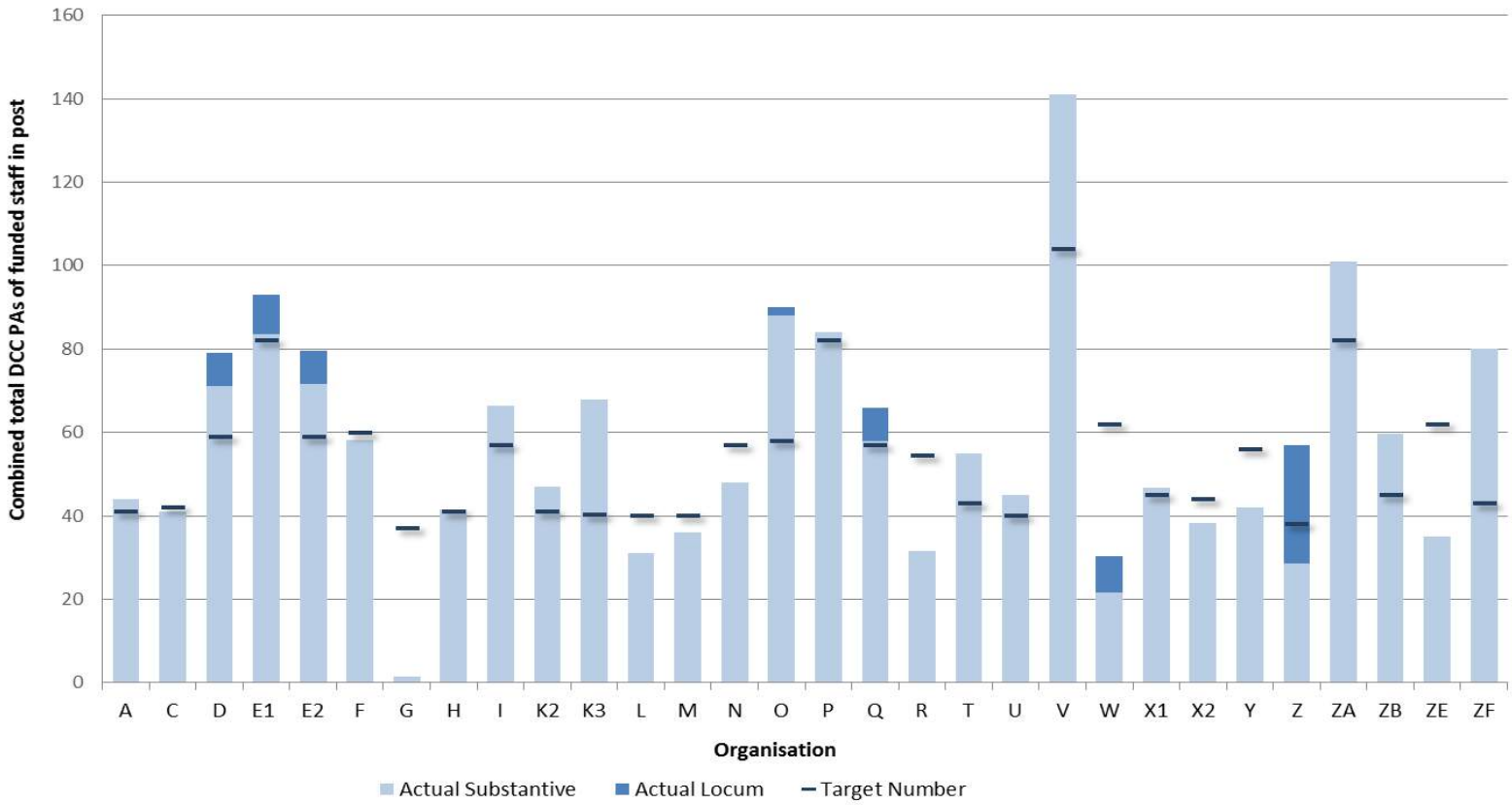

TABLE S5 PROPORTION OF NURSING STAFF WITH VALID RESUSCITATION TRAINING BY BAND, ORGANISATION & COUNTRY, NOV 2016

Organisation	BAND 2-4			BAND 5					BAND 6					BAND 7					BAND 8				
	No. in post	With Basic Paed Resus training		No. in post	With Basic Paed Resus training		With Advanced Paed Resus Training		No. in post	With Basic Paed Resus training		With Advanced Paed Resus Training		No. in post	With Basic Paed Resus training		With Advanced Paed Resus Training		No. in post	With Basic Paed Resus training		With Advanced Paed Resus Training	
		n	(%)		n	(%)	n	(%)		n	(%)	n	(%)		n	(%)	n	(%)		n	(%)	n	(%)
A	8	8	(100.0)	41	41	(100.0)	0	(0.0)	18	18	(100.0)	0	(0.0)	10	10	(100.0)	5	(50.0)	0	0		0	
C	3	0	(0.0)	31	28	(90.3)	12	(38.7)	20	20	(100.0)	18	(90.0)	6	6	(100.0)	6	(100.0)	0	0		0	
D	5	5	(100.0)	94	45	(47.9)	0	(0.0)	21	8	(38.1)	8	(38.1)	11	4	(36.4)	10	(90.9)	1	1	(100.0)	0	(0.0)
E1 PICU	1	1	(100.0)	69	56	(81.2)	0	(0.0)	34	34	(100.0)	25	(73.5)	9	9	(100.0)	9	(100.0)	1	1	(100.0)	1	(100.0)
E1 NICU	1	1	(100.0)	22	22	(100.0)	0	(0.0)	17	8	(47.1)	0	(0.0)	8	8	(100.0)	1	(12.5)	1	1	(100.0)	0	(0.0)
E2	2	0	(0.0)	76	70	(92.1)	0	(0.0)	40	40	(100.0)	4	(10.0)	10	9	(90.0)	9	(90.0)	1	1	(100.0)	0	(0.0)
F	3	3	(100.0)	72	72	(100.0)	0	(0.0)	59	59	(100.0)	0	(0.0)	25	25	(100.0)	0	(0.0)	2	2	(100.0)	1	(50.0)
G	7	0	(0.0)	95	0	(0.0)	0	(0.0)	0	0	(0.0)	0	(0.0)	0	0	(0.0)	0	(0.0)	1	0	(0.0)	0	(0.0)
H	5	0	(0.0)	26	25	(96.2)	0	(0.0)	29	29	(100.0)	25	(86.2)	8	8	(100.0)	8	(100.0)	1	1	(100.0)	1	(100.0)
I	3	0	(0.0)	59	59	(100.0)	19	(32.2)	11	11	(100.0)	11	(100.0)	12	12	(100.0)	11	(91.7)	0	0	(0.0)	0	(0.0)
K2	7	0	(0.0)	77	21	(27.3)	0	(0.0)	15	9	(60.0)	0	(0.0)	6	3	(50.0)	0	(0.0)	0	0	(0.0)	0	(0.0)
K3	2	2	(100.0)	65	64	(98.5)	0	(0.0)	11	11	(100.0)	9	(81.8)	8	8	(100.0)	8	(100.0)	1	1	(100.0)	0	(0.0)
L	5	0	(0.0)	31	31	(100.0)	2	(6.5)	14	14	(100.0)	12	(85.7)	4	4	(100.0)	4	(100.0)	1	1	(100.0)	1	(100.0)
M	0	0	(0.0)	49	49	(100.0)	0	(0.0)	20	20	(100.0)	0	(0.0)	10	10	(100.0)	0	(0.0)	0	0	(0.0)	0	(0.0)
N	7	7	(100.0)	38	38	(100.0)	8	(21.1)	28	28	(100.0)	27	(96.4)	8	8	(100.0)	7	(87.5)	2	2	(100.0)	2	(100.0)
O	0	0	(0.0)	31	31	(100.0)	9	(29.0)	35	35	(100.0)	17	(48.6)	15	15	(100.0)	13	(86.7)	1	1	(100.0)	1	(100.0)
P	2	2	(100.0)	130	130	(100.0)	15	(11.5)	43	43	(100.0)	23	(53.5)	8	8	(100.0)	6	(75.0)	2	2	(100.0)	2	(100.0)
Q	7	7	(100.0)	48	47	(97.9)	0	(0.0)	26	0	(0.0)	0	(0.0)	10	10	(100.0)	10	(100.0)	0	0		0	(0.0)
R	7	7	(100.0)	80	80	(100.0)	16	(20.0)	17	17	(100.0)	15	(88.2)	9	9	(100.0)	7	(77.8)	1	1	(100.0)	0	(0.0)
S	2	2	(100.0)	15	15	(100.0)	2	(13.3)	13	13	(100.0)	13	(100.0)	1	1	(100.0)	1	(100.0)	0	0		0	(0.0)
T	7	0	(0.0)	39	35	(89.7)	0	(0.0)	13	13	(100.0)	2	(15.4)	8	8	(100.0)	6	(75.0)	2	2	(100.0)	1	(50.0)
U	0	0	(0.0)	17	16	(94.1)	1	(5.9)	24	9	(37.5)	15	(62.5)	9	9	(100.0)	9	(100.0)	0	0		0	(0.0)
V	29	29	(100.0)	232	232	(100.0)	191	(82.3)	38	37	(97.4)	38	(100.0)	13	13	(100.0)	13	(100.0)	3	3	(100.0)	2	(66.7)
W	3	3	(100.0)	108	98	(90.7)	10	(9.3)	14	4	(28.6)	10	(71.4)	9	0	(0.0)	9	(100.0)	2	1	(50.0)	1	(50.0)
X1	3	3	(100.0)	28	16	(57.1)	1	(3.6)	13	13	(100.0)	4	(30.8)	8	8	(100.0)	7	(87.5)	1	0	(0.0)	0	(0.0)
X2	3	0	(0.0)	16	10	(62.5)	2	(12.5)	14	9	(64.3)	8	(57.1)	5	4	(80.0)	2	(40.0)	1	0	(0.0)	0	(0.0)
Y	8	8	(100.0)	62	20	(32.3)	42	(67.7)	15	0	(0.0)	15	(100.0)	11	0	(0.0)	11	(100.0)	1	0	(0.0)	1	(100.0)
Z	0	0	(0.0)	21	16	(76.2)	4	(19.0)	4	4	(100.0)	2	(50.0)	8	2	(25.0)	7	(87.5)	0	0		0	(0.0)
ZA	10	10	(100.0)	95	95	(100.0)	0	(0.0)	20	20	(100.0)	0	(0.0)	7	7	(100.0)	0	(0.0)	0	0		0	(0.0)
ZB	1	1	(100.0)	56	38	(67.9)	4	(7.1)	19	19	(100.0)	8	(42.1)	3	3	(100.0)	1	(33.3)	0	0		0	(0.0)
ZC	0	0	(0.0)	127	127	(100.0)	1	(0.8)	0	0		0		16	16	(100.0)	13	(81.3)	2	2	(100.0)	1	(50.0)
ZD	2	0	(0.0)	50	50	(100.0)	12	(24.0)	0	0		0		7	7	(100.0)	7	(100.0)	1	0	(0.0)	0	(0.0)
ZE	0	0	(0.0)	16	16	(100.0)	7	(43.8)	1	1	(100.0)	1	(100.0)	5	5	(100.0)	5	(100.0)	1	1	(100.0)	1	(100.0)
ZF	0	0	(0.0)	9	9	(100.0)	5	(55.6)	7	7	(100.0)	7	(100.0)	4	4	(100.0)	4	(100.0)	2	2	(100.0)	2	(100.0)
Total	**143**	**99**	**(69.3)**	**2025**	**1702**	**(84.0)**	**363**	**(17.9)**	**653**	**553**	**(84.7)**	**317**	**(48.5)**	**291**	**253**	**(86.9)**	**209**	**(71.8)**	**32**	**26**	**(81.3)**	**18**	**(56.3)**
England Total	**119**	**80**	**(67.3)**	**1604**	**1344**	**(83.8)**	**292**	**(18.2)**	**579**	**494**	**(85.3)**	**276**	**(47.7)**	**241**	**214**	**(88.8)**	**171**	**(71.0)**	**28**	**24**	**(85.7)**	**16**	**(57.1)**
Wales Total	**3**	**0**	**(0.0)**	**31**	**28**	**(90.3)**	**12**	**(38.7)**	**20**	**20**	**(100.0)**	**18**	**(90.0)**	**6**	**6**	**(100.0)**	**6**	**(100.0)**	**0**	**0**		**0**	
Scotland Total	**18**	**18**	**(100.0)**	**157**	**115**	**(73.2)**	**42**	**(26.8)**	**35**	**20**	**(57.1)**	**15**	**(42.9)**	**18**	**7**	**(38.9)**	**11**	**(61.1)**	**1**	**0**	**(0.0)**	**1**	**(100.0)**
NI Total	**1**	**1**	**(100.0)**	**56**	**38**	**(67.9)**	**4**	**(7.1)**	**19**	**19**	**(100.0)**	**8**	**(42.1)**	**3**	**3**	**(100.0)**	**1**	**(33.3)**	**0**	**0**		**0**	
ROI Total	**2**	**0**	**(0.0)**	**177**	**177**	**(100.0)**	**13**	**(7.3)**	**0**	**0**	**#DIV/0!**	**0**	**#DIV/0!**	**23**	**23**	**(100.0)**	**20**	**(87.0)**	**3**	**2**	**(66.7)**	**1**	**(33.3)**

TABLE S7 TOTAL NUMBER OF QUALIFIED NURSES IN POST & PROPORTION BY QUALIFICATION & TRAINING, 2014-2016

Year / Band	W.T.E in post	Qualified nurses in post	With childrens training		With additional PIC qualification		With basic paediatric resus. training		With advanced paediatric resus training	
			n	(%)	n	(%)	n	(%)	n	(%)
2014										
5	1681.4	1844	1623	(88.0)	546	(29.6)	1559	(84.5)	280	(15.2)
6	541.8	655	612	(93.4)	618	(94.4)	586	(89.5)	451	(68.9)
7	249.3	297	294	(99.0)	289	(97.3)	260	(87.5)	237	(79.8)
8	29.7	33	32	(97.0)	31	(93.9)	29	(87.9)	19	(57.6)
Total	**2502.2**	**2829**	**2561**	**(90.5)**	**1484**	**(52.5)**	**2434**	**(86.0)**	**987**	**(34.9)**
2015										
5	1594.5	1855	1633	(88.0)	675	(36.4)	1566	(84.4)	438	(23.6)
6	549.1	631	587	(93.0)	603	(95.6)	542	(85.9)	382	(60.5)
7	243.6	288	279	(96.9)	279	(96.9)	227	(78.8)	226	(78.5)
8	28.9	32	31	(96.9)	29	(90.6)	24	(75.0)	19	(59.4)
Total	**2416.1**	**2806**	**2530**	**(90.2)**	**1586**	**(56.5)**	**2359**	**(84.1)**	**1065**	**(38.0)**
2016										
5	1622.9	1949	1743	(89.4)	691	(35.5)	1702	(87.3)	363	(18.6)
6	513.9	653	618	(94.6)	600	(91.9)	553	(84.7)	317	(48.5)
7	236.4	291	283	(97.3)	277	(95.2)	253	(86.9)	209	(71.8)
8	26.1	31	28	(89.7)	28	(89.7)	26	(83.3)	18	(57.7)
Total	**2399.2**	**2924**	**2672**	**(91.4)**	**1596**	**(54.6)**	**2534**	**(86.7)**	**907**	**(31.0)**

FIGURE S7 TOTAL NUMBER OF WHOLE TIME EQUIVALENT QUALIFIED NURSES IN POST, 2014-2016

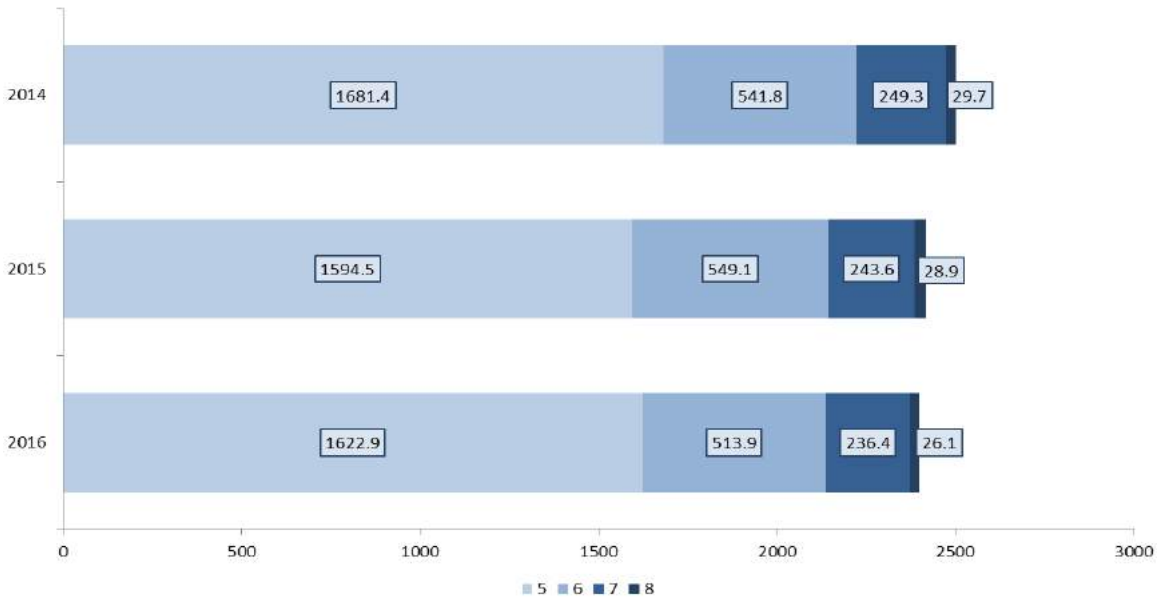

Data for 2015 reanalysed and presented in table and figure

Organisation G is a 10 bedded AICU with 2 designated paediatric intensive care beds; the figures presented include 20% of the unit given nursing establishment.

Organisation G did not provide additional data for additional qualification & training for bands 5 6 & 7 in 2014

Organisation L did not provide number of band 5 with PIC qualified in 2014

TABLE S8 NUMBER OF ADVANCED PRACTICE PRACTITIONERS (APP) IN POST BY BAND & ORGANISATION, NOV 2014-2016

	BAND 7								BAND 8								OTHER			Total	
Organisation	Band 7 Establishment wte	No. of persons in post	Combined wte	No. educated to Masters level	No. in training	% of wte attributed to Nursing rota	% of wte attributed Medical rota	No. with valid APLS training or equiv.	Band 8 Establishment wte	No. of persons in post	Combined wte	No. educated to Masters level	No. in training	% of wte attributed to Nursing rota	% of wte attributed Medical rota	No. with valid APLS training or equiv.	No. of persons in post	No. in training	Combined wte	No. of persons in post	No. in training
2014																					
A	2.0	4	3.77	2	2	(100.0)	(0.0)	4	0	0	0	0	0	(0.0)	(0.0)	0	0	0	0.0	**4**	**2**
C	0.0	0	0.0	0	0	(0.0)	(0.0)	0	1.0	1	0.8	1	0	(0.0)	(100.0)	1	1	1	1.0	**2**	**1**
D	0.0	0	0.0	0	0	(0.0)	(0.0)	0	6.0	4	4.0	4	2	(0.0)	(100.0)	6	0	0	0.0	**4**	**2**
E2	2.0	2	2.0	0	2	(0.0)	(0.0)	2	0.0	0	0.0	0	0	(0.0)	(0.0)	0	0	0	0.0	**2**	**2**
F	0.0	0	0.0	0	0	(0.0)	(0.0)	0	4.6	12	4.2	12	0	(100.0)	(0.0)	12	0	0	0.0	**12**	**0**
N	0.0	0	0.0	0	0	(0.0)	(0.0)	0	1.0	1	1.0	1	0	(0.0)	(100.0)	1	0	0	0.0	**1**	**0**
O	0.0	0	0.0	0	0	(0.0)	(0.0)	0	1.0	1	0.5	1	0	(20.0)	(80.0)	1	0	0	0.0	**1**	**0**
P	0.0	0	0.0	0	0	(0.0)	(0.0)	0	3.3	4	3.3	4	0	(0.0)	(70.0)	3	1	1	0.5	**5**	**1**
Q	0.0	1	1.0	0	1	(0.0)	(0.0)	1	6.0	4	4.0	4	0	(20.0)	(80.0)	4	0	0	0.0	**5**	**1**
T	0.0	0	0.0	0	0	(0.0)	(0.0)	0	0.0	0	0.0	0	0	(0.0)	(0.0)	0	1	0	0.0	**1**	**0**
V	3.0	6	6.0	2	4	(0.0)	(40.0)	6	4.0	4	4.0	4	0	(20.0)	(80.0)	4	0	0	0.0	**7**	**3**
W	0.0	1	1.0	0	1	(100.0)	(0.0)	1	2.0	0	0.0	0	0	(0.0)	(0.0)	0	1	1	1.0	**2**	**2**
X1	2.0	2	1.9	0	2	(50.0)	(50.0)	2	2.0	2	2.0	0	0	(0.0)	(100.0)	2	0	0	0.0	**4**	**2**
Y	2.0	2	2.0	0	2			2	2.0	2	2.0	2	0	(0.0)	(100.0)	2	0	0	0.0	**4**	**2**
ZA	0.0	0	0.0	0	0	(0.0)	(0.0)	0	2.0	2	2.0	2	0	(0.0)	(100.0)	2	0	0	0.0	**2**	**0**
Total	**11.0**	**18**	**17.7**	**4**	**14**			**18**	**34.9**	**37**	**27.83**	**35**	**2**			**38**	**4**	**3**	**2.5**	**56**	**18**
2015																					
A	0.0	2	1.9	2	2	(100.0)	(0.0)	2	0	0	0	0	0	(0.0)	(0.0)	0	0	0	0.0	**2**	**2**
C	1.0	1	1.0	1	1	(100.0)	(0.0)	1	1.0	1	0.8	1	0	(0.0)	(100.0)	1	1	1	1.0	**2**	**1**
D	0.0	3	0.0	0	3	(0.0)	(0.0)	3	4.0	4	4.0	4	0	(100.0)	(0.0)	4	0	0	0.0	**7**	**3**
E2	2.0	2	2.0	0	2	(0.0)	(0.0)	2	0.0	0	0.0	0	0	(0.0)	(0.0)	0	0	0	0.0	**2**	**2**
F	0.0	0	0.0	0	0	(0.0)	(0.0)	0	5.1	12	4.8	12	2	(100.0)	(0.0)	12	0	0	0.0	**12**	**2**
H	0.0	2	0.3	2	1	(0.0)	(100.00	3	0.0	0	0.0	0	0	(0.0)	(0.0)	0	0	0	0.0		
I	0.0	3	3.0	0	3	(0.0)	(100.0)	3	1.0	1	1.0	1	0	(0.0)	(100.0)	1	0	0	0.0	**4**	**3**
K2	0.0	2	2.0	0	2	(0.0)	(100.0)	0	0.0	0	0.0	0	0	(0.0)	(0.0)	0	0	0	0.0	**2**	**2**
N	0.0	0	0.0	0	0	(0.0)	(0.0)	0	1.0	1	1.0	1	0	(0.0)	(100.0)	1	0	0	0.0	**1**	**0**
O	0.0	1	0.0	0	1	(50.0)	(50.0)	1	0.0	0	0.0	0	0	(0.0)	(0.0)	0	2	2	2.0	**3**	**3**
P	0.0	0	0.0	0	0	(0.0)	(0.0)	0	3.0	3	2.4	3	0	(0.0)	(80.0)	3	0	0	0.0	**3**	**0**
Q	0.0	1	1.0	0	1	(0.0)	(0.0)	1	4.0	4	4.0	4	3	(0.0)	(100.0)	2	0	0	0.0	**4**	**2**
V	3.0	3	3.0	0	3	(20.0)	(80.0)	3	6.8	7	6.8	7	0	(20.0)	(80.0)	5	0	0	0.0	**10**	**3**
W	3.0	3	3.0	2	3	(100.0)	(0.0)	3	0.0	0	0.0	0	0	(0.0)	(0.0)	0	1	1	1.0	**3**	**3**
X1	2.0	2	2.0	0	2	(50.0)	(50.0)	2	2.0	2	2.0	0	0	(0.0)	(100.0)	2	0	0	0.0	**4**	**2**
Y	2.0	2	2.0	0	2	(0.0)	(100.0)	2	3.0	3	3.0	3	0	(0.0)	(100.0)	3	0	0	0.0	**5**	**2**
ZA	0.0	0	0.0	0	0	(0.0)	(0.0)	0	2.0	2	2.0	2	0	(0.0)	(100.0)	2	0	0	0.0	**2**	**0**
Total	**13.0**	**27**	**21.2**	**7**	**26**			**26**	**32.9**	**40**	**31.80**	**38**	**5**			**36**	**4**	**4**	**4.0**	**66**	**30**
2016																					
A	0.0	3.0	2.6	3.0	1.0	(100)	(0)	3.0	0.0	0.0	0.0	0.0	0.0	(0)	(0)	0.0	0.0	0.0	0.0	**3**	**1**
C	2.0	0.0	0.0	0.0	0.0	(0)	(0)	0	1.9	2.0	1.9	2.0	0.0	(0)	(100)	2.0	1.0	1.0	1.0	**3**	**1**
D	0.0	0.0	0.0	0.0	0.0	(0)	(0)	0	6.0	6.0	6.0	6.0	1.0	(0)	(100)	0.0	0.0	0.0	0.0	**6**	**1**
E2	0.0	2.0	2.0	2.0	0.0	(0.5)	(0)	0	0.0	0.0	0.0	0.0	0.0	(0)	(0)	0.0	0.0	0.0	0.0	**2**	**0**
F	10.0	0.0	0.3	0.0	1.0	(0)	(0)	0	5.1	10.0	4.1	8.0	0.0	(50)	(0)	10.0	0.0	0.0	0.0	**10**	**1**
H	0.0	0.0	0.0	2.0	1.0	(0)	(0)	0	0.0	0.0	0.0	0.0	0.0	(0)	(0)	0.0	0.0	0.0	0.0	**0**	**1**
I	0.0	0.0	0.0	0.0	0.0	(0)	(0)	0	4.0	3.0	3.0	1.0	1.0	(0)	(0)	4.0	0.0	0.0	0.0	**3**	**1**
N	1.0	0.0	0.0	0.0	0.0	(0)	(0)	0	1.0	1.0	1.0	1.0	0.0	(0)	(80)	1.0	0.0	0.0	0.0	**1**	**0**
O	0.0	3.0	3.0	0.0	3.0	(19)	(75)	0	0.0	0.0	0.0	0.0	0.0	(0)	(0)	0.0	0.0	0.0	0.0	**3**	**3**
P	2.0	0.0	0.0	0.0	0.0	(0)	(0)	0	4.0	4.0	4.0	4.0	0.0	(0)	(82.5)	2.0	0.0	0.0	0.0	**4**	**0**
Q	3.0	0.0	0.0	0.0	3.0	(20)	(80)	0	3.0	3.0	0.0	3.0	0.0	(20)	(80)	3.0	0.0	0.0	0.0	**3**	**3**
R	0.0	0.0	0.0	1.0	1.0	(0)	(0)	0	2.0	1.0	1.0	1.0	0.0	(0.2)	(0.8)	1.0	0.0	0.0	0.0	**1**	**1**
V	9.0	2.0	2.0	0.0	2.0	(20)	(80)	0	9.0	9.0	8.8	9.0	0.0	(0)	(100)	9.0	0.0	0.0	0.0	**11**	**2**
X1	4.0	0.0	0.0	0.0	0.0	(0)	(0)	0	4.0	4.0	4.0	0.0	1.0	(0)	(4)	4.0	0.0	0.0	0.0	**4**	**1**
Y	4.0	2.0	2.0	0.0	2.0	(0)	(100)	0	4.0	4.0	4.0	4.0	0.0	(4)	(0)	4.0	0.0	0.0	0.0	**6**	**2**
ZA	2.0	0.0	0.0	0.0	1.0	(0)	(0)	0	2.0	2.0	2.0	2.0	0.0	(0)	(100)	2.0	0.0	0.0	0.0	**2**	**1**
Total	**37.0**	**12.0**	**11.9**	**8**	**15**			**3**	**46.0**	**49**	**39.81**	**41**	**3**			**42**	**1**	**1**	**1.0**	**62**	**19**

Data was returned from all units and is presented here for units with APP's in employment and/or training during the 3 years presented

Organisation F - ANP's work 50:50 ANP/Nursing rota

Organisation H - 2 qualified ANP's employed as sisters due to lack of funding

Organisation P - 20% of w.t.e. is attributed to research and development

FIGURE S9 THE NUMBER OF NURSES PROVIDING CARE BY PATIENT DEPENDENCY LEVELS AT SPECIFIED TIMES, NOV 2016

FIGURE S9a: LOG A - MIDDAY ON WEDNESDAY 23rd NOVEMBER 2016

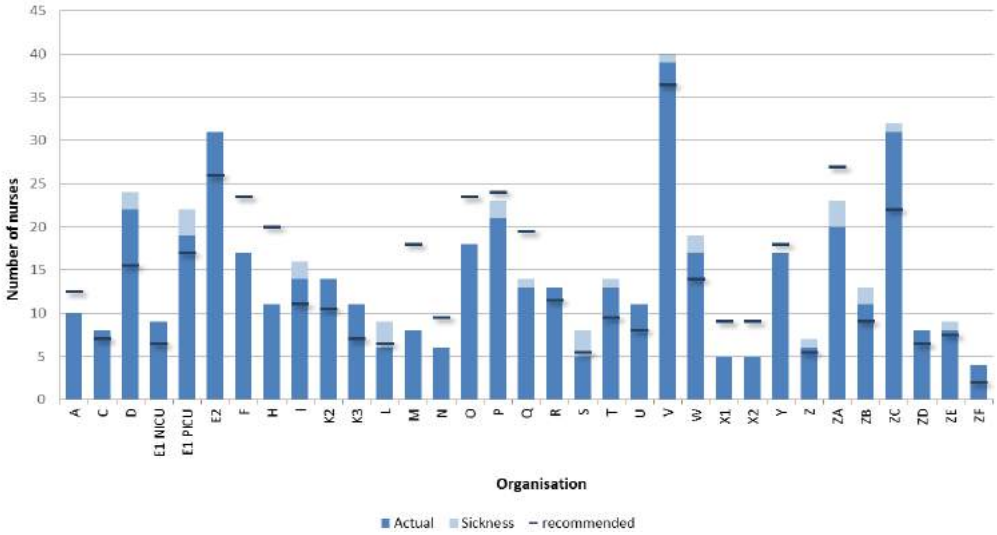

FIGURE S9b: LOG B - MIDNIGHT ON WEDNESDAY 23rd NOVEMBER 2016

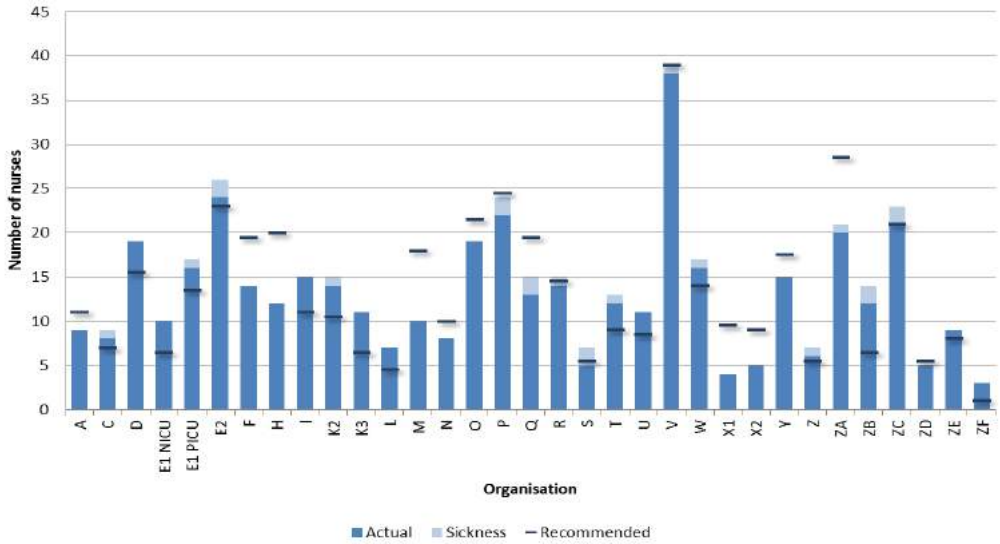

FIGURE S9c: LOG C - MIDDAY ON SUNDAY 27th NOVEMBER 2016

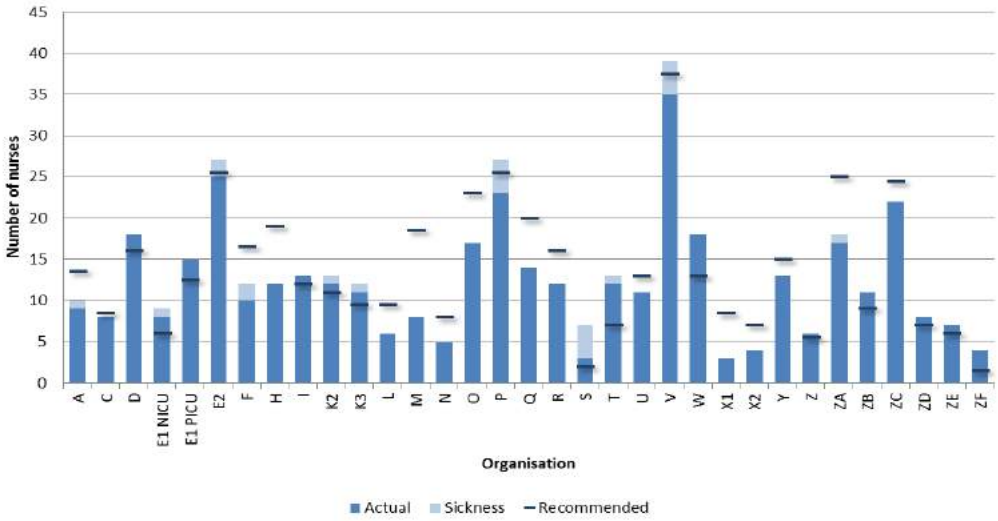

FIGURE S9d: LOG D - MIDNIGHT ON SUNDAY 27th NOVEMBER 2016

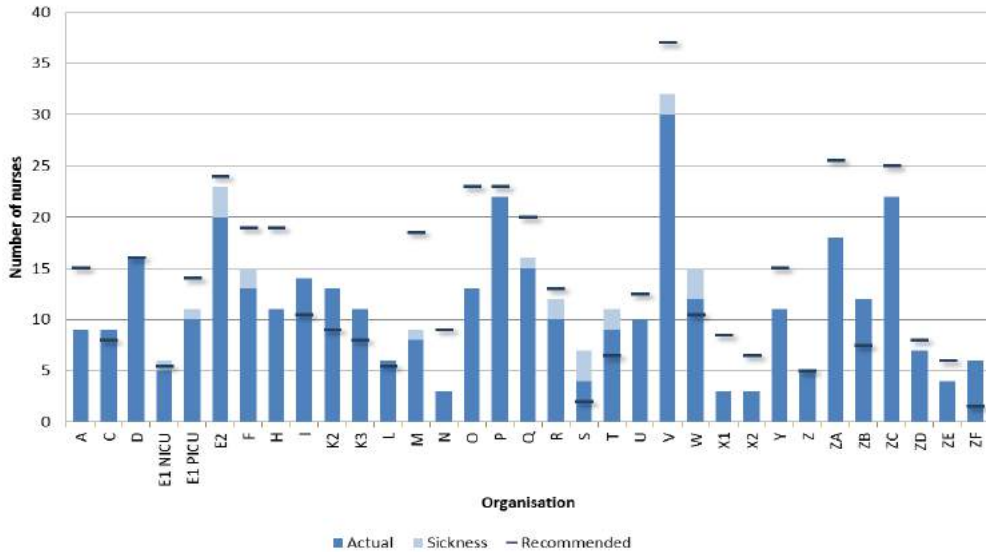

Organisation G is a 10 bedded general intensive care unit with 2 designated paediatric beds, no care was provided for paediatric patients at the specified times therefore the unit are not included in Figures S9A-D above

Organisation Y - nursing establishment also provides care for 3 additional NIC beds

FIGURE S10 CONSULTANT AVAILABILITY AT SPECIFIED TIMES, NOV 2016

FIGURE S10a: LOG A - MIDDAY ON WEDNESDAY 23rd NOVEMBER 2016

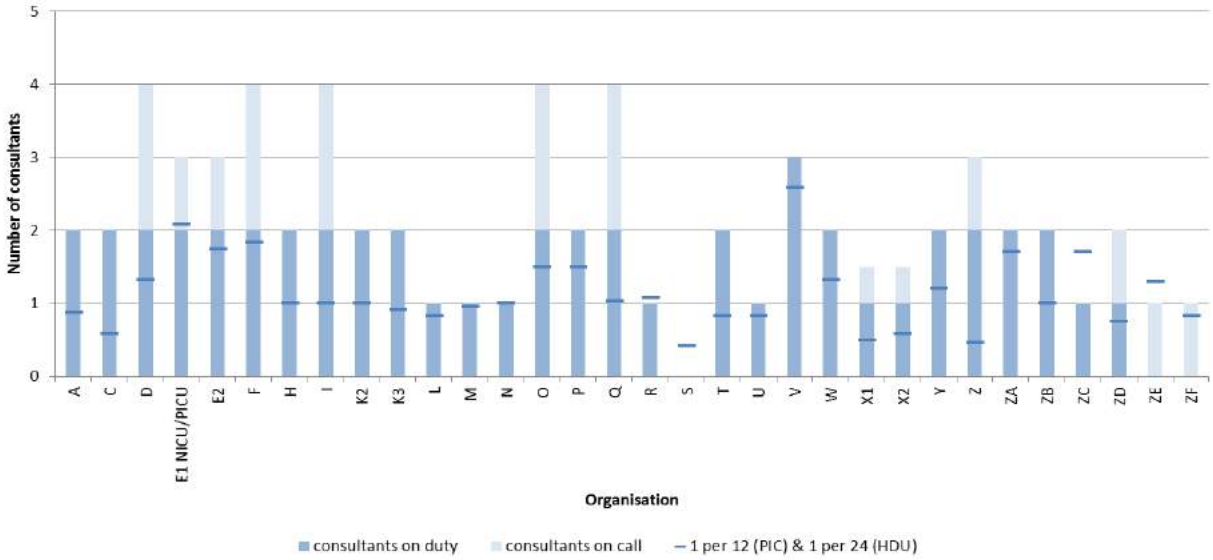

FIGURE S10b: LOG B - MIDNIGHT ON WEDNESDAY 23rd NOVEMBER 2016

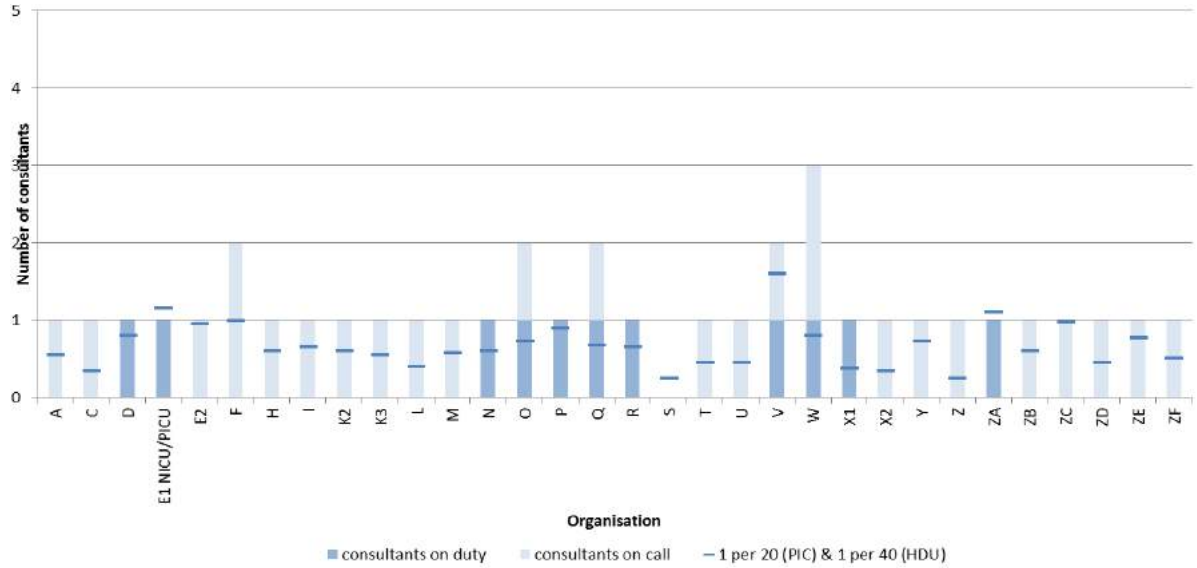

FIGURE S10c: LOG C - MIDDAY ON SUNDAY 27th NOVEMBER 2016

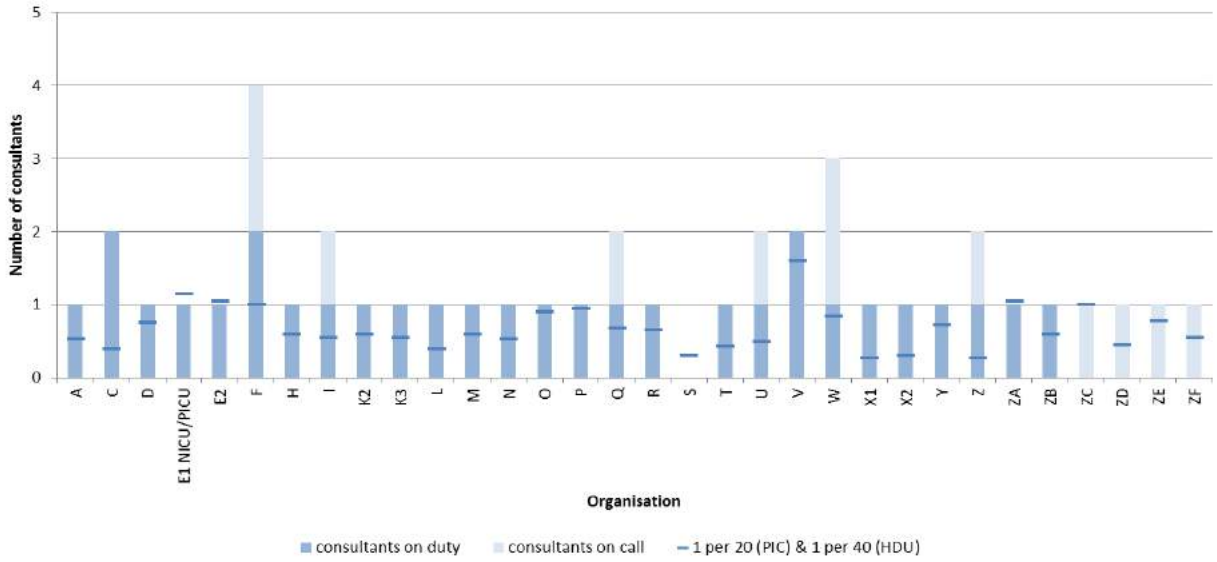

FIGURE S10d: LOG D - MIDNIGHT ON SUNDAY 27th NOVEMBER 2016

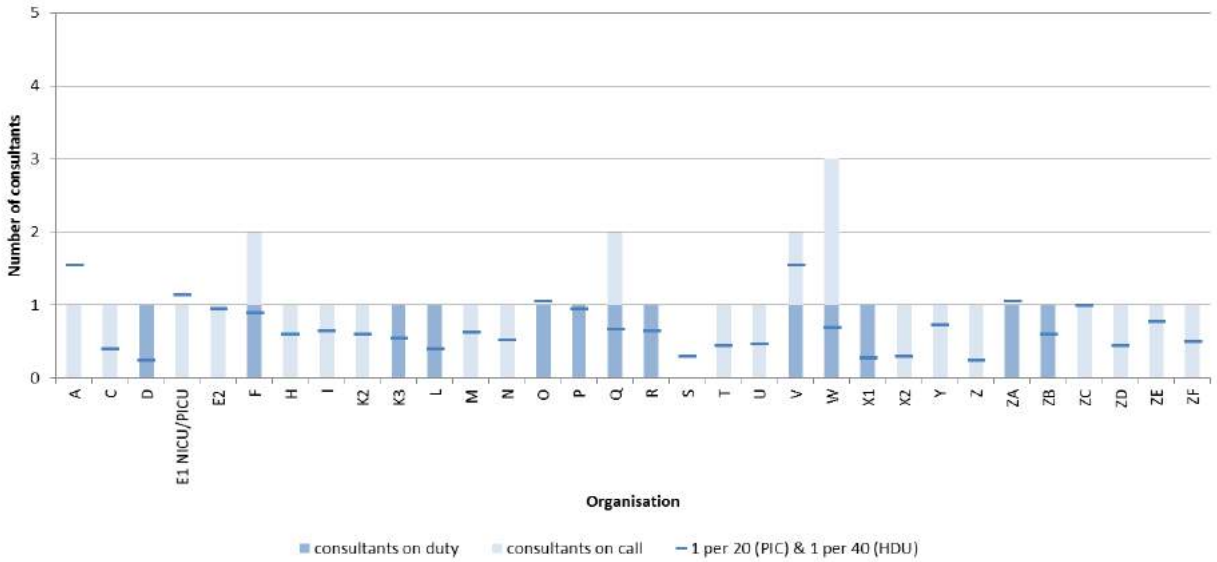

Organisation G - is a 10 bedded AICU with 2 designated paediatric beds, no care was provided for paediatric patients at the specified times therefore the unit are not included in Figures S10A-D above

FIGURE S11 NUMBER OF MEDICAL TRAINEES OR EQUIVALENT ON DUTY AT MIDDAY ON A WEEKDAY, NOV 2016

FIGURE S11a: LOG A - MIDDAY ON WEDNESDAY 23rd NOVEMBER 2016

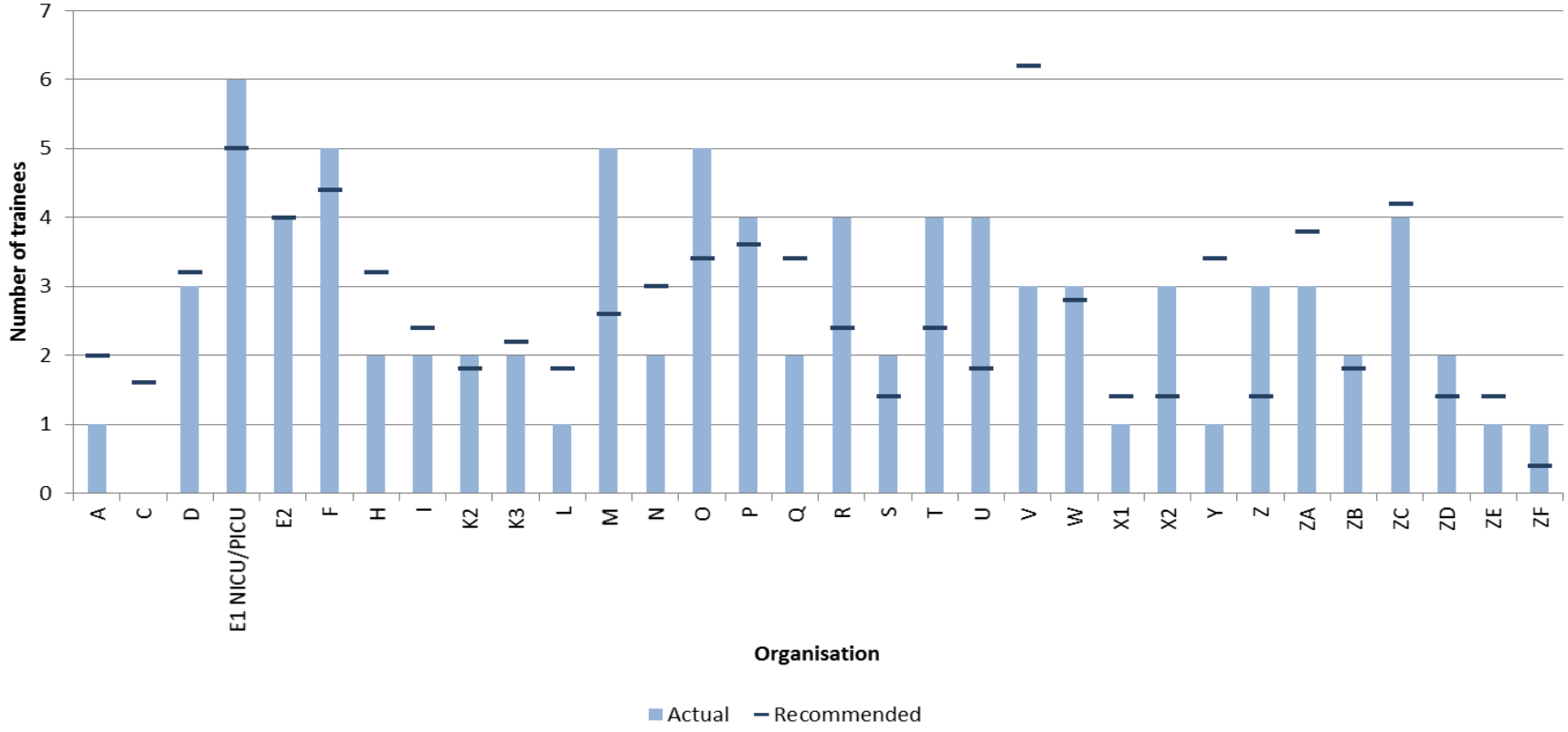

Organisation G is a 10 bedded general intensive care unit with 2 designated paediatric beds, no care was provided for paediatric patients at the specified time therefore the unit is not included in this figure.

FIGURE S12 NUMBER OF ST4 OR ABOVE GRADE DOCTORS ON DUTY OUTSIDE NORMAL WORKING HOURS, NOV 2016

FIGURE S12b: LOG B - MIDNIGHT WEDNESDAY 23rd NOVEMBER 2016

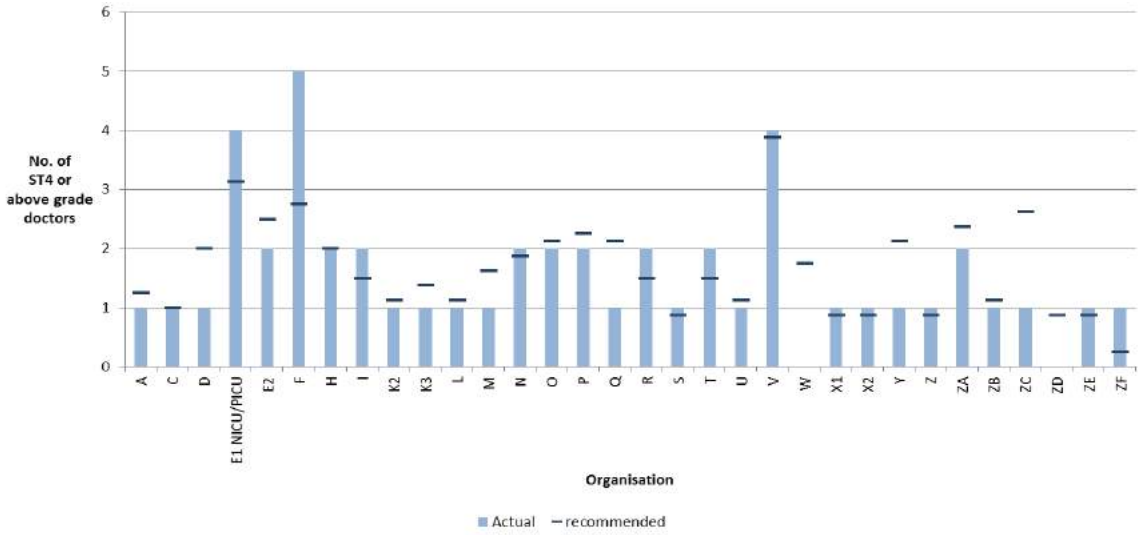

FIGURE S12c: LOG C - MIDDAY SUNDAY 27th NOVEMBER 2016

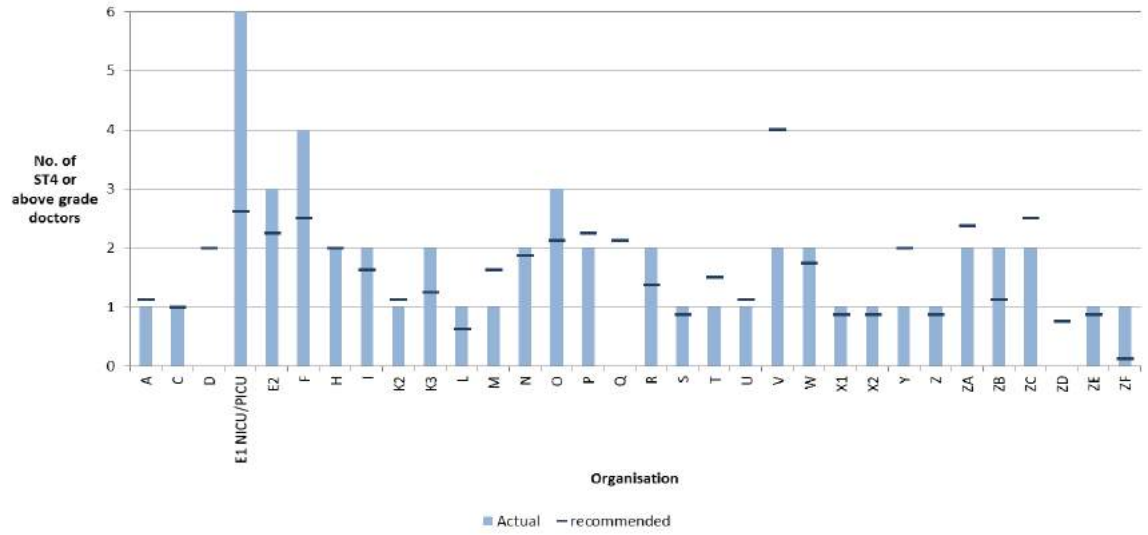

FIGURE S12d: LOG D - MIDNIGHT SUNDAY 27th NOVEMBER 2016

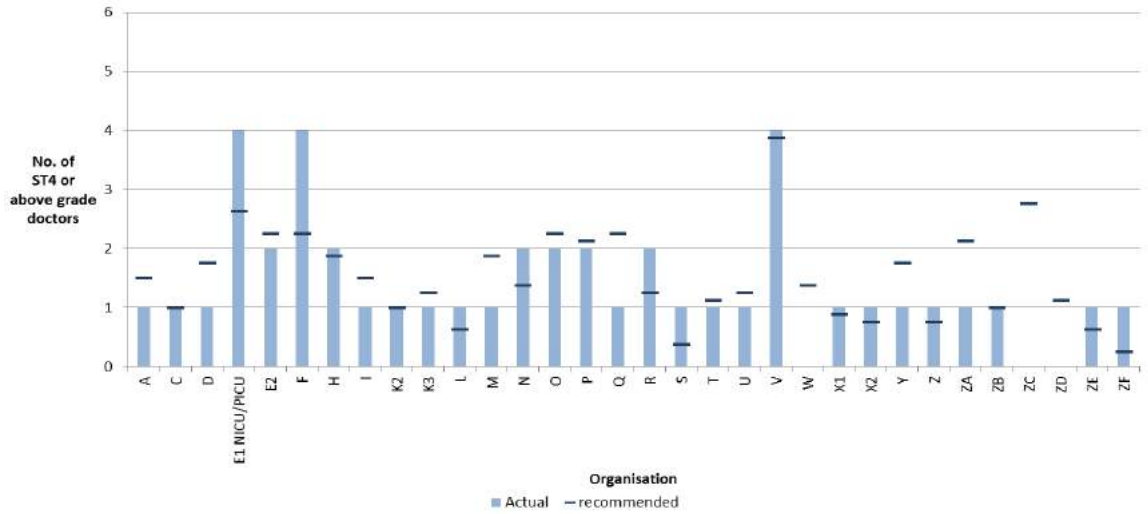

Organisation G is a 10 bedded general intensive care unit with 2 designated paediatric beds, no care was provided for paediatric patients at the specified times therefore the unit is not included in figures S12 Logs B-D.

FIGURE S13 LEVELS OF CARE, NUMBER OF NURSES AND MEDICAL STAFF AT SPECIFIED TIMES, NOV 2016

FIGURE S13a: LOG A - MIDDAY WEDNESDAY 23rd NOVEMBER 2016

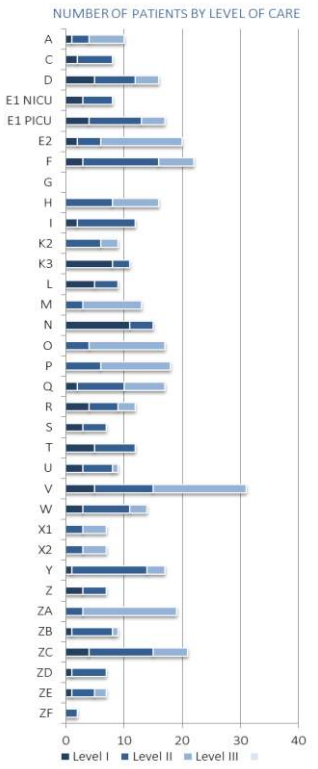

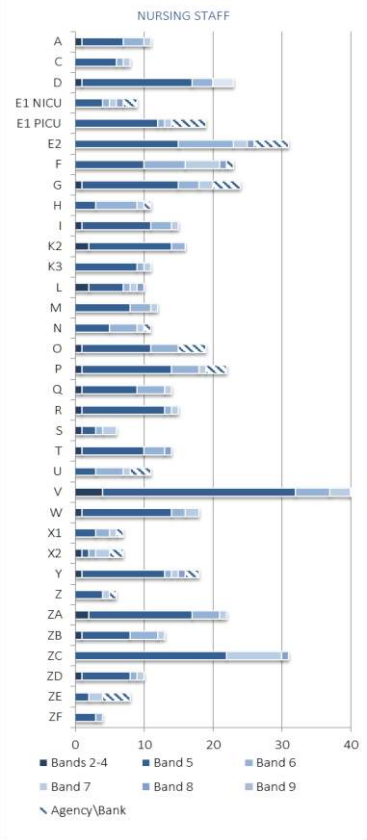

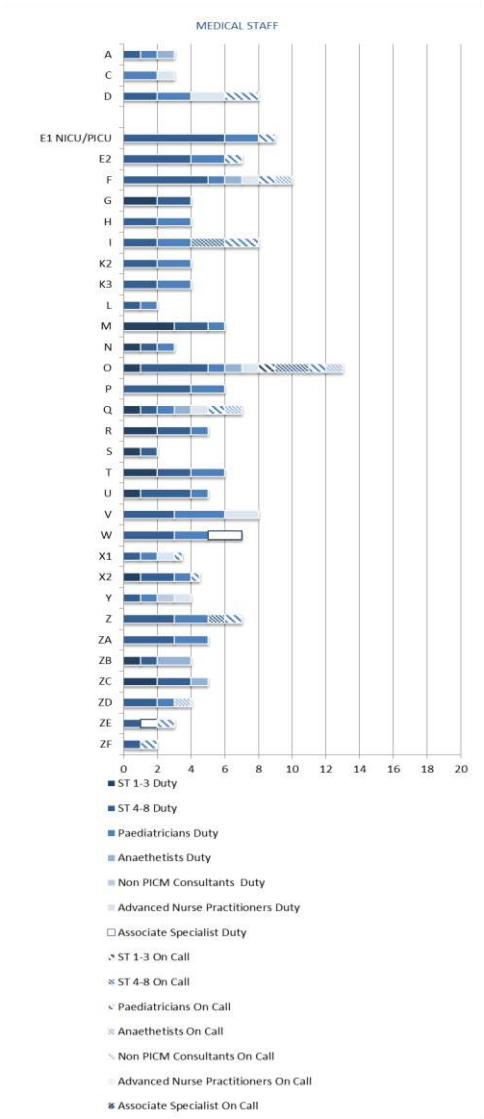

FIGURE S13b: LOG B - MIDNIGHT WEDNESDAY 23rd NOVEMBER 2016

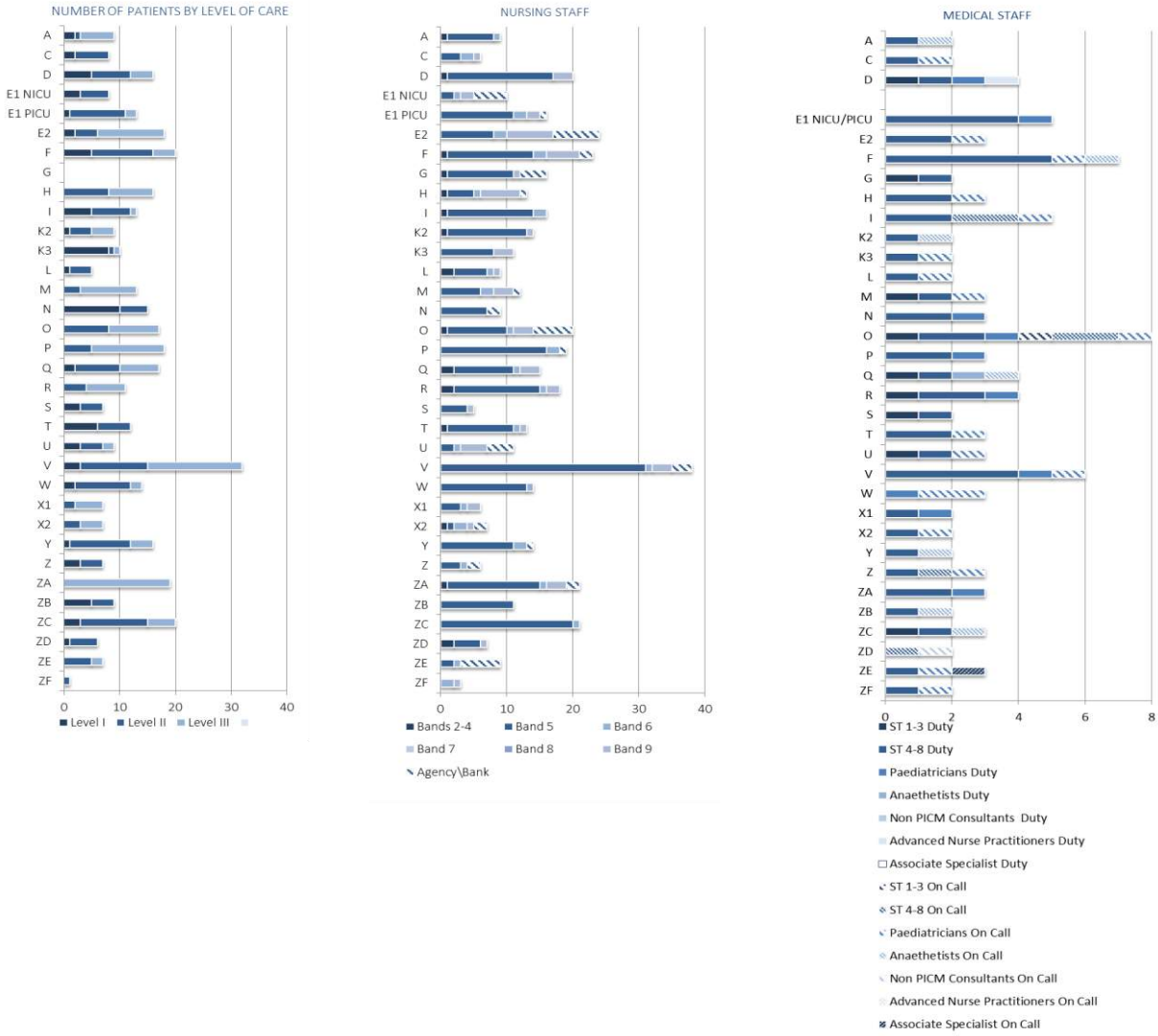

FIGURE S13c: LOG C - MIDDAY SUNDAY 27th NOVEMBER 2016

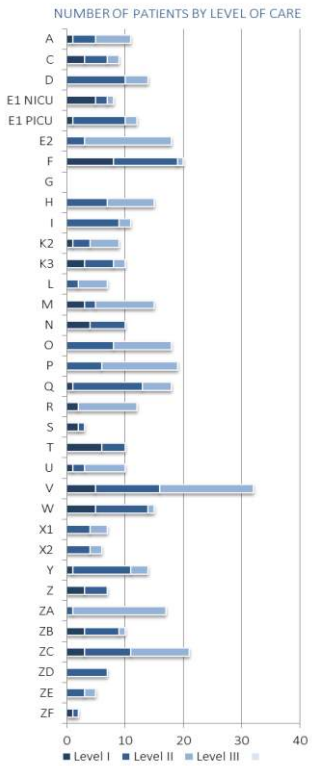

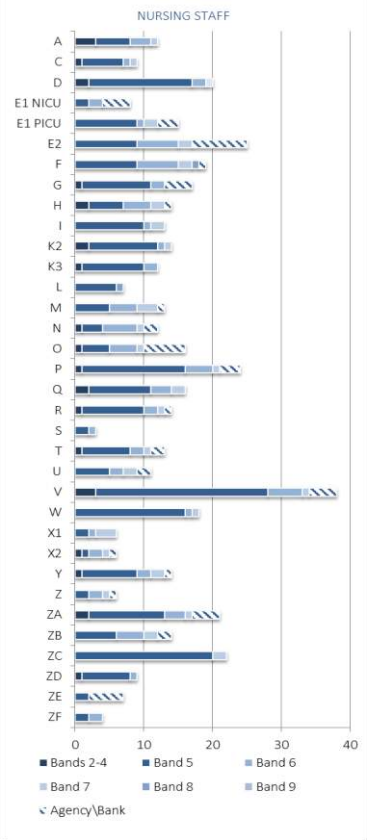

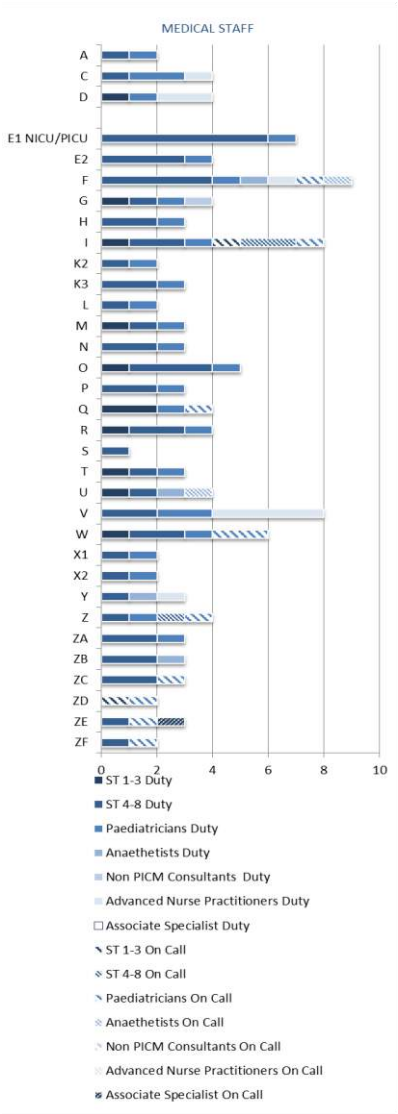

FIGURE S13d: LOG D - MIDNIGHT SUNDAY 27th NOVEMBER 2016

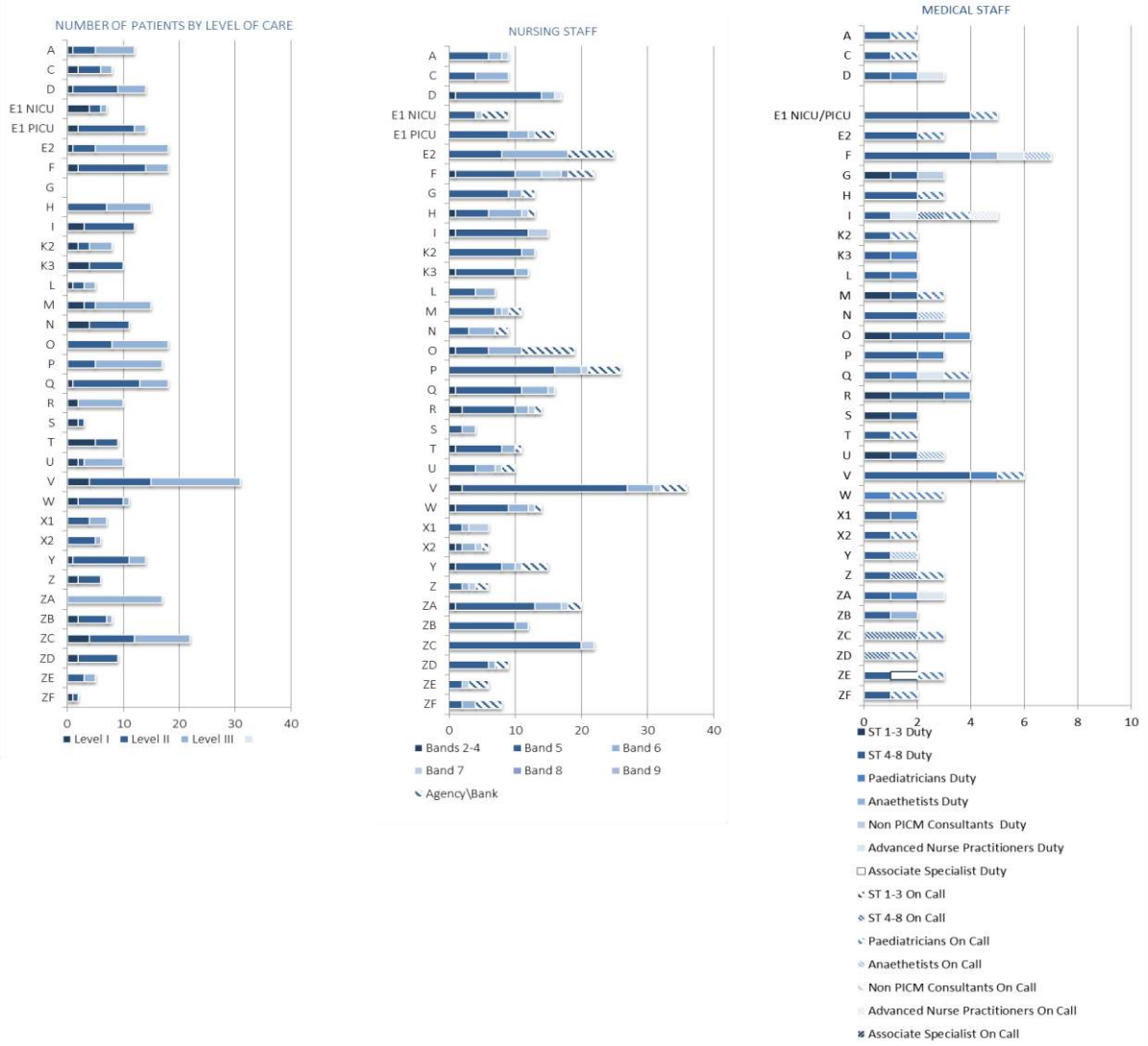

Organisation E1 - Medical staff cover for PICU and NICU combined

Organisation G is a 10 bedded AICU with 2 designated paediatric beds, no care was provided for paediatric patients at the specified times

Organisation Y - nursing staff also provide care for 3 additional NIC beds

TABLE S14 AVAILABILITY OF OTHER SPECIFIED STAFF & SUPPORT SERVICES, NOV 2016

	STANDARD L3-197					STANDARD L3-209								Other				
Organisation	Inter faith Support	Social Workers	Interpreters	Bereavement support	Patient advice & advocacy services	Pharmacist	Physiotherapist	Dietician	Play Specialist[1]	Family psychological support[1]	Staff psychological support[1]	Health care scientist	Operating Department Practioner	Family care sister	Practice Educator	Educator for families	Complex care needs Discharge co-ordinator	Dedicated PICANet Data Collection Staff
A	Hospital access	Hospital access	Hospital access	Dedicated PICU time	Hospital access	Dedicated PICU time	Dedicated PICU time	Dedicated PICU time		Dedicated PICU time	Dedicated PICU time	Dedicated PICU time	Dedicated PICU time	Hospital access	Hospital access	Hospital access	Hospital access	Hospital access
C	Hospital access	Hospital access	Hospital access	Hospital access		Dedicated PICU time	Dedicated PICU time	Dedicated PICU time				Dedicated PICU time	Dedicated PICU time		Hospital access			Hospital access
D	Dedicated PICU time		Dedicated PICU time	Dedicated PICU time	Hospital access	Dedicated PICU time	Dedicated PICU time	Dedicated PICU time				Dedicated PICU time			Hospital access			Hospital access
E1 NICU/PICU	Dedicated PICU time	Dedicated PICU time	Hospital access	Hospital access	Hospital access	Dedicated PICU time	Dedicated PICU time	On call		Dedicated PICU time	Dedicated PICU time	Dedicated PICU time	Dedicated PICU time	Hospital access	Hospital access	Hospital access[2]		Hospital access
E2	Hospital access	Dedicated PICU time	Hospital access	Hospital access	Hospital access	Dedicated PICU time	Dedicated PICU time	Dedicated PICU time		Dedicated PICU time	Dedicated PICU time	Dedicated PICU time	Dedicated PICU time	Hospital access	Hospital access	Hospital access		
F	Hospital access	Hospital access	Hospital access	Hospital access	Hospital access	Dedicated PICU time	Dedicated PICU time	Dedicated PICU time	Dedicated PICU time	Dedicated PICU time	Dedicated PICU time	Dedicated PICU time			Hospital access			
G	Hospital access		Hospital access	Hospital access	Hospital access	Dedicated PICU time	Dedicated PICU time	Dedicated PICU time	Dedicated PICU time		Dedicated PICU time	Dedicated PICU time			Hospital access			
H	Dedicated PICU time	Dedicated PICU time	Dedicated PICU time	Dedicated PICU time	Hospital access	Dedicated PICU time	Dedicated PICU time	Dedicated PICU time		Dedicated PICU time	Dedicated PICU time	Dedicated PICU time			Hospital access			Hospital access
I	Hospital access	Hospital access	Hospital access	Dedicated PICU time	Hospital access	Dedicated PICU time	Dedicated PICU time	Dedicated PICU time						Hospital access	Hospital access			Hospital access
K2	Hospital access	Dedicated PICU time	Hospital access	Dedicated PICU time	Hospital access	Dedicated PICU time	Dedicated PICU time	Dedicated PICU time	Dedicated PICU time	Dedicated PICU time	Dedicated PICU time	Dedicated PICU time	Dedicated PICU time		Hospital access	Hospital access		Hospital access
K3	Dedicated PICU time	Dedicated PICU time	Hospital access	Hospital access	Hospital access	Dedicated PICU time	Dedicated PICU time	Dedicated PICU time							Hospital access			Hospital access
L	Dedicated PICU time		Hospital access	Hospital access	Hospital access	Dedicated PICU time	Dedicated PICU time	Dedicated PICU time	Dedicated PICU time	Dedicated PICU time	Dedicated PICU time	Dedicated PICU time			Hospital access	Hospital access	Hospital access	Hospital access
M	Hospital access	Hospital access	Hospital access	Hospital access	Hospital access	Dedicated PICU time	Dedicated PICU time	Dedicated PICU time							Hospital access			
N	Hospital access	Hospital access	Hospital access	Hospital access	Hospital access	Dedicated PICU time	Dedicated PICU time	Dedicated PICU time	Dedicated PICU time	Dedicated PICU time	Dedicated PICU time	Dedicated PICU time			Hospital access			Hospital access
O	Dedicated PICU time	Dedicated PICU time	Dedicated PICU time	Dedicated PICU time	Dedicated PICU time	Dedicated PICU time	Dedicated PICU time	Dedicated PICU time	Dedicated PICU time	Dedicated PICU time	Dedicated PICU time	Dedicated PICU time	Dedicated PICU time		Hospital access		Hospital access	Hospital access
P	Hospital access		Hospital access	Hospital access	Hospital access	Dedicated PICU time	Dedicated PICU time	Dedicated PICU time							Hospital access			Hospital access
Q	Hospital access		Hospital access		Hospital access	Dedicated PICU time	Dedicated PICU time		Dedicated PICU time			Dedicated PICU time	Dedicated PICU time	Hospital access	Hospital access	Hospital access	Hospital access	Hospital access
R	Hospital access	Hospital access	Hospital access	Hospital access	Hospital access	Dedicated PICU time	Dedicated PICU time	Dedicated PICU time		Dedicated PICU time	Dedicated PICU time	Dedicated PICU time	Dedicated PICU time		Hospital access			Hospital access
S	Hospital access	Hospital access	Hospital access	Hospital access	Hospital access	Dedicated PICU time	Dedicated PICU time	Dedicated PICU time				Dedicated PICU time			Hospital access			
T	Hospital access		Hospital access	Hospital access	Hospital access	Dedicated PICU time	Dedicated PICU time	Dedicated PICU time		Dedicated PICU time		Dedicated PICU time	Dedicated PICU time		Hospital access			Hospital access
U	Hospital access	Hospital access	Hospital access	Dedicated PICU time	Hospital access	Dedicated PICU time	Dedicated PICU time	Dedicated PICU time		Dedicated PICU time		Dedicated PICU time		Hospital access	Hospital access		Hospital access	Hospital access
V	Dedicated PICU time	Hospital access	Hospital access	Hospital access	Hospital access	Dedicated PICU time	Dedicated PICU time	Dedicated PICU time	Dedicated PICU time	Dedicated PICU time	Dedicated PICU time	Dedicated PICU time	Dedicated PICU time	Hospital access	Hospital access		Hospital access	Hospital access
W	Dedicated PICU time		Hospital access	Dedicated PICU time	Hospital access	Dedicated PICU time	Dedicated PICU time	Dedicated PICU time	Dedicated PICU time	Dedicated PICU time	Dedicated PICU time				Hospital access		Hospital access	Hospital access
X1	Hospital access	Hospital access	Hospital access	Hospital access	Hospital access	Dedicated PICU time	Dedicated PICU time	Dedicated PICU time	Dedicated PICU time			Dedicated PICU time			Hospital access	Hospital access		Hospital access
X2	Hospital access	Hospital access	Hospital access	Dedicated PICU time	Hospital access	Dedicated PICU time	Dedicated PICU time	Dedicated PICU time	Dedicated PICU time		Dedicated PICU time	Dedicated PICU time			Hospital access			Hospital access
Y	Hospital access	Hospital access	Hospital access	Hospital access	Hospital access	Dedicated PICU time	Dedicated PICU time	Dedicated PICU time		Dedicated PICU time	Dedicated PICU time	Dedicated PICU time			Hospital access		Hospital access	
Z	Hospital access	Hospital access	Hospital access	Hospital access	Hospital access	Dedicated PICU time	Dedicated PICU time								Hospital access			
ZA	Hospital access	Hospital access	Hospital access	Hospital access	Hospital access	Dedicated PICU time	Dedicated PICU time	Dedicated PICU time				Dedicated PICU time			Hospital access	Hospital access	Hospital access	Hospital access
ZB	Hospital access	Hospital access	Hospital access	Hospital access	Hospital access	Dedicated PICU time	Dedicated PICU time	Dedicated PICU time		Dedicated PICU time	Dedicated PICU time	Dedicated PICU time			Hospital access			
ZC	Hospital access	Hospital access	Hospital access	Hospital access	Hospital access	Dedicated PICU time	Dedicated PICU time	Dedicated PICU time		Dedicated PICU time		Dedicated PICU time			Hospital access			Hospital access
ZD	Hospital access	Hospital access	Hospital access		Hospital access	Dedicated PICU time	Dedicated PICU time	Dedicated PICU time		Dedicated PICU time	Dedicated PICU time	Dedicated PICU time			Hospital access			Hospital access
ZE	Hospital access		Hospital access	Hospital access		Dedicated PICU time	Dedicated PICU time	Dedicated PICU time	Dedicated PICU time	Dedicated PICU time		Dedicated PICU time			Hospital access			Hospital access
ZF	Hospital access	Hospital access	Hospital access	Hospital access	Hospital access	Dedicated PICU time	Dedicated PICU time	Dedicated PICU time		Dedicated PICU time			Dedicated PICU time		Hospital access			

Dedicated PICU time **Hospital access** **Dedicated PICU time** **On call** [1] **Collected information on Allocated time only** **Yes** [2] **NICU only**

Organisation ZD all services have PICU time as required

Organisation E1 - has support from ahospital wide specialist ventilation team

Organisation M - has support from a hospital wide LTV specialist nurse

Organisation X1 has additional family support provided by cardiac liaison nurses

Organisation ZE & ZF are private providers with additional support from embassy staff

University of Leeds

Roger Parslow
Melpo Kapetanstrataki
Lee Norman
Sophie Butler
Victoria Hiley

PICANet
School of Medicine
University of Leeds
8.49 Worsley Building
Leeds
LS2 9JT

r.c.parslow@leeds.ac.uk
0113 343 4856

University of Leicester

Elizabeth Draper
Caroline Lamming
Martin Perkins
Tracy Harris
Ruth Matthews

PICANet
Department of Health Sciences
University of Leicester
University Road
Leicester
LE1 7RH

msn@leicester.ac.uk
0116 252 5414

WWW.PICANET.ORG.UK

PICANET@LEEDS.AC.UK

PICS Paediatric Intensive Care Society